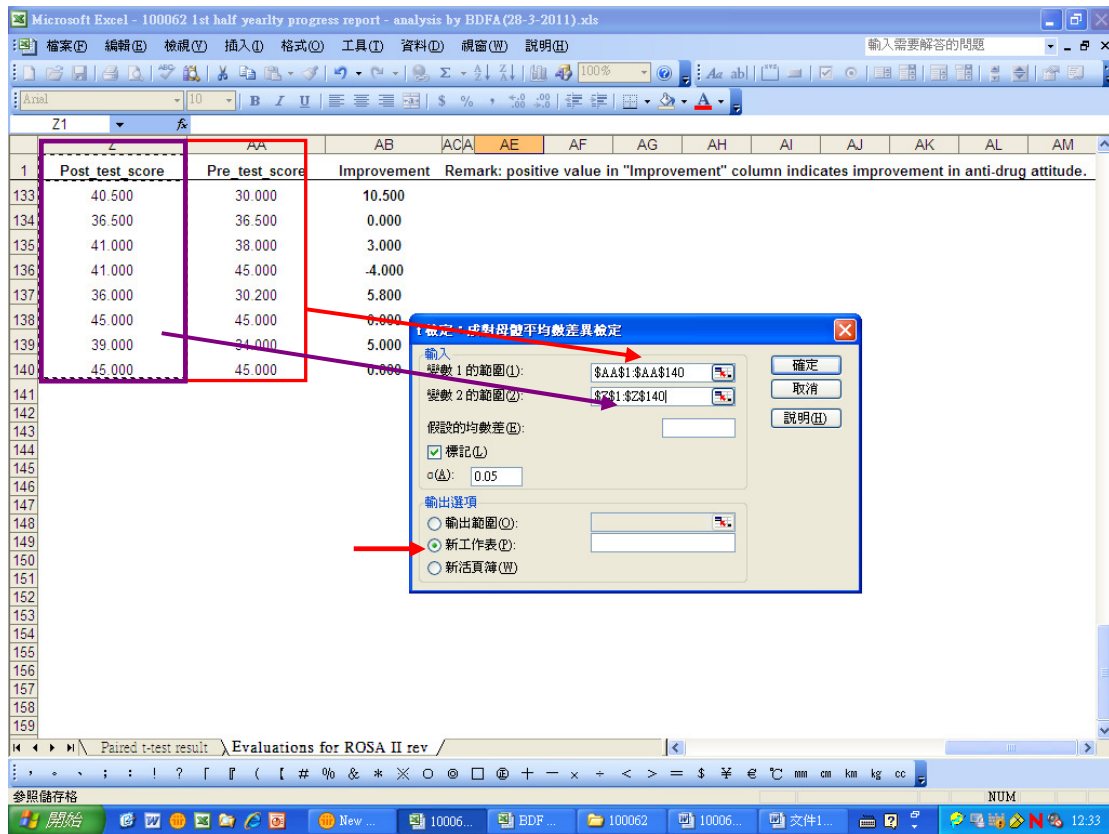


若獲撥款人／機構在採用或修改問卷等問題上有疑問，歡迎聯絡禁毒基金秘書處。Should a Beat Drugs Fund grantee have questions regarding adoption or amendment of question sets, please contact the Secretariat of the Beat Drugs Fund.



Microsoft Excel - 100062 1st half yearly progress report - analysis by BDFa(28-3-2011).xls

輸入需要解答的問題

Arial 10

A1 t 檢定：成對母體平均數差異檢定

|    | A                | B              | C               | D | E | F | G | H | I | J | K | L |
|----|------------------|----------------|-----------------|---|---|---|---|---|---|---|---|---|
| 1  | t 檢定：成對母體平均數差異檢定 |                |                 |   |   |   |   |   |   |   |   |   |
| 2  |                  |                |                 |   |   |   |   |   |   |   |   |   |
| 3  |                  | Pre_test_score | Post_test_score |   |   |   |   |   |   |   |   |   |
| 4  | 平均數              | 37.90719424    | 39.48561151     |   |   |   |   |   |   |   |   |   |
| 5  | 變異數              | 31.27690439    | 25.16645814     |   |   |   |   |   |   |   |   |   |
| 6  | 觀察值個數            | 139            | 139             |   |   |   |   |   |   |   |   |   |
| 7  | 皮耳森相關係數          | 0.568177487    |                 |   |   |   |   |   |   |   |   |   |
| 8  | 假設的均數差           | 0              |                 |   |   |   |   |   |   |   |   |   |
| 9  | 自由度              | 138            |                 |   |   |   |   |   |   |   |   |   |
| 10 | t 統計             | -3.754891632   |                 |   |   |   |   |   |   |   |   |   |
| 11 | P(T<=t) 單尾       | 0.000127406    |                 |   |   |   |   |   |   |   |   |   |
| 12 | 臨界值：單尾           | 1.655970383    |                 |   |   |   |   |   |   |   |   |   |
| 13 | P(T<=t) 雙尾       | 0.000254812    |                 |   |   |   |   |   |   |   |   |   |
| 14 | 臨界值：雙尾           | 1.977303512    |                 |   |   |   |   |   |   |   |   |   |
| 15 |                  |                |                 |   |   |   |   |   |   |   |   |   |
| 16 |                  |                |                 |   |   |   |   |   |   |   |   |   |
| 17 |                  |                |                 |   |   |   |   |   |   |   |   |   |
| 18 |                  |                |                 |   |   |   |   |   |   |   |   |   |
| 19 |                  |                |                 |   |   |   |   |   |   |   |   |   |
| 20 |                  |                |                 |   |   |   |   |   |   |   |   |   |
| 21 |                  |                |                 |   |   |   |   |   |   |   |   |   |
| 22 |                  |                |                 |   |   |   |   |   |   |   |   |   |
| 23 |                  |                |                 |   |   |   |   |   |   |   |   |   |
| 24 |                  |                |                 |   |   |   |   |   |   |   |   |   |
| 25 |                  |                |                 |   |   |   |   |   |   |   |   |   |
| 26 |                  |                |                 |   |   |   |   |   |   |   |   |   |
| 27 |                  |                |                 |   |   |   |   |   |   |   |   |   |
| 28 |                  |                |                 |   |   |   |   |   |   |   |   |   |
| 29 |                  |                |                 |   |   |   |   |   |   |   |   |   |
| 30 |                  |                |                 |   |   |   |   |   |   |   |   |   |
| 31 |                  |                |                 |   |   |   |   |   |   |   |   |   |
| 32 |                  |                |                 |   |   |   |   |   |   |   |   |   |

Paired t-test result Sheet3 Evaluations for ROSA II rev

加棉-550 2831103 NUM

12:34

若獲撥款人／機構在採用或修改問卷等問題上有疑問，歡迎聯絡禁毒基金秘書處。Should a Beat Drugs Fund grantee have questions regarding adoption or amendment of question sets, please contact the Secretariat of the Beat Drugs Fund.

|            | Pre_test_score | Post_test_score |
|------------|----------------|-----------------|
| 平均數        | 37.90719424    | 39.48561151     |
| 變異數        | 31.27690439    | 25.16645814     |
| 觀察值個數      | 139            | 139             |
| 皮耳森相關係數    | 0.568177487    |                 |
| 假設的均數差     | 0              |                 |
| 自由度        | 138            |                 |
| t統計        | -3.754891632   |                 |
| P(T<=t) 單尾 | 0.000127406    |                 |
| 臨界值：單尾     | 1.655970383    |                 |
| P(T<=t) 雙尾 | 0.000254812    |                 |
| 臨界值：雙尾     | 1.977303512    |                 |

While there is improvement (post-test score higher than pre-test score) and statistically significant difference between the pre-test and post-test scores, statistically significant improvement is demonstrated in this sample.



Microsoft Excel - 100062 1st half yearly progress report - analysis by BDFA (28-3-2011).xls

檔案(F) 編輯(E) 檢視(V) 插入(I) 格式(O) 工具(T) 資料(Q) 視窗(W) 說明(H) 輸入需要解答的問題

Anal AE9

|    | Z               | AA             | AB          | ACA   | AE | AF | AG | AH | AI | AJ | AK | AL | AM |
|----|-----------------|----------------|-------------|---|----|----|----|----|----|----|----|----|----|
| 1  | Post test score | Pre test score | Improvement | Remark: positive value in "Improvement" column indicates improvement in anti-drug attitude.   |    |    |    |    |    |    |    |    |    |
| 2  | 42.000          | 43.000         | -1.000      | <div style="border: 1px solid black; padding: 5px;">           13 cases improved<br/>           29 cases showed no change<br/>           35 cases deteriorated<br/>           139 valid case evaluated         </div> |    |    |    |    |    |    |    |    |    |
| 3  | 41.000          | 30.000         | 11.000      |   |    |    |    |    |    |    |    |    |    |
| 4  | 45.000          | 40.000         | 5.000       |   |    |    |    |    |    |    |    |    |    |
| 5  | 43.000          | 40.200         | 2.800       |   |    |    |    |    |    |    |    |    |    |
| 6  | 41.000          | 37.000         | 4.000       |   |    |    |    |    |    |    |    |    |    |
| 7  | 37.000          | 41.000         | -4.000      |   |    |    |    |    |    |    |    |    |    |
| 8  | 45.000          | 44.000         | 1.000       |   |    |    |    |    |    |    |    |    |    |
| 9  | 45.000          | 41.000         | 4.000       |   |    |    |    |    |    |    |    |    |    |
| 10 | 45.000          | 40.000         | 5.000       |   |    |    |    |    |    |    |    |    |    |
| 11 | 45.000          | 42.000         | 3.000       |   |    |    |    |    |    |    |    |    |    |
| 12 | 45.000          | 41.000         | 4.000       |   |    |    |    |    |    |    |    |    |    |
| 13 | 45.000          | 41.000         | 4.000       |   |    |    |    |    |    |    |    |    |    |
| 14 | 34.000          | 36.000         | -2.000      |   |    |    |    |    |    |    |    |    |    |
| 15 | 36.000          | 31.000         | 5.000       |   |    |    |    |    |    |    |    |    |    |
| 16 | 43.000          | 39.000         | 4.000       |   |    |    |    |    |    |    |    |    |    |
| 17 | 39.000          | 31.000         | 8.000       |   |    |    |    |    |    |    |    |    |    |
| 18 | 37.000          | 25.000         | 12.000      |   |    |    |    |    |    |    |    |    |    |
| 19 | 42.000          | 39.200         | 2.800       |   |    |    |    |    |    |    |    |    |    |
| 20 | 45.000          | 45.000         | 0.000       |   |    |    |    |    |    |    |    |    |    |
| 21 | 45.000          | 45.000         | 0.000       |   |    |    |    |    |    |    |    |    |    |
| 22 | 45.000          | 45.000         | 0.000       |   |    |    |    |    |    |    |    |    |    |
| 23 | 43.000          | 37.000         | 6.000       |   |    |    |    |    |    |    |    |    |    |

Paired t-test result Evaluations for ROSA II rev

Microsoft Excel - 100062 1st half yearly progress report - analysis by BDFA (28-3-2011).xls

檔案(F) 編輯(E) 檢視(V) 插入(I) 格式(O) 工具(T) 資料(Q) 視窗(W) 說明(H) 輸入需要解答的問題

Anal 10

|    | Z               | AA             | AB          | ACA  | AE | AF | AG | AH | AI | AJ | AK | AL | AM |
|----|-----------------|----------------|-------------|--|----|----|----|----|----|----|----|----|----|
| 1  | Post test score | Pre test score | Improvement | Remark: positive value in "Improvement" column indicates improvement in anti-drug attitude.  |    |    |    |    |    |    |    |    |    |
| 2  | 42.000          | 43.000         | -1.000      | <div style="border: 1px solid blue; padding: 5px;">           插入函數           <p>搜尋函數(S): 請鍵入簡短描述來說明您要做的，然後按一下「開始」</p> <p>或選擇類別(C): 統計</p> <p>選擇函數(N): 最近用過函數</p> <ul style="list-style-type: none"> <li>全部</li> <li>財務</li> <li>日期及時間</li> <li>數學與三角函數</li> <li>統計</li> <li>資料庫</li> <li>文字</li> <li>邏輯</li> <li>資料</li> <li>引用</li> <li>傳回傳回各資料 僅用卷定義</li> <li>字或名稱、陣列或含有數字的參照</li> </ul> <p>NUM</p> </div> |    |    |    |    |    |    |    |    |    |
| 3  | 41.000          | 30.000         | 11.000      |  |    |    |    |    |    |    |    |    |    |
| 4  | 45.000          | 40.000         | 5.000       |  |    |    |    |    |    |    |    |    |    |
| 5  | 43.000          | 40.200         | 2.800       |  |    |    |    |    |    |    |    |    |    |
| 6  | 41.000          | 37.000         | 4.000       |  |    |    |    |    |    |    |    |    |    |
| 7  | 37.000          | 41.000         | -4.000      |  |    |    |    |    |    |    |    |    |    |
| 8  | 45.000          | 44.000         | 1.000       |  |    |    |    |    |    |    |    |    |    |
| 9  | 45.000          | 41.000         | 4.000       |  |    |    |    |    |    |    |    |    |    |
| 10 | 45.000          | 40.000         | 5.000       |  |    |    |    |    |    |    |    |    |    |
| 11 | 45.000          | 42.000         | 3.000       |  |    |    |    |    |    |    |    |    |    |
| 12 | 45.000          | 41.000         | 4.000       |  |    |    |    |    |    |    |    |    |    |
| 13 | 45.000          | 41.000         | 4.000       |  |    |    |    |    |    |    |    |    |    |
| 14 | 34.000          | 36.000         | -2.000      |  |    |    |    |    |    |    |    |    |    |
| 15 | 36.000          | 31.000         | 5.000       |  |    |    |    |    |    |    |    |    |    |
| 16 | 43.000          | 39.000         | 4.000       |  |    |    |    |    |    |    |    |    |    |
| 17 | 39.000          | 31.000         | 8.000       |  |    |    |    |    |    |    |    |    |    |
| 18 | 37.000          | 25.000         | 12.000      |  |    |    |    |    |    |    |    |    |    |
| 19 | 42.000          | 39.200         | 2.800       |  |    |    |    |    |    |    |    |    |    |
| 20 | 45.000          | 45.000         | 0.000       |  |    |    |    |    |    |    |    |    |    |
| 21 | 45.000          | 45.000         | 0.000       |  |    |    |    |    |    |    |    |    |    |
| 22 | 45.000          | 45.000         | 0.000       |  |    |    |    |    |    |    |    |    |    |
| 23 | 43.000          | 37.000         | 6.000       |  |    |    |    |    |    |    |    |    |    |

Paired t-test result Evaluations for ROSA II rev

若獲撥款人／機構在採用或修改問卷等問題上有疑問，歡迎聯絡禁毒基金秘書處。Should a Beat Drugs Fund grantee have questions regarding adoption or amendment of question sets, please contact the Secretariat of the Beat Drugs Fund.

The image displays two screenshots of Microsoft Excel illustrating the steps to insert an AVERAGE function into a spreadsheet.

**Top Screenshot: Insert Function Dialog**

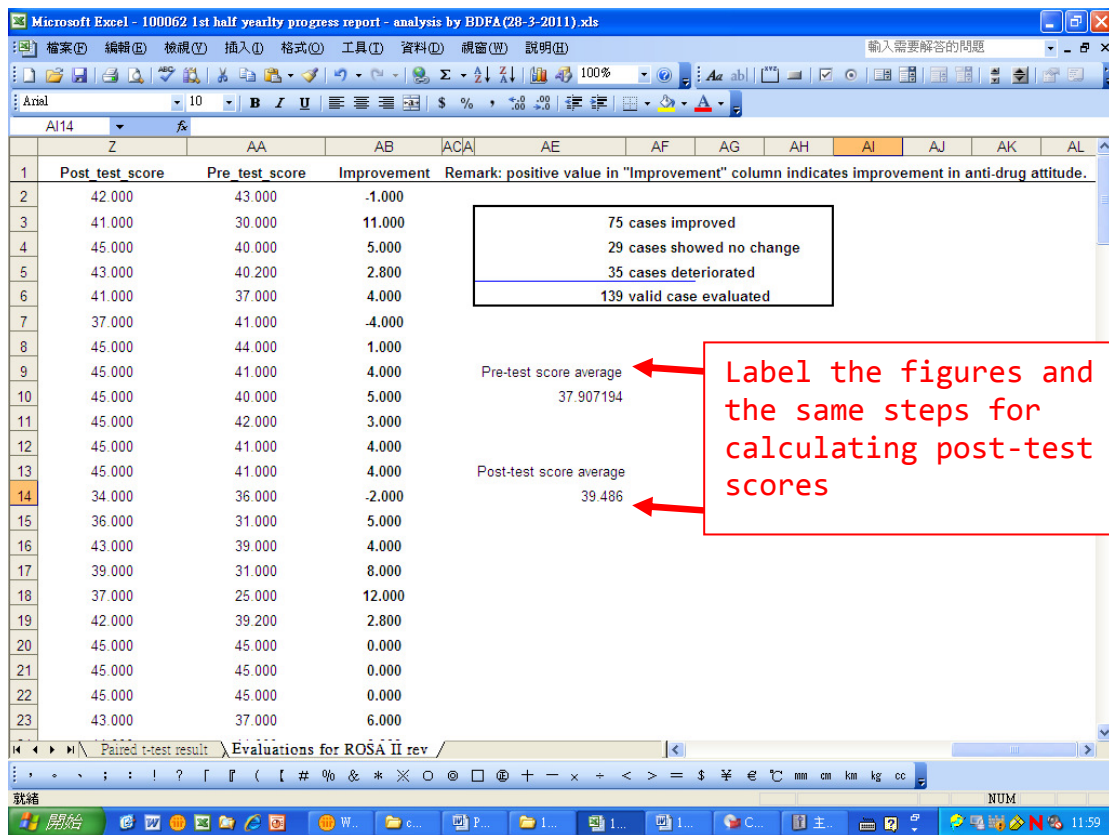
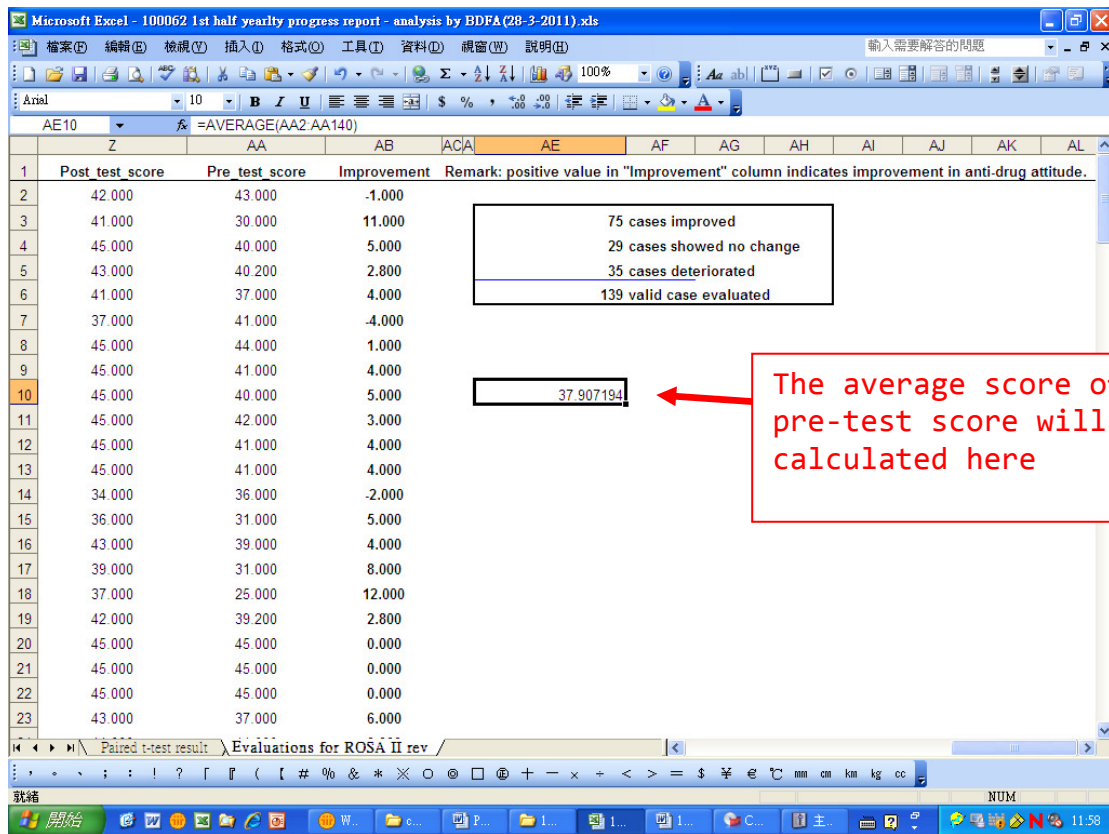
The spreadsheet shows columns: Post\_test score, Pre\_test score, Improvement, and Remark. A summary box indicates: 75 cases improved, 29 cases showed no change, 35 cases deteriorated, and 139 valid case evaluated.

The "Insert Function" dialog box is open, showing the "Select a function" list with "AVERAGE" selected. The "Function description" box explains: "Returns the average (arithmetic mean) of the arguments. Arguments can be numbers, or names, arrays, or references." The "Function arguments" box shows: "AVERAGE(number1, number2,...)"

**Bottom Screenshot: Function Arguments Dialog**

The "Function Arguments" dialog box for "AVERAGE" is open. The "Number1" field contains the range "AA2:AA140". The "Number2" field is empty. The "Calculation Result" is shown as 37.907194. A red box highlights the "Pre\_test score" column in the spreadsheet, and a red callout box says "Highlight all the pre-test scores".

若獲撥款人／機構在採用或修改問卷等問題上有疑問，歡迎聯絡禁毒基金秘書處。Should a Beat Drugs Fund grantee have questions regarding adoption or amendment of question sets, please contact the Secretariat of the Beat Drugs Fund.



Microsoft Excel - 100062 1st half yearly progress report - analysis by BDFa(28-3-2011).xls

|    | Z               | AA             | AB          | ACA   | AE        | AF | AG | AH | AI | AJ | AK | AL |
|----|-----------------|----------------|-------------|---|-----------|----|----|----|----|----|----|----|
| 1  | Post test score | Pre test score | Improvement | Remark: positive value in "Improvement" column indicates improvement in anti-drug attitude. |           |    |    |    |    |    |    |    |
| 2  | 42.000          | 43.000         | -1.000      |   |           |    |    |    |    |    |    |    |
| 3  | 41.000          | 30.000         | 11.000      |   |           |    |    |    |    |    |    |    |
| 4  | 45.000          | 40.000         | 5.000       |   |           |    |    |    |    |    |    |    |
| 5  | 43.000          | 40.200         | 2.800       |   |           |    |    |    |    |    |    |    |
| 6  | 41.000          | 37.000         | 4.000       |   |           |    |    |    |    |    |    |    |
| 7  | 37.000          | 41.000         | -4.000      |   |           |    |    |    |    |    |    |    |
| 8  | 45.000          | 44.000         | 1.000       |   |           |    |    |    |    |    |    |    |
| 9  | 45.000          | 41.000         | 4.000       | Pre-test score average  | 37.907194 |    |    |    |    |    |    |    |
| 10 | 45.000          | 40.000         | 5.000       | Post-test score average   | 39.486    |    |    |    |    |    |    |    |
| 11 | 45.000          | 42.000         | 3.000       |   |           |    |    |    |    |    |    |    |
| 12 | 45.000          | 41.000         | 4.000       |   |           |    |    |    |    |    |    |    |
| 13 | 45.000          | 41.000         | 4.000       |   |           |    |    |    |    |    |    |    |
| 14 | 34.000          | 36.000         | -2.000      |   |           |    |    |    |    |    |    |    |
| 15 | 36.000          | 31.000         | 5.000       |   |           |    |    |    |    |    |    |    |
| 16 | 43.000          | 39.000         | 4.000       |   |           |    |    |    |    |    |    |    |
| 17 | 39.000          | 31.000         | 8.000       |   |           |    |    |    |    |    |    |    |
| 18 | 37.000          | 25.000         | 12.000      | =   |           |    |    |    |    |    |    |    |
| 19 | 42.000          | 39.200         | 2.800       |   |           |    |    |    |    |    |    |    |
| 20 | 45.000          | 45.000         | 0.000       |   |           |    |    |    |    |    |    |    |
| 21 | 45.000          | 45.000         | 0.000       |   |           |    |    |    |    |    |    |    |
| 22 | 45.000          | 45.000         | 0.000       |   |           |    |    |    |    |    |    |    |
| 23 | 43.000          | 37.000         | 6.000       |   |           |    |    |    |    |    |    |    |

Insert Function dialog box: 搜尋函數(T): 請鍵入簡短描述來說明您要做的...

或選擇類別(O): 統計

選擇函數(F): TTEST, VAR, YVAR, YVARP, TTEST(array1,array2,tails,type)

Microsoft Excel - 100062 1st half yearly progress report - analysis by BDFa(28-3-2011).xls

|     | Z               | AA             | AB          | ACA   | AE | AF | AG | AH | AI | AJ | AK | AL |
|-----|-----------------|----------------|-------------|---|----|----|----|----|----|----|----|----|
| 1   | Post test score | Pre test score | Improvement | Remark: positive value in "Improvement" column indicates improvement in anti-drug attitude. |    |    |    |    |    |    |    |    |
| 124 | 40.000          | 33.400         | 6.600       |   |    |    |    |    |    |    |    |    |
| 125 | 41.000          | 32.800         | 8.200       |   |    |    |    |    |    |    |    |    |
| 126 | 44.000          | 44.000         | 0.000       |   |    |    |    |    |    |    |    |    |
| 127 | 43.000          | 43.000         | 0.000       |   |    |    |    |    |    |    |    |    |
| 128 | 33.000          | 33.000         | 0.000       |   |    |    |    |    |    |    |    |    |
| 129 | 33.000          | 33.000         | 0.000       |   |    |    |    |    |    |    |    |    |
| 130 | 36.000          | 33.000         | 3.000       |   |    |    |    |    |    |    |    |    |
| 131 | 30.000          | 32.000         | -2.000      |   |    |    |    |    |    |    |    |    |
| 132 | 39.000          | 36.000         | 3.000       |   |    |    |    |    |    |    |    |    |
| 133 | 40.500          | 30.000         | 10.500      |   |    |    |    |    |    |    |    |    |
| 134 | 36.500          | 36.500         | 0.000       |   |    |    |    |    |    |    |    |    |
| 135 | 41.000          | 38.000         | 3.000       |   |    |    |    |    |    |    |    |    |
| 136 | 41.000          | 45.000         | -4.000      |   |    |    |    |    |    |    |    |    |
| 137 | 36.000          | 30.200         | 5.800       |   |    |    |    |    |    |    |    |    |
| 138 | 45.000          | 45.000         | 0.000       |   |    |    |    |    |    |    |    |    |
| 139 | 39.000          | 34.000         | 5.000       |   |    |    |    |    |    |    |    |    |
| 140 | 45.000          | 45.000         | 0.000       |   |    |    |    |    |    |    |    |    |
| 141 |                 |                |             |   |    |    |    |    |    |    |    |    |
| 142 |                 |                |             |   |    |    |    |    |    |    |    |    |
| 143 |                 |                |             |   |    |    |    |    |    |    |    |    |
| 144 |                 |                |             |   |    |    |    |    |    |    |    |    |
| 145 |                 |                |             |   |    |    |    |    |    |    |    |    |
| 146 |                 |                |             |   |    |    |    |    |    |    |    |    |
| 147 |                 |                |             |   |    |    |    |    |    |    |    |    |

TTEST dialog box: Array1: AA2:AA140

Array1 為第一資料組

計算結果 =

Highly highlight all the pre-test scores

若獲撥款人／機構在採用或修改問卷等問題上有疑問，歡迎聯絡禁毒基金秘書處。Should a Beat Drugs Fund grantee have questions regarding adoption or amendment of question sets, please contact the Secretariat of the Beat Drugs Fund.

Microsoft Excel - 100062 1st half yearly progress report - analysis by BDFa(28-3-2011).xls

TTTEST =TTEST(AA2:AA140,Z2:Z140)

| Z   | AA              | AB             | ACA         | AE  | AF | AG | AH | AI | AJ | AK | AL |
|-----|-----------------|----------------|-------------|---|----|----|----|----|----|----|----|
| 1   | Post test score | Pre test score | Improvement | Remark: positive value in "Improvement" column indicates improvement in anti-drug attitude. |    |    |    |    |    |    |    |
| 127 | 43.000          | 43.000         | 0.000       |   |    |    |    |    |    |    |    |
| 128 | 33.000          | 33.000         | 0.000       |   |    |    |    |    |    |    |    |
| 129 | 33.000          | 33.000         | 0.000       |   |    |    |    |    |    |    |    |
| 130 | 36.000          | 33.000         | 3.000       |   |    |    |    |    |    |    |    |
| 131 | 30.000          | 32.000         | -2.000      |   |    |    |    |    |    |    |    |
| 132 | 39.000          | 36.000         | 3.000       |   |    |    |    |    |    |    |    |
| 133 | 40.500          | 30.000         | 10.500      |   |    |    |    |    |    |    |    |
| 134 | 36.500          | 36.500         | 0.000       |   |    |    |    |    |    |    |    |
| 135 | 41.000          | 38.000         | 3.000       |   |    |    |    |    |    |    |    |
| 136 | 41.000          | 45.000         | -4.000      |   |    |    |    |    |    |    |    |
| 137 | 36.000          | 30.200         | 5.800       |   |    |    |    |    |    |    |    |
| 138 | 45.000          | 45.000         | 0.000       |   |    |    |    |    |    |    |    |
| 139 | 39.000          | 34.000         | 5.000       |   |    |    |    |    |    |    |    |
| 140 | 45.000          | 45.000         | 0.000       |   |    |    |    |    |    |    |    |

TTTEST dialog box: Array1 AA2:AA140, Array2 Z2:Z140, Type (blank). Calculation result: =

Function Index dialog box: TTTEST, Array1 AA2:AA140, Array2 Z2:Z140, Tails (blank), Type (blank). Calculation result: =

Highlight all the post-test scores

Microsoft Excel - 100062 1st half yearly progress report - analysis by BDFa(28-3-2011).xls

TTTEST =TTEST(AA2:AA140,Z2:Z140,1,1)

| Z  | AA              | AB             | ACA         | AE  | AF | AG | AH | AI | AJ | AK | AL |
|----|-----------------|----------------|-------------|---|----|----|----|----|----|----|----|
| 1  | Post test score | Pre test score | Improvement | Remark: positive value in "Improvement" column indicates improvement in anti-drug attitude. |    |    |    |    |    |    |    |
| 2  | 42.000          | 43.000         | -1.000      |   |    |    |    |    |    |    |    |
| 3  | 41.000          | 30.000         | 11.000      |   |    |    |    |    |    |    |    |
| 4  | 45.000          | 40.000         | 5.000       |   |    |    |    |    |    |    |    |
| 5  | 43.000          | 40.200         | 2.800       |   |    |    |    |    |    |    |    |
| 6  | 41.000          | 37.000         | 4.000       |   |    |    |    |    |    |    |    |
| 7  | 37.000          | 41.000         | -4.000      |   |    |    |    |    |    |    |    |
| 8  | 45.000          | 44.000         | 1.000       |   |    |    |    |    |    |    |    |
| 9  | 45.000          | 41.000         | 4.000       |   |    |    |    |    |    |    |    |
| 10 | 45.000          | 40.000         | 5.000       |   |    |    |    |    |    |    |    |
| 11 | 45.000          | 42.000         | 3.000       |   |    |    |    |    |    |    |    |
| 12 | 45.000          | 41.000         | 4.000       |   |    |    |    |    |    |    |    |
| 13 | 45.000          | 41.000         | 4.000       |   |    |    |    |    |    |    |    |
| 14 | 34.000          | 36.000         | -2.000      |   |    |    |    |    |    |    |    |
| 15 | 36.000          | 31.000         | 5.000       |   |    |    |    |    |    |    |    |
| 16 | 43.000          | 39.000         | 4.000       |   |    |    |    |    |    |    |    |
| 17 | 39.000          | 31.000         | 8.000       |   |    |    |    |    |    |    |    |
| 18 | 37.000          | 25.000         | 12.000      |   |    |    |    |    |    |    |    |
| 19 | 42.000          | 39.200         | 2.800       |   |    |    |    |    |    |    |    |
| 20 | 45.000          |                |             |   |    |    |    |    |    |    |    |
| 21 | 45.000          |                |             |   |    |    |    |    |    |    |    |
| 22 | 45.000          |                |             |   |    |    |    |    |    |    |    |
| 23 | 43.000          |                |             |   |    |    |    |    |    |    |    |

75 cases improved  
29 cases showed no change  
35 cases deteriorated  
139 valid case evaluated

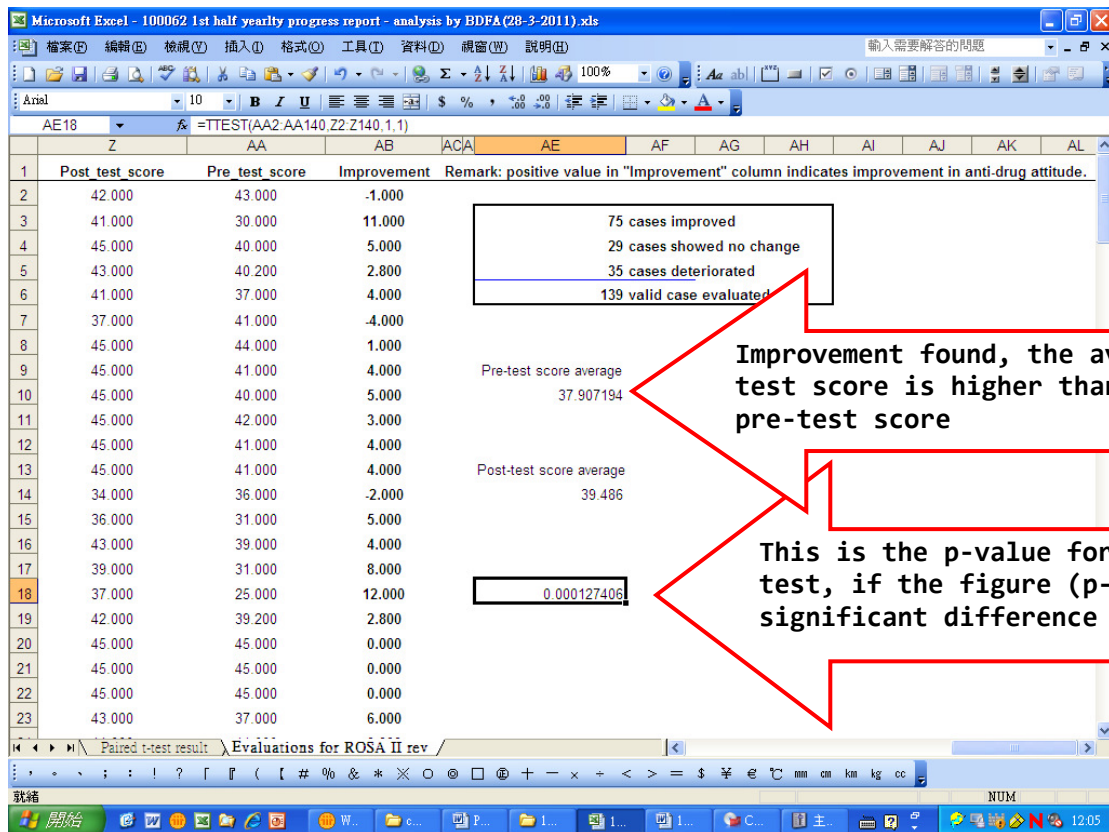
Pre-test score average  
37.907194

Post-test score

TTTEST dialog box: Array1 AA2:AA140, Array2 Z2:Z140, Tails 1, Type 1. Calculation result: = 0.000127406

Enter "1" in the Tails box (one tail t-test) and enter "1" in the Type box (paired t-test). Then click "確定"

若獲撥款人／機構在採用或修改問卷等問題上有疑問，歡迎聯絡禁毒基金秘書處。Should a Beat Drugs Fund grantee have questions regarding adoption or amendment of question sets, please contact the Secretariat of the Beat Drugs Fund.



若獲撥款人／機構在採用或修改問卷等問題上有疑問，歡迎聯絡禁毒基金秘書處。Should a Beat Drugs Fund grantee have questions regarding adoption or amendment of question sets, please contact the Secretariat of the Beat Drugs Fund.