

3 二零零八年被呈報吸毒者的特徵 Characteristics of Reported Drug Abusers in 2008

與去年情況的主要比較

(表 1a、1b、2a、2b 及 4a)

3.1 在二零零八年，被呈報吸毒者共有 14 175 人，較零七年增加 584 人，升幅為 4.3%。

3.2 被呈報吸食海洛英的人數持續下跌，在二零零八年為 7 243 人，較零七年減少 2.4%。而被呈報吸食海洛英者佔所有被呈報吸毒人數的比例由零七年的 54.9% 下降至零八年的 51.2%。

3.3 反之，在二零零八年，被呈報吸食危害精神毒品的人數持續上升，較零七年上升 398 人(或 5.0%)至 8 306 人，而他們的比例也繼續上升，由零七年的 58.6% 微升至零八年的 58.7%。

3.4 被呈報的二十一歲以下吸毒青少年的人數，由二零零七年的 2 999 人上升至零八年的 3 430 人，增幅為 14.4%。主要是由於 18-20 歲的年青吸毒者增加了 249 人(或 18.3%)。而被呈報吸毒青少年的比例由 22.1% 繼續上升至 24.2%。

3.5 二零零八年所有被呈報吸毒者平均年齡為 33 歲，較零七年的 34 歲為低。至於被呈報年青吸毒者的平均年齡，則維持在 17 歲。

Major Comparison with Previous Year

(Tables 1a, 1b, 2a, 2b and 4a)

3.1 In 2008, there were 14 175 reported drug abusers in total, representing an increase of 584 persons or 4.3% compared with that of 2007.

3.2 The number of reported heroin abusers continued to decline, to 7 243 in 2008, 2.4% lower than that of 2007. Its proportion in total number of reported drug abusers fell from 54.9% in 2007 to 51.2% in 2008.

3.3 On the contrary, the number of reported psychotropic substance abusers as a whole continued to rise, by 398 (or 5.0%), to 8 306 in 2008. Its proportion also continued to rise slightly from 58.6% in 2007 to 58.7% in 2008.

3.4 The number of reported young drug abusers aged under 21 rose by 14.4% from 2 999 in 2007 to 3 430 in 2008, which was mainly contributed by the increase of 249 (or 18.3%) of those aged 18-20. The proportion of reported young drug abusers rose continuously from 22.1% to 24.2%.

3.5 The mean age of all reported drug abusers was 33 in 2008, which was lower than that of 34 in 2007. For the young drug abusers, the mean age remained at 17.

3.6 被呈報女性吸毒人數在二零零八年為 2 900 人，較零七年上升 17.6%。

3.6 The number of reported female drug abusers was 2 900 in 2008, 17.6% higher than that of 2007.

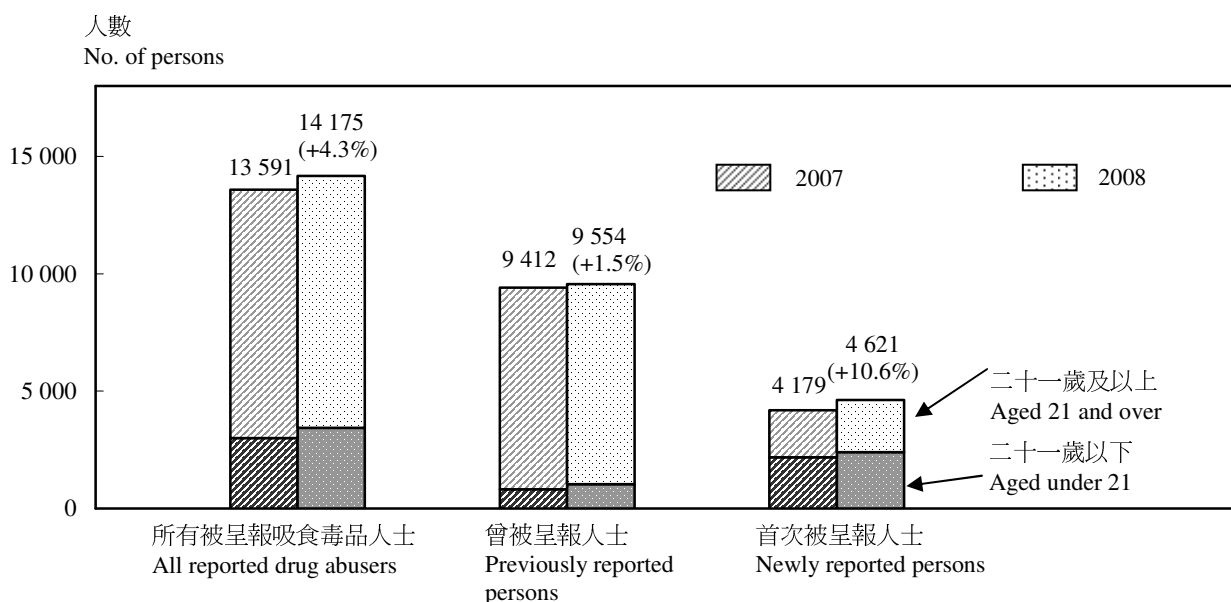
首次/曾被呈報吸毒者 (表 1b)

Newly / Previously Reported Drug Abusers (Table 1b)

3.7 首次被呈報吸毒者的人數由二零零七年的 4 179 人增加至零八年的 4 621 人，升幅為 10.6%；而曾被呈報的人數則為 9 554 人，上升了 1.5%。佔所有被呈報吸毒者的百分比計算，首次被呈報人士的比例在二零零八年進一步上升至 32.6%。

3.7 The number of newly reported persons increased by 10.6% from 4 179 in 2007 to 4 621 in 2008, while that of previously reported persons increased by 1.5% to stand at 9 554 in 2008. As a percentage of all reported drug abusers, the proportion of newly reported persons further rose to 32.6% in 2008.

圖 3.1 按年齡組別劃分的二零零七及零八年首次/曾被呈報吸食毒品者
Chart 3.1 Newly/previously reported drug abusers in 2007 and 2008 by age group



年齡和性別 (表 1a)

Age and Sex (Table 1a)

3.8 在二零零八年所有被呈報的 14 175 名吸毒者中，25.4% 的年齡介乎 21 至 30 歲，21.2% 介乎 31 至 40 歲，11.3% 介乎 18 至 20 歲，7.8% 介乎 16 至 17 歲，只有 5.1% 在 12-15

3.8 Of all 14 175 reported drug abusers reported in 2008, 25.4% were aged 21-30, 21.2% aged 31-40, 11.3% aged 18-20, 7.8% aged 16-17 and only 5.1% aged 12-15. Their mean age was 33. Comparing

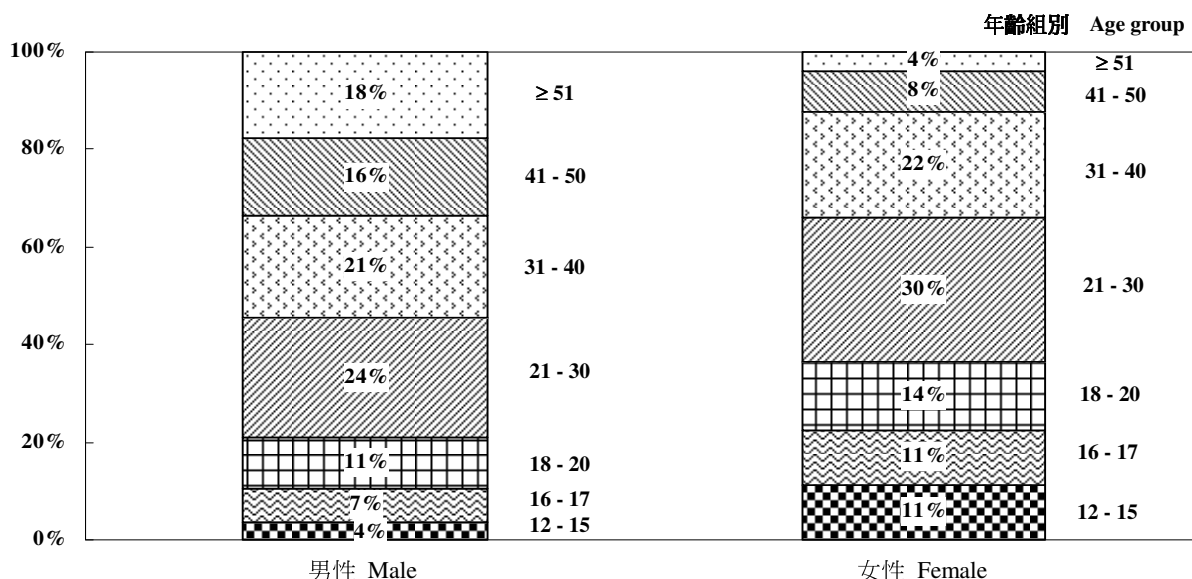
歲。他們整體平均年齡為 33 歲。於男性與女性的比較中，女性吸毒者年齡在 30 歲及以下的比例為 66.1%，而男性吸毒者的相關比例則只有 45.3%。

between the male and the female, the proportion of female abusers aged 30 or below was 66.1% while the corresponding proportion of male abusers was only 45.3%.

3.9 被呈報吸毒者大部分(80%)為男性，他們的平均年齡為 35 歲，一般較女性被呈報吸毒者(平均年齡為 27 歲)為年長。

3.9 The majority of reported drug abusers (80%) were males. Reported male drug abusers, with a mean age of 35, were in general elder than their female counterparts (with a mean age of 27).

圖 3.2 二零零八年男性和女性被呈報吸毒者的年齡分布
Chart 3.2 Age distribution of drug abusers of both sexes in 2008



首次吸食毒品年齡 (表 1i)

Age of First Abuse (Table 1i)

3.10 約 35.3% 的被呈報吸毒者報稱在 12 至 15 歲之間開始吸毒，20.4% 在 16 至 17 歲之間，21.8% 在 18 至 20 歲之間，11.3% 在 21 至 25 歲之間，其餘 8.4% 及 2.8% 分別在 25 歲之後及 12 歲之前。所有被呈報吸毒者及二十一歲以下的年青被呈報吸毒者首次吸毒的平均年齡分別是 18 歲及 15 歲。

3.10 About 35.3% of reported drug abusers claimed to have started drug abuse at the age between 12 and 15, 20.4% between 16 and 17, 21.8% between 18 and 20, 11.3% between 21 and 25, and the remaining 8.4% and 2.8% at the age over 25 and below 12 respectively. The mean age of first abuse of all reported abusers and youngsters under 21 was 18 and 15 respectively.

吸食毒品種類 (表 1d)

3.11 在二零零八年，有 51.2% 的吸毒者被呈報曾吸食海洛英。其他較常被吸食的毒品依次為“K 仔”(35.6%)、“冰”(9.6%)“白瓜子”/“藍精靈”(9.5%)、“搖頭丸”(5.6%)、大麻(5.4%)和可卡因(4.8%)。

3.12 在被呈報的二十一歲以下年青吸毒者中，“K 仔”是最常被吸食的毒品。在二零零八年，有 85.4% 的被呈報年青吸毒者吸食“K 仔”，其次是“搖頭丸”(15.6%)、“冰”(14.9%)、可卡因(9.3%)和大麻(9.0%)。男性和女性首三位最常吸食的毒品均相同。

3.13 在被呈報的二十一歲及以上成年吸毒者中，海洛英是最常被吸食的毒品種類(佔 66.9%)，其次是“K 仔”(19.8%)和“白瓜子”/“藍精靈”(12.2%)。

3.14 自二零零一年起，“K 仔”一直是最多人吸食的危險精神毒品，吸食人數近年持續上升。在零七和零八年，吸食搖頭丸和大麻的人數均見下降。反之，自零四年起，吸食“冰”和可卡因的人數則大幅上升。

Type of Drugs Abused (Table 1d)

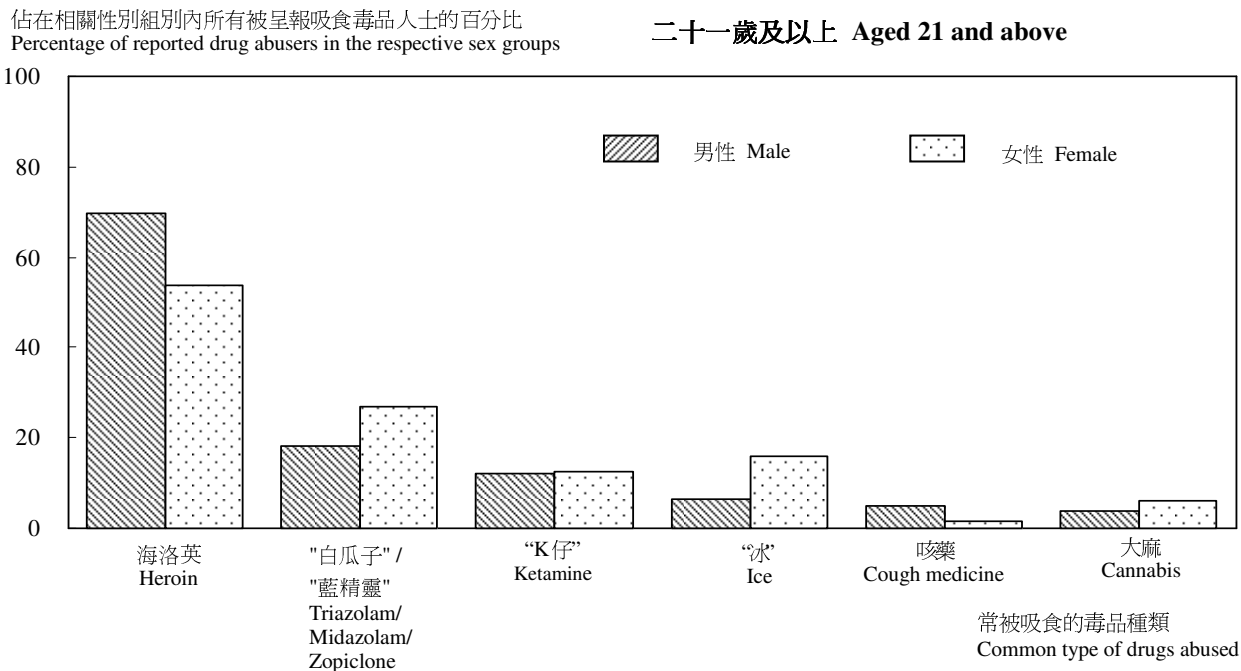
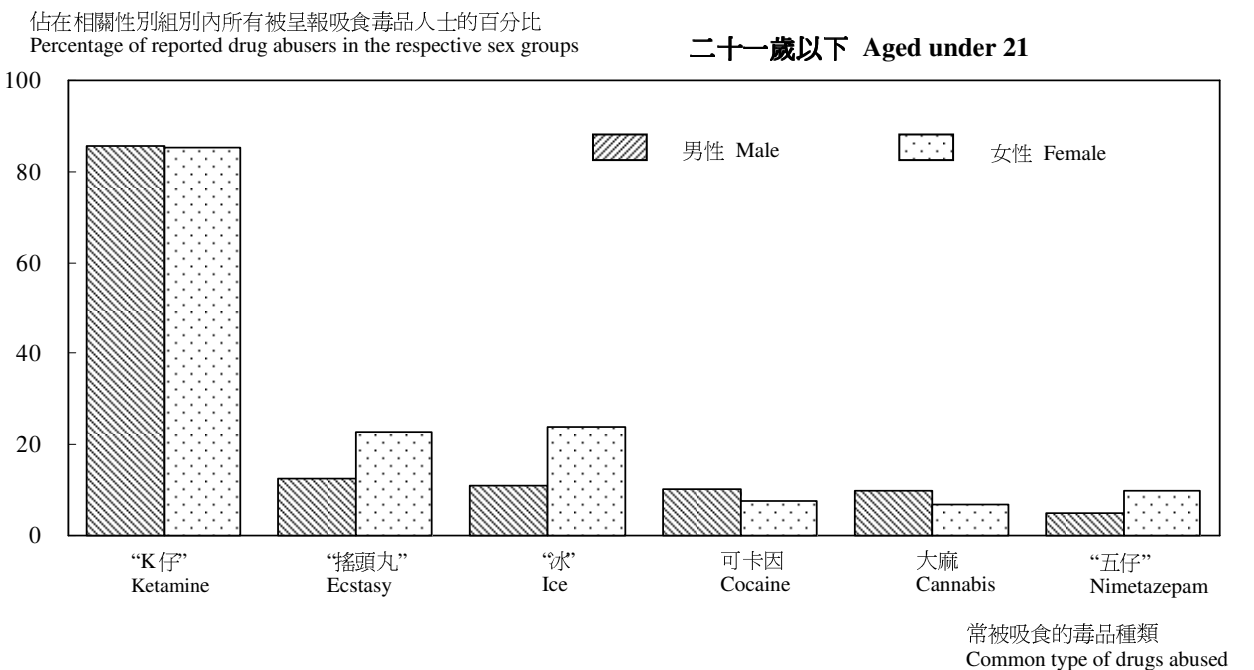
3.11 In 2008, 51.2% of drug abusers were reported to have abused heroin. Other commonly abused drugs were ketamine (35.6%), ice (9.6%), triazolam/midazolam/zopiclone (9.5%), ecstasy (5.6%), cannabis (5.4%) and cocaine (4.8%).

3.12 Among reported young drug abusers aged under 21, ketamine was the most popular drug of abuse and was taken by 85.4% of reported young drug abusers in 2008. This was followed by ecstasy (15.6%), ice (14.9%) cocaine (9.3%) and cannabis (9.0%). Males and females had the same top three popular drugs of abuse.

3.13 Among adult reported drug abusers aged 21 and over, heroin was the most common type of drugs abused (66.9%), followed by ketamine (19.8%) and triazolam/midazolam /zopiclone (12.2%).

3.14 Ketamine has remained the most common psychotropic substance of abuse since 2001 and has been on a rising trend in recent years. Declines in the number of abusers taking ecstasy and cannabis were observed in 2007 and 2008. On the contrary, there was significant increase in numbers taking ice and cocaine since 2004.

圖 3.3 按年齡組別及性別劃分的二零零八年被呈報吸毒者的常吸食毒品種類
 Chart 3.3 Common type of drugs abused by reported drug abusers in 2008 by age group by sex



註釋： 個別吸毒者在某年內可能同時吸食多過一種毒品。
 Note: An individual drug abuser may abuse more than one type of drugs concurrently in a given year.

吸食毒品方法 (表 3d)

3.15 吸食鴉片類和危害精神毒品者各有不同吸毒方法。被呈報吸食海洛英和“白瓜子”／“藍精靈”者最普遍是用注射方法吸毒(在二零零八年,他們當中逾半數採用這種方法吸毒),而鼻吸是吸食“K仔”最常用方法(佔吸食“K仔”者 91.4%),吸入煙霧是吸食“冰”最常用方法(佔吸食“冰”者 73.8%),口服幾乎是服食“搖頭丸”的唯一方法(佔服食“搖頭丸”者 98.2%),而以香煙或煙管吸食是服食大麻及可卡因較普遍方法(分別佔服大麻者 77.3%及服可卡因者 42.5%)。

吸食毒品地方 (表 1f)

3.16 絕大部分(97.4%)被呈報吸毒者均有在香港吸毒。在二零零八年,有 1 214 名吸毒者(或佔吸毒者 8.8%)曾在中國內地(主要在深圳)吸毒,較零七年下跌 17.3%。當中,431 人為二十一歲以下年青吸毒者(佔年青吸毒者 12.7%),較零七年減少 14.7%。

吸食毒品地點 (表 1g)

3.17 吸毒地點方面,以在家和在休憩地方／公園／公廁居多。二零零八年,79.5% 被呈報的二十一歲及以上成年吸毒者曾在家／朋友的家中吸毒,另 34.8%曾在休憩地方／公園／公廁吸毒。而 67.7%青少年吸毒者曾在家／朋友的家吸毒(二零零七年

Method of Taking Drugs (Table 3d)

3.15 Abusers of opiates and psychotropic substances have different habit with regard to the method of taking drugs. While injection was the more popular method of taking heroin and triazolam/midazolam/zopiclone (taken by over half of the concerned abusers in 2008), sniffing was the single most popular method of taking ketamine (91.4% of ketamine abusers), fume inhaling was the more common method of taking ice (73.8% of ice abusers), oral ingestion was almost the only method of taking ecstasy (98.2% of ecstasy abusers), and smoking was the more common method of taking cannabis and cocaine for both cannabis and cocaine abusers (77.3% of cannabis abusers and 42.5% of cocaine abusers).

Place of abusing drugs (Table 1f)

3.16 Great majority of reported drug abusers took drugs in Hong Kong. In 2008, 1 214 persons (or 8.8% of reported drug abusers) were reported to have taken drugs in the Mainland (mainly in Shenzhen), being 17.3% lower than that in 2007. Among them, 431 (12.7% of young drug abusers) were aged under 21, being 14.7% lower than that in 2007.

Locality of abusing drugs (Table 1g)

3.17 Regarding the locality of drug abuse, home and recreation area/public garden/public toilet topped the list. 79.5% of reported adult drug abusers aged 21 and over were reported to have taken drugs at home/friend's home in 2008 and 34.8% at recreation area/public garden/public toilet.

為 59.8%)*，41.1%曾在休憩地方／公園／公廁吸毒(零七年為 38.8%)，以及 33.5%曾在卡拉 OK／的士高吸毒(零七年為 40.8%)。

As for drug abusers aged under 21, 67.7% were reported to have taken drugs at home/friend's home (59.8% in 2007)*, 41.1% at recreation area/public garden/public toilet (38.8% in 2007) and 33.5% at karaoke/disco (40.8% in 2007).

* 在家或在朋友的家吸毒的青少年，大部分也在其他地點吸毒，例如娛樂場所。在二零零七和零八年，只在家或在朋友的家吸毒的青少年分別佔 21.2%和 25.6%。

* Most of those young drug abusers taking drugs at home or at friend's home also took drug elsewhere, such as entertainment venues. The proportion of those only taking drugs at home or at friend's home was 21.2% and 25.6% in 2007 and 2008 respectively.

圖 3.4 按年齡組別劃分的二零零七及二零零八年被呈報吸毒者吸食毒品地點分布
Chart 3.4 Locality of abusing drugs of reported drug abusers in 2007 and 2008 by age group

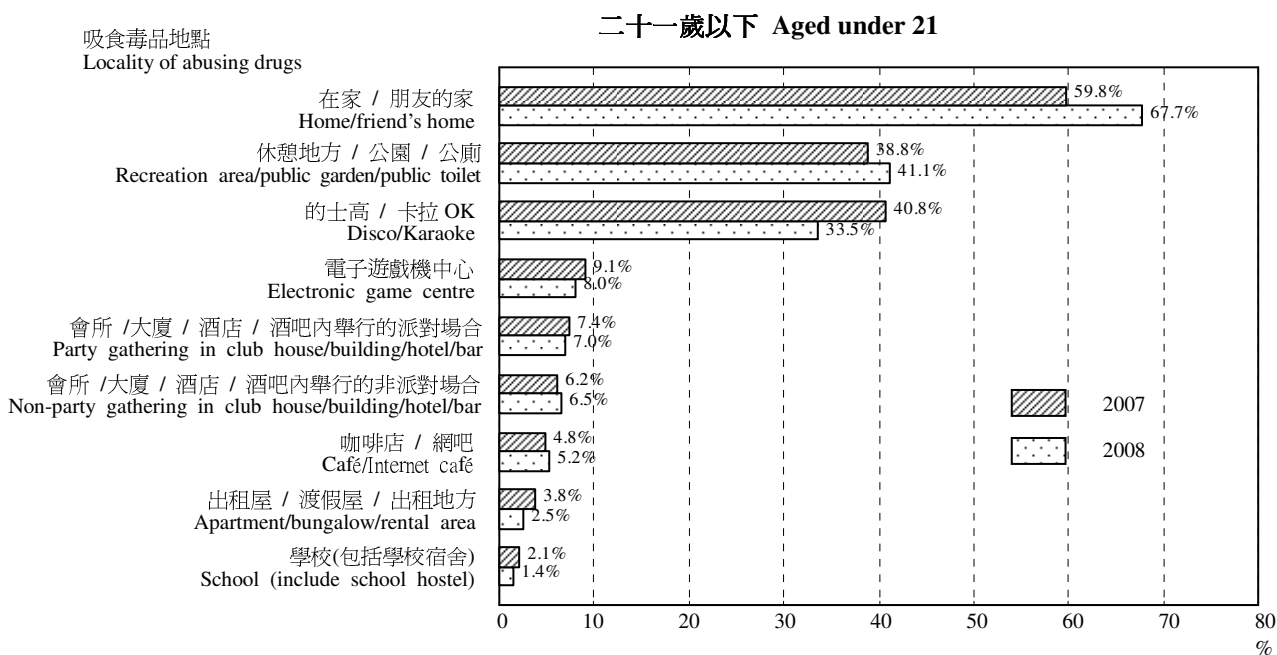
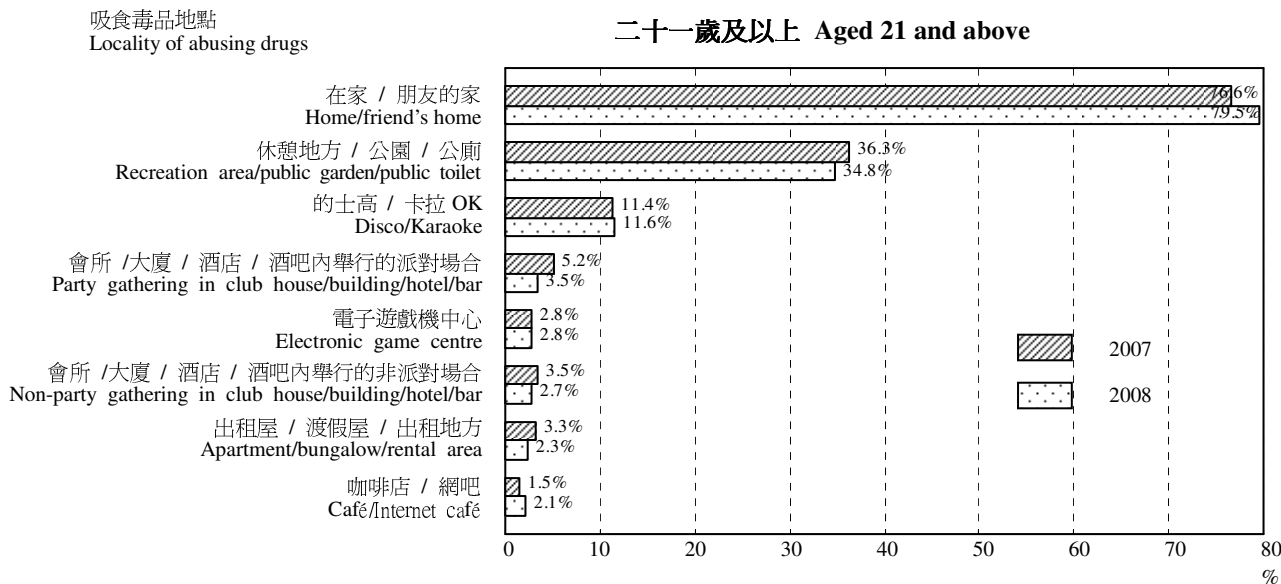


圖 3.4 (續) 按年齡組別劃分的二零零七及二零零八年被呈報吸毒者吸食毒品地點分布
 Chart 3.4 Locality of abusing drugs of reported drug abusers in 2007 and 2008 by age group
 (Cont'd) group



註釋： 個別吸毒者在某年內報稱的地點可超過一處。

Note: More than one locality may be reported for each individual drug abuser in a given year.

現時吸食毒品原因 (表 1h)

Reason for Current Drug Abuse (Table 1h)

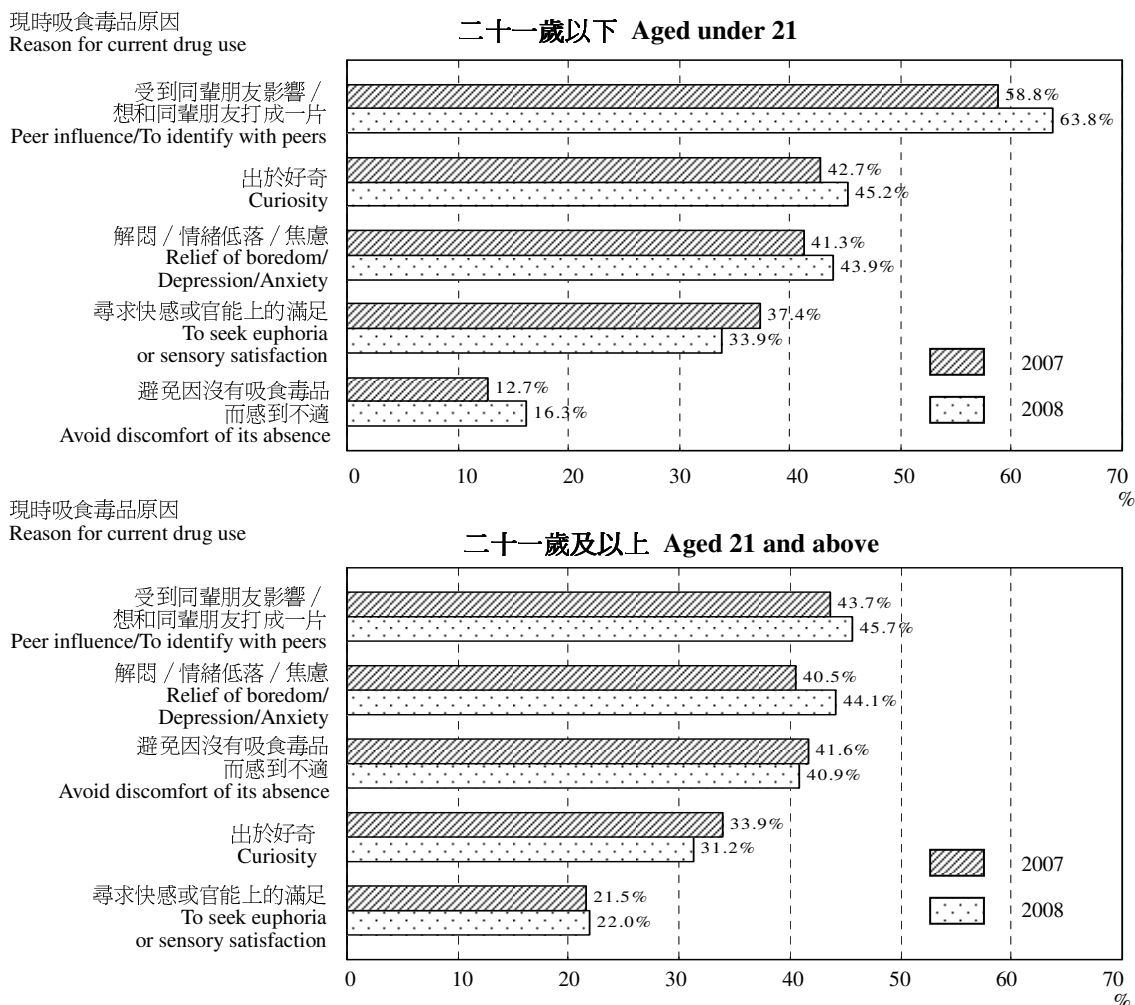
3.18 被呈報吸毒者表示他們現時吸毒的各種原因。四個較常見的原因按遞降次序是“受到同輩朋友影響”(佔被呈報吸毒者 50.1%)、“解悶”(44.1%)、“避免因沒有服食藥物而感到不適”(34.9%)和“出於好奇”(34.6%)。

3.18 The reported drug abusers gave various reasons for their current drug use. The four popular reasons cited in descending order, were “peer influence” (50.1% of reported drug abusers), “relief of boredom” (44.1%), “avoid discomfort of its absence” (34.9%) and “curiosity” (34.6%).

3.19 在被呈報的二十一歲以下年青吸毒者當中，“受到同輩朋友影響”(佔被呈報吸毒青少年 63.8%)是現時吸毒的最主要原因，其次是“出於好奇”(45.2%)和“解悶”(43.9%)。

3.19 Among those reported young abusers aged under 21, “peer influence” (63.8% of reported young drug abusers) topped the list, followed by “curiosity” (45.2%) and “relief of boredom” (43.9%).

圖 3.5 二零零八年被呈報吸毒者現時吸食毒品原因
Chart 3.5 Reason for current drug use of reported drug abusers in 2008



註釋： 個別吸毒者在某年內報稱的原因可超過一個。

Note: More than one reason may be reported for each individual drug abuser in a given year.

活動狀況 (表 1j)

3.20 約 45.9%的吸毒者在被呈報時為失業人士，另 32.1%是全職工人，9.8%是散工/兼職工人及 6.6%是學生。而學生佔被呈報年青吸毒者的比例則頗高，達 26.3%。

Activity Status (Table 1j)

3.20 About 45.9% of reported drug abusers were unemployed at the time of report. Another 32.1% were full-time workers, 9.8% being casual/part-time workers and 6.6% being students. Among reported young drug abusers, the proportion of students was quite high, at 26.3%.

教育水平 (表 1k)

3.21 在二零零八年的被呈報吸毒者中，逾半數(54.4%)曾接受初中教育，22.9%小學教育，20.0%高中教育及1.1%專上教育。

種族 (表 1l)

3.22 華人一向在被呈報吸毒者中為最主要的種裔，佔二零零八年吸毒人士94.6%。其他被呈報的少數族裔吸毒者依次為越南人(2.3%)、尼泊爾人(1.4%)和印度人/巴基斯坦人/孟加拉人/斯里蘭卡人(0.6%)。

婚姻狀況 (表 1m)

3.23 在被呈報吸毒者中，約有60.6%未婚，29.3%已婚或與人同居，9.4%已離婚或分居，餘下0.7%喪偶。男性和女性的婚姻狀況模式相若。

伴侶有否被呈報吸食毒品 (表 1n)

3.24 在已婚或與人同居的被呈報吸毒者中，15.8%報稱他們的伴侶也吸毒。女性被呈報吸毒者當中，其伴侶也吸毒的比例為44.6%，數字遠高於男性吸毒者的相應比例(8.5%)。

Educational Attainment (Table 1k)

3.21 More than half (54.4%) of reported drug abusers in 2008 had attained lower secondary education, another 22.9% primary education, 20.0% upper secondary and 1.1% tertiary education.

Ethnicity (Table 1l)

3.22 Chinese has always been the dominant ethnic group of reported drug abusers, at 94.6% of drug abusers in 2008. Other minority ethnic groups drug abusers reported included Vietnamese (2.3%), Nepalese (1.4%) and Indian/Pakistani/ Bangladeshi/Sri Lankan (0.6%) in descending order.

Marital Status (Table 1m)

3.23 About 60.6% of reported drug abusers were single, 29.3% married or cohabiting, 9.4% divorced or separated and the remaining 0.7% widowed. Males and females had similar patterns of marital status.

Whether Partner Took Drugs (Table 1n)

3.24 Of those married or cohabiting, 15.8% reported that their partners also abused drugs. The proportion of reported female abusers with partners also abusing drugs was 44.6%, much higher than that of male abusers (at 8.5%).

居住地區 (表 1n)

3.25 深水埗 (11.0%)、觀塘 (9.3%)、油尖旺 (9.2%) 和元朗 (9.1%) 為四個最多被呈報吸毒者居住的地區。至於二十一歲以下的被呈報年青吸毒者，元朗 (11.8%)、北區 (11.4%) 和葵青 (8.5%) 為三個主要地區。

屋宇單位類型 (表 1o)

3.26 逾半數 (57.6%) 被呈報吸毒者居住在受資助的公屋租住單位，38.2% 居住在私人樓宇，2.9% 居住在居屋屋苑。

曾否有犯罪記錄 (表 1p)

3.27 在二零零八年，約四分之三被呈報吸毒者 (73.3%) 被呈報曾有犯罪記錄，其中包括只與毒品有關的罪行 (17.6%)、只有其他罪行 (14.6%)，以及兩種罪行兼有 (40.2%)。在被呈報的二十一歲及以上成年吸毒者中，曾有犯罪記錄者佔 83.6%，高於在二十一歲以下青年吸毒者的相應百分比 (39.9%)。

District of Residence (Table 1n)

3.25 Sham Shui Po (11.0%), Kwun Tong (9.3%), Yau Tsim Mong (9.2%) and Yuen Long (9.1%) were the top four districts with reported drug abusers residing there. For young drug abusers aged under 21, Yuen Long (11.8%), the North (11.4%) and Kwai Tsing (8.5%) were the three major districts.

Type of Quarters (Table 1o)

3.26 More than half (57.6%) of reported drug abusers resided in public and aided rental blocks, 38.2% in private housing and 2.9% in home ownership estates.

Whether Previously Convicted (Table 1p)

3.27 About three quarters (73.3%) of reported drug abusers in 2008 were reported to be previously convicted, comprising only drug-related offences (17.6%), only other offences (14.6%) and both drug-related and other offences (40.2%). The proportion of previously convicted abusers among reported adult abusers aged 21 and over was 83.6%, higher than that among their younger counterparts aged under 21 (39.9%).