

3 二零一零年被呈報吸毒者的特徵 Characteristics of Reported Drug Abusers in 2010

與去年情況的主要比較

(表 1a、1b、2a、2b 及 4a)

3.1 在二零一零年，被呈報吸毒者共有 12 420 人，較零九年減少 1 568 人，跌幅為 11.2%。

3.2 被呈報吸食海洛英的人數持續下跌，在二零一零年為 6 191 人，較零九年減少 10.3%。而被呈報吸食海洛英者佔所有被呈報吸毒人數的比例則由零九年的 49.6% 輕微回升至一零年的 50.0%。

3.3 在二零一零年，被呈報吸食危害精神毒品的人數開始回落，較零九年減少 942 人(或 11.1%)至 7 561 人，但他們的比例也繼續上升，由零九年的 61.0% 微升至一零年的 61.1%。

3.4 被呈報的二十一歲以下吸毒青少年的人數，由二零零九年的 3 387 人下降至一零年的 2 753 人，減幅為 18.7%。主要是由於 12-15 歲的年青吸毒者減少了 282 人(或 36.9%)。而被呈報吸毒青少年的比例由 24.2% 下降至 22.2%。

3.5 二零一零年所有被呈報吸毒者平均年齡為 34 歲，較零九年的 33 歲為高。至於被呈報年青吸毒者的平均年齡，則維持在 17 歲。

Major Comparison with Previous Year

(Tables 1a, 1b, 2a, 2b and 4a)

3.1 In 2010, there were 12 420 reported drug abusers in total, representing a decrease of 1 568 persons or 11.2% compared with that of 2009.

3.2 The number of reported heroin abusers continued to decline, to 6 191 in 2010, 10.3% lower than that of 2009. Its proportion in total number of reported drug abusers rebound slightly from 49.6% in 2009 to 50.0% in 2010.

3.3 The number of reported psychotropic substance abusers as a whole started to retreat, by 942 (or 11.1%), to 7 561 in 2010. However, its proportion continued to increase slightly from 61.0% in 2009 to 61.1% in 2010.

3.4 The number of reported young drug abusers aged under 21 decreased by 18.7% from 3 387 in 2009 to 2 753 in 2010, which was mainly attributed to the decrease of 282 (or 36.9%) of those aged 12-15. The proportion of reported young drug abusers decreased from 24.2% to 22.2%.

3.5 The mean age of all reported drug abusers was 34 in 2010, which was higher than that of 33 in 2009. For the young drug abusers, the mean age remained at 17.

3.6 被呈報女性吸毒人數在二零一零年為 2 493 人，較零九年減少 9.9%。

3.6 The number of reported female drug abusers was 2 493 in 2010, 9.9% lower than that of 2009.

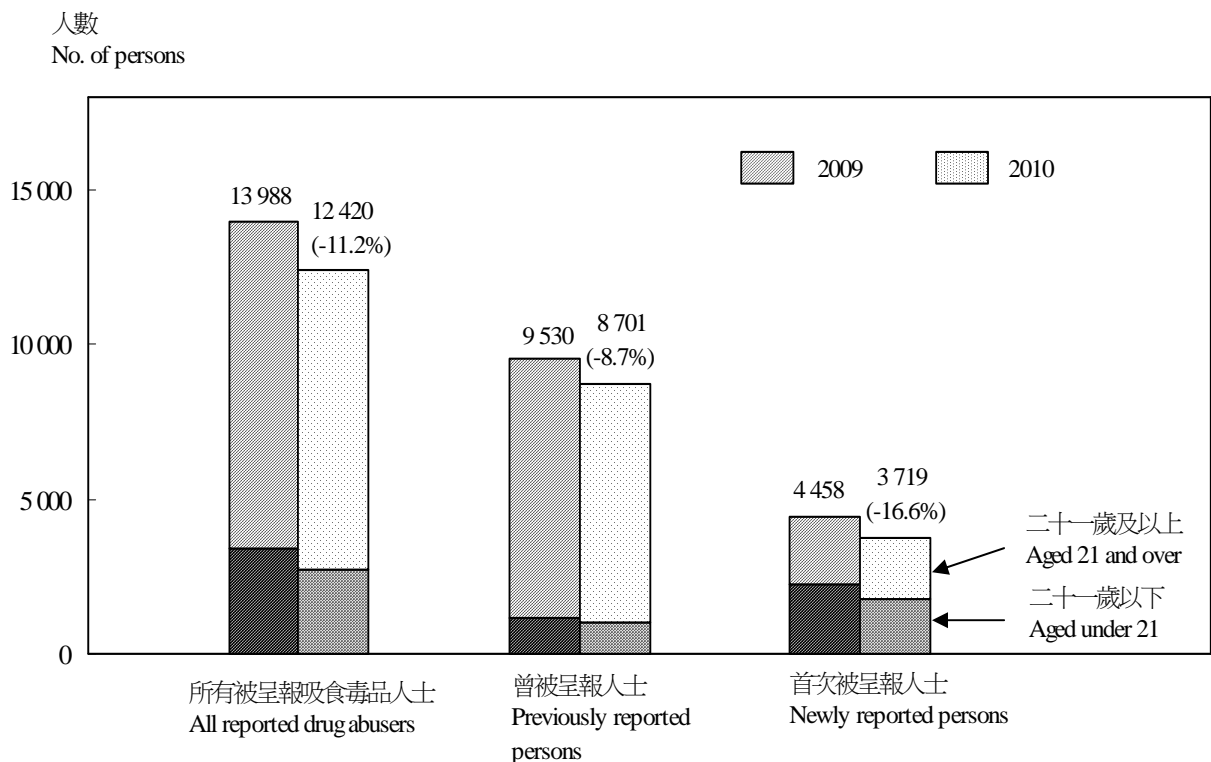
首次／曾被呈報吸毒者 (表 1b)

Newly / Previously Reported Drug Abusers (Table 1b)

3.7 首次被呈報吸毒者的人數由二零零九年的 4 458 人下跌至二零一零年的 3 719 人，降幅為 16.6%；而曾被呈報的人數則為 8 701 人，下跌了 8.7%。佔所有被呈報吸毒者的百分比計算，首次被呈報人士的比例在二零一零年下跌至 29.9%。

3.7 The number of newly reported drug abusers decreased by 16.6% from 4 458 in 2009 to 3 719 in 2010, while that of previously reported persons decreased by 8.7% to stand at 8 701 in 2010. As a percentage of all reported drug abusers, the proportion of newly reported persons decreased to 29.9% in 2010.

圖 3.1 按年齡組別劃分的二零零九及二零一零年首次／曾被呈報吸食毒品者
Chart 3.1 Newly/previously reported drug abusers in 2009 and 2010 by age group



年齡和性別 (表 1a)

Age and Sex (Table 1a)

3.8 在二零一零年所有被呈報的 12 420 名吸毒者中，24.6% 的年齡介乎 21 至 30 歲，23.1% 介乎 31 至 40 歲，11.6% 介乎 18 至 20 歲，6.7% 介乎 16 至 17 歲，只有 3.9% 在 12-15 歲。他們整體平均年齡為 34 歲。

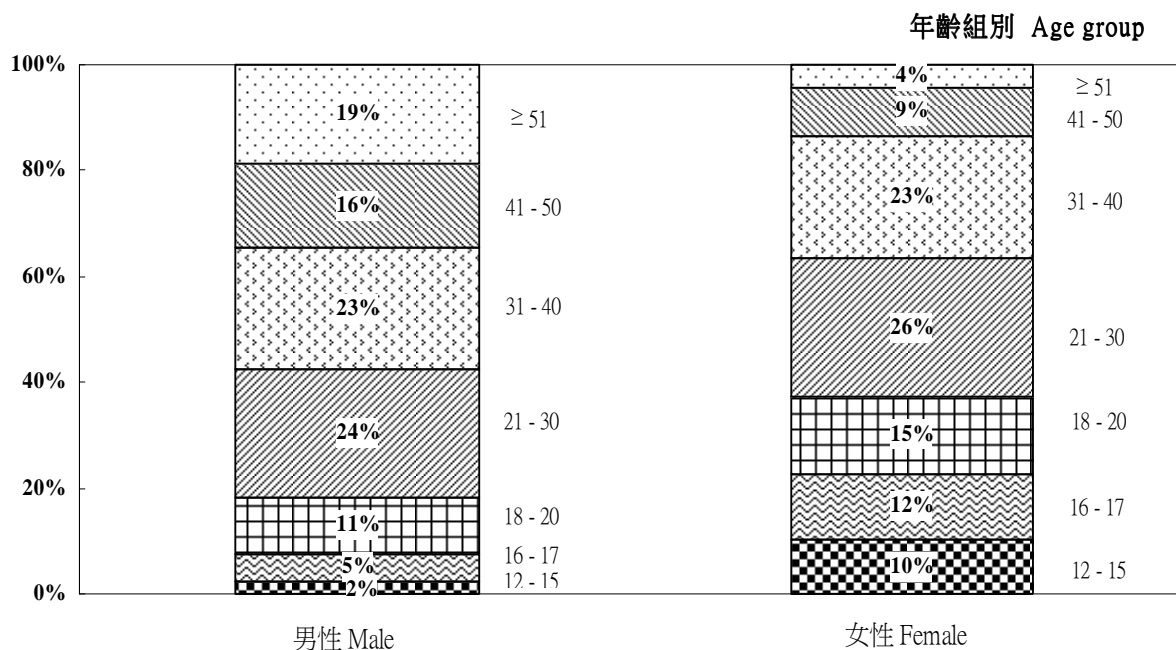
3.8 Of all 12 420 reported drug abusers reported in 2010, 24.6% were aged 21-30, 23.1% aged 31-40, 11.6% aged 18-20, 6.7% aged 16-17 and only 3.9% aged 12-15. Their mean age was 34.

3.9 被呈報吸毒者大部分(79.9%) 為男性，他們的平均年齡為 35 歲，一般較女性被呈報吸毒者(平均年齡為 27 歲)為年長。於男性與女性的比較中，女性吸毒者年齡在 31 歲以下的比例為 63.3%，而男性吸毒者的相關比例則只有 42.7%。

3.9 The majority of reported drug abusers (79.9%) were males. Reported male drug abusers, with a mean age of 35, were in general older than their female counterparts (with a mean age of 27). Comparing male with female, the proportion of female abusers aged under 31 was 63.3% while the corresponding proportion of male abusers was only 42.7%.

圖 3.2 按性別劃分的二零一零年被呈報吸毒者的年齡分布

Chart 3.2 Age distribution of reported drug abusers in 2010 by sex



3.10 在二零一零年，被呈報吸毒人數佔每一百名人口少於 0.2 人，而男性所佔的比例一般較女性為高 (12-15 歲除外)。

3.10 In 2010, the number of reported drug abusers per 100 population was less than 0.2 person. In general, the proportion was higher in male drug abusers than the female counterparts (except for those aged 12-15).

圖 3.3 二零一零年被呈報吸毒者佔人口比例
Chart 3.3 Ratio of reported drug abusers to population in 2010

年齡 Age	男 Male		女 Female		男女合計 Both sexes	
	人數 No.	%	人數 No.	%	人數 No.	%
12 - 15	222	0.14	260	0.17	482	0.16
16 - 17	529	0.61	307	0.37	836	0.49
18 - 20	1 072	0.77	363	0.28	1 435	0.53
< 21 小計 sub-total	1 823	0.26	930	0.14	2 753	0.20
21 - 30	2 411	0.53	648	0.11	3 059	0.30
31 - 40	2 280	0.49	583	0.09	2 863	0.25
41 - 50	1 555	0.27	220	0.03	1 775	0.14
≥ 51	1 858	0.17	112	0.01	1 970	0.08
≥ 21 小計 sub-total	8 104	0.31	1 563	0.05	9 667	0.17
總計 Total	9 927	0.30	2 493	0.07	12 420	0.17

註釋： % 指被呈報吸毒者佔各相關年齡／性別組別內的年終人口百分比。

Notes: Refer to the proportions of reported drug abusers in the respective age/sex groups of year-end population.

首次吸食毒品年齡 (表 1i)

Age of First Abuse (Table 1i)

3.11 約 38.0% 的被呈報吸毒者報稱在 12 至 15 歲之間開始吸毒，19.9% 在 16 至 17 歲之間，21.2% 在 18 至 20 歲之間，10.1% 在 21 至 25 歲之間，其餘 7.9% 及 3.0% 分別在 25 歲之後及 12 歲之前。所有被呈報吸毒者及二十一歲以下的年青被呈報吸毒者首次吸毒的平均年齡分別是 18 歲及 15 歲。

3.11 About 38.0% of reported drug abusers claimed to have started drug abuse at the age between 12 and 15, 19.9% between 16 and 17, 21.2% between 18 and 20, 10.1% between 21 and 25, and the remaining 7.9% and 3.0% at the age over 25 and below 12 respectively. The mean age of first abuse of all reported abusers and youngsters under 21 was 18 and 15 respectively.

吸食毒品種類 (表 1d)

3.12 在二零一零年，半數的吸毒者被呈報曾吸食海洛英。其他較常被吸食的毒品依次為氯胺酮(36.2%)、甲基安非他明(12.8%)、三唑倫／咪達唑倫／佐匹克隆(10.1%)、可卡因(6.2%)、咳藥及大麻(各佔 4.2%)和亞甲二氧基甲基安非他明及硝甲西洋(各佔 2.0%)。

3.13 在被呈報的二十一歲以下年青吸毒者中，氯胺酮是最常被吸食的毒品。在二零一零年，有 79.9% 的被呈報年青吸毒者吸食氯胺酮，其次是甲基安非他明(22.0%)、可卡因(15.5%)、大麻(8.1%)和亞甲二氧基甲基安非他明(5.8%)。男性和女性首三位最常吸食的毒品均相同。

3.14 在被呈報的二十一歲及以上成年吸毒者中，海洛英是最常被吸食的毒品種類(佔 63.5%)，其次是氯胺酮(23.7%)和三唑倫／咪達唑倫／佐匹克隆(12.7%)。

3.15 氯胺酮仍然是最多人吸食的危險精神毒品，吸食人數在一零年有所減少，吸食亞甲二氧基甲基安非他明、咳藥和大麻的人數亦見下降。反之，吸食可卡因和甲基安非他明的人數則有增加。

Type of Drugs Abused (Table 1d)

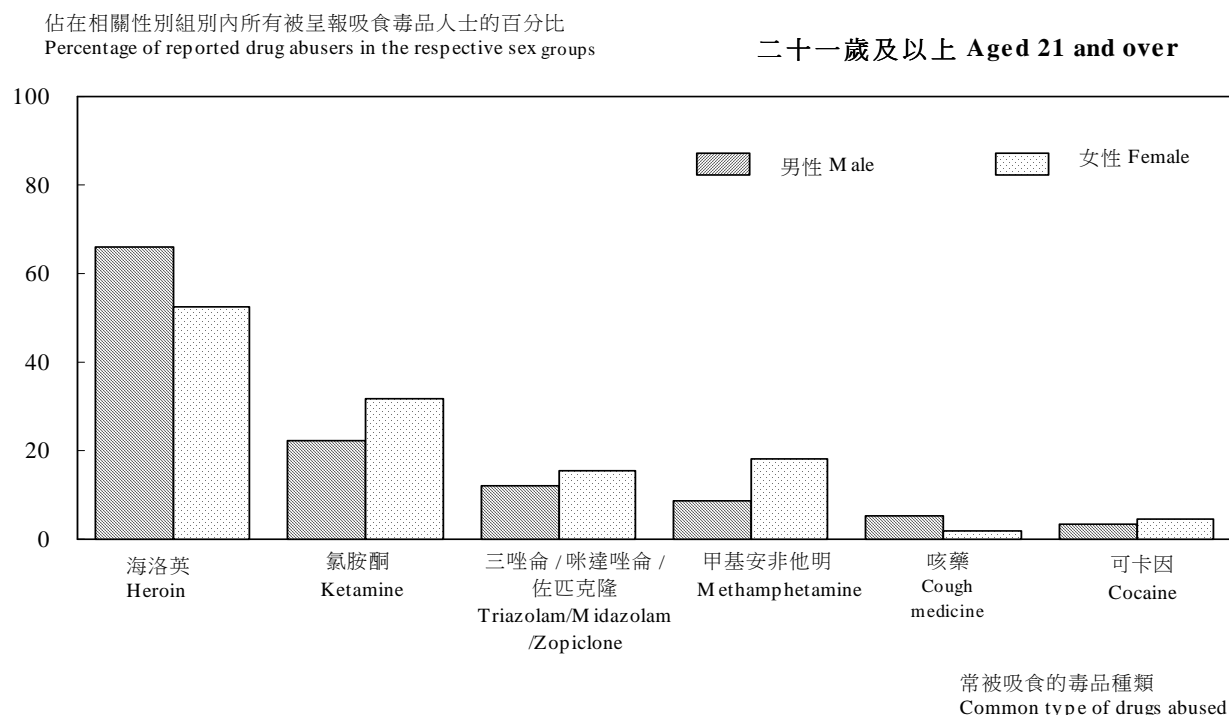
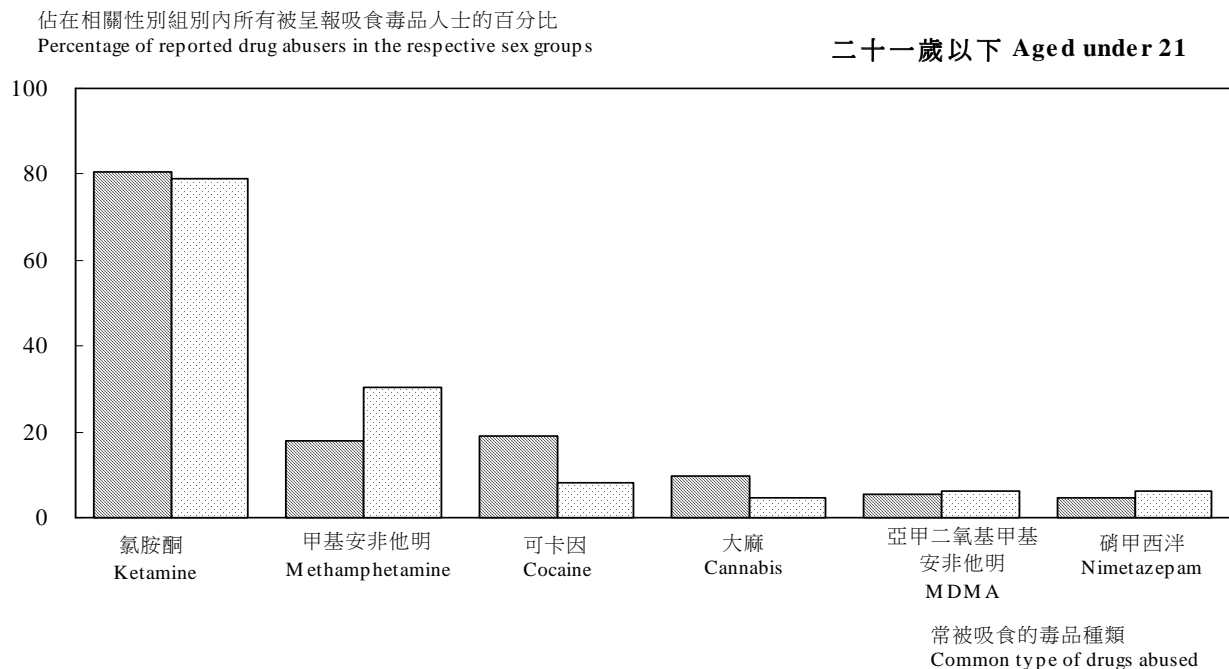
3.12 In 2010, half of drug abusers were reported to have abused heroin. Other commonly abused drugs were ketamine (36.2%), methamphetamine (12.8%), triazolam/midazolam/zopiclone (10.1%), cocaine (6.2%), cough medicine and cannabis (4.2% each), and MDMA and nimetazepam (2.0% each).

3.13 Among reported young drug abusers aged under 21, ketamine was the most popular drug of abuse and was taken by 79.9% of reported young drug abusers in 2010. This was followed by methamphetamine (22.0%), cocaine (15.5%), cannabis (8.1%) and MDMA (5.8%). Males and females had the same top three popular drugs of abuse.

3.14 Among reported adult drug abusers aged 21 and over, heroin was the most common type of drugs abused (63.5%), followed by ketamine (23.7%) and triazolam/midazolam/zopiclone (12.7%).

3.15 Ketamine has remained the most common psychotropic substance of abuse and the number of corresponding abusers decreased in 2010. There were also decrease in the number taking MDMA, cough medicine and cannabis. On the contrary, increase in the number of abusers taking cocaine and methamphetamine were observed.

圖 3.4 按年齡組別及性別劃分的二零一零年被呈報吸毒者的常吸食毒品種類
 Chart 3.4 Common type of drugs abused by reported drug abusers in 2010 by age group by sex



註釋： 個別吸毒者在某年內報稱的地點可超過一種毒品。
 Note: An individual drug abuser may abuse more than one type of drugs concurrently in a given year.

吸食毒品方法 (表 3d)

3.16 吸毒者各有不同的吸毒方法。被呈報吸食海洛英和甲基安非他明者最普遍是用吸入煙霧方法吸毒(在二零一零年,他們當中逾半數採用這種方法吸毒,而吸食甲基安非他明者更逾七成),而鼻吸是吸食氯胺酮最常用方法(佔吸食氯胺酮者 95.1%),注射是吸食三唑侖/咪達唑侖/佐匹克隆最常用方法(佔吸食三唑侖/咪達唑侖/佐匹克隆者 55.1%),口服幾乎是服食咳藥的唯一方法(佔服食咳藥者 99.4%),而以香煙或煙管吸食是服食大麻及可卡因較普遍方法(分別佔服大麻者 80.2%及服可卡因者 53.9%)。

吸食毒品地方 (表 1f)

3.17 在二零一零年,絕大部分(96.7%)被呈報吸毒者均有在香港吸毒。而有 1 052 名吸毒者(或佔吸毒者 8.6%)曾在中國內地(主要在深圳)吸毒,較零九年減少 29.8%。當中,220 人為二十一歲以下年青吸毒者(佔年青吸毒者 8.2%),較零九年減少 48.4%。

吸食毒品地點 (表 1g)

3.18 吸毒地點方面,以在家和在公眾地方如休憩地方/公園/公廁居多。二零一零年,80.9%被呈報的二十一歲及以上成年吸毒者曾在家/朋友的家中吸毒,另 38.5%曾在公眾地方如休憩地方/公園/公廁吸毒。而 75.1%青少年吸毒者曾在家/

Method of Taking Drugs (Table 3d)

3.16 Abusers have different habit with regard to the method of taking drugs. While fume inhaling was the more popular method of taking heroin and methamphetamine (taken by over half of the concerned abusers in 2010 and over 70% for methamphetamine abusers), sniffing was the single most popular method of taking ketamine (95.1% of ketamine abusers), injection was the more common method of taking triazolam/midazolam/zopiclone (55.1% of triazolam/midazolam/zopiclone abusers), oral ingestion was almost the only method of taking cough medicine (99.4% of cough medicine abusers), and smoking was the more common method of taking cannabis and cocaine for both cannabis and cocaine abusers (80.2% of cannabis abusers and 53.9% of cocaine abusers).

Place of Abusing Drugs (Table 1f)

3.17 Great majority (96.7%) of reported drug abusers took drugs in Hong Kong in 2010. 1 052 persons (or 8.6% of reported drug abusers) were reported to have taken drugs in the Mainland (mainly in Shenzhen), being 29.8% lower than that in 2009. Among them, 220 (8.2% of young drug abusers) were aged under 21, being 48.4% lower than that in 2009.

Locality of Abusing Drugs (Table 1g)

3.18 Regarding the locality of drug abuse, home and public area like recreation area/public garden/public toilet topped the list. 80.9% of reported adult drug abusers aged 21 and over were reported to have taken drugs at home/friend's home in 2010 and 38.5% at public area like recreation

朋友的家吸毒(二零零九年為71.0%)*, 36.0%曾在公眾地方如休憩地方/公園/公廁吸毒(零九年為43.3%), 以及23.2%曾在卡拉OK/的士高吸毒(零九年為29.2%)。

area/public garden/public toilet. As for drug abusers aged under 21, 75.1% were reported to have taken drugs at home/friend's home (71.0% in 2009)*, 36.0% at public area like recreation area/public garden/public toilet (43.3% in 2009) and 23.2% at karaoke/disco (29.2% in 2009).

* 在家或在朋友的家吸毒的青少年, 大部分也在其他地點吸毒, 例如娛樂場所。在二零零九和一零年, 只在家或在朋友的家吸毒的青少年分別佔27.0%和36.1%。

* Most of those young drug abusers taking drugs at home or at friend's home also took drug elsewhere, such as entertainment venues. The proportion of those only taking drugs at home or at friend's home was 27.0% and 36.1% in 2009 and 2010 respectively.

圖 3.5 按年齡組別劃分的二零零九及二零一零年被呈報吸毒者吸食毒品地點分布
Chart 3.5 Locality of abusing drugs of reported drug abusers in 2009 and 2010 by age group

吸食毒品地點
Locality of abusing drugs

二十一歲及以下 Aged under 21

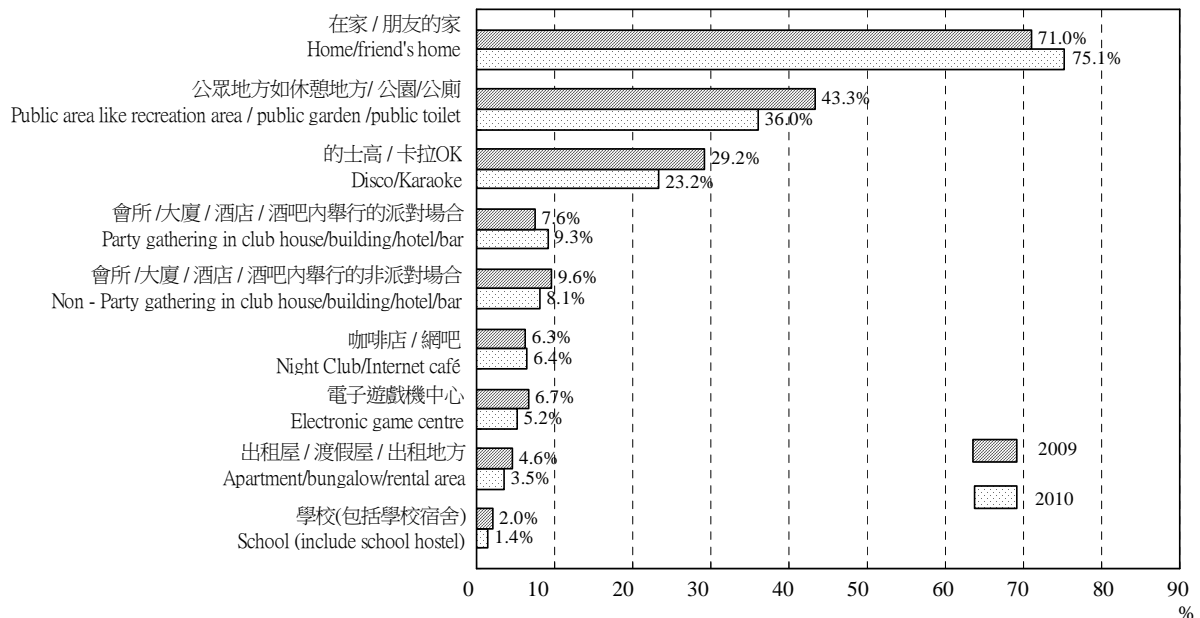
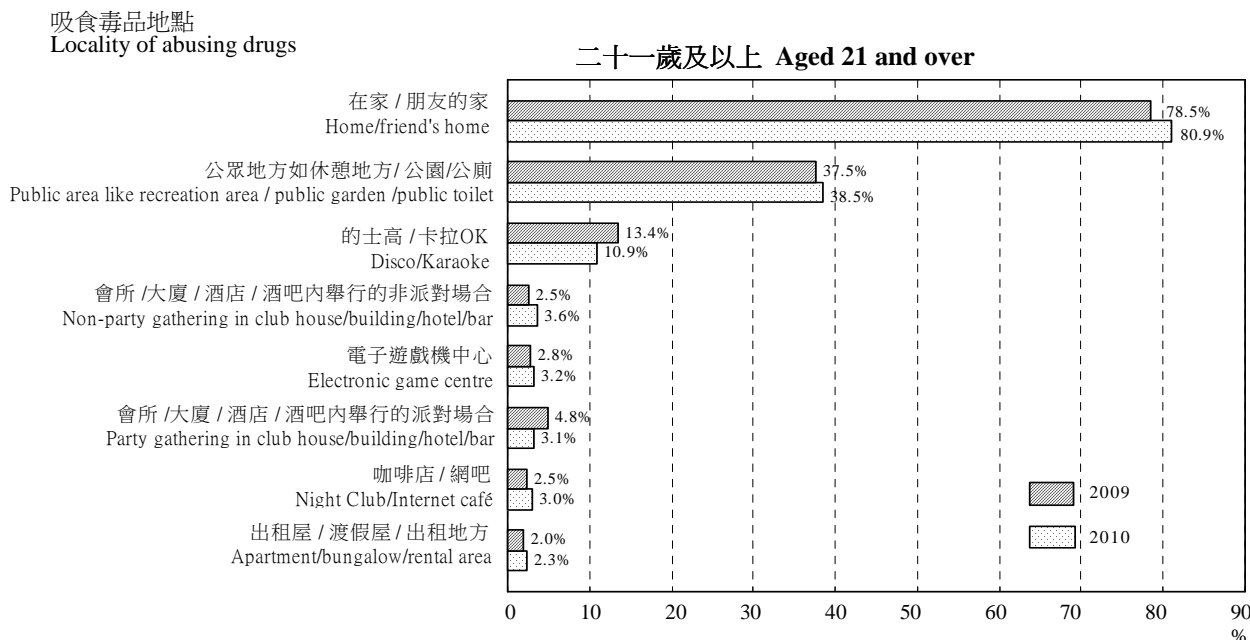


圖 3.5 (續) 按年齡組別劃分的二零零九及二零一零年被呈報吸毒者吸食毒品地點分布
 Chart 3.5 Locality of abusing drugs of reported drug abusers in 2009 and 2010 by age group
 (Cont'd)



註釋： 個別吸毒者在某年內報稱的地點可超過一處。

Note: More than one locality may be reported for each individual drug abuser in a given year.

現時吸食毒品原因 (表 1h)

Reason for Current Drug Abuse (Table 1h)

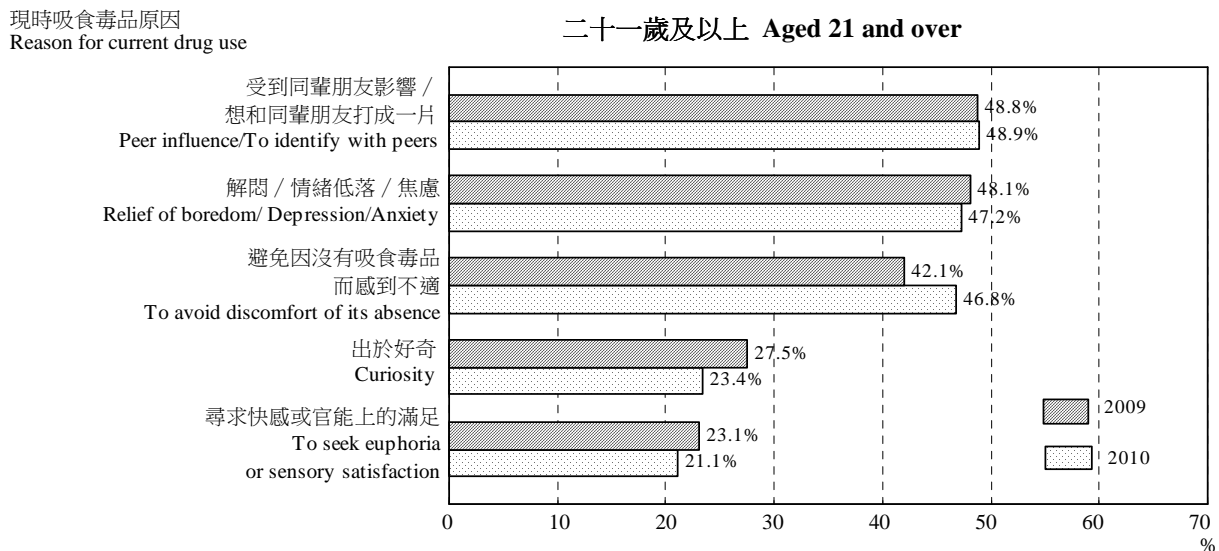
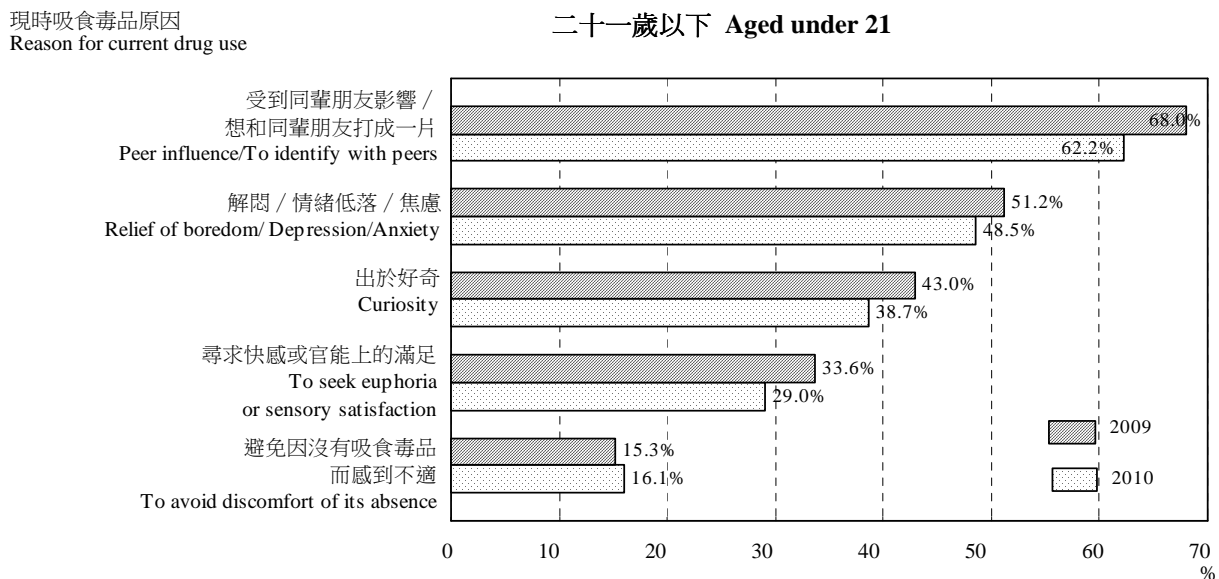
3.19 被呈報吸毒者表示他們現時吸毒的各種原因。四個較常見的原因按遞降次序是“受到同輩朋友影響”(佔被呈報吸毒者 51.9%)、“解悶”(47.5%)、“避免因沒有吸食毒品而感到不適”(40.0%)和“出於好奇”(26.8%)。

3.19 The reported drug abusers gave various reasons for their current drug use. The four popular reasons cited in descending order, were “peer influence” (51.9% of reported drug abusers), “relief of boredom” (47.5%), “to avoid discomfort of its absence” (40.0%) and “curiosity” (26.8%).

3.20 在被呈報的二十一歲以下年青吸毒者當中，“受到同輩朋友影響”(佔被呈報吸毒青少年 62.2%)是現時吸毒的最主要原因，其次是“解悶”(48.5%)和“出於好奇”(38.7%)。

3.20 Among those reported young abusers aged under 21, “peer influence” (62.2% of reported young drug abusers) topped the list, followed by “relief of boredom” (48.5%) and “curiosity” (38.7%).

圖 3.6 二零零九及二零一零年被呈報吸毒者現時吸食毒品原因
 Chart 3.6 Reason for current drug use of reported drug abusers in 2009 and 2010



註釋： 個別吸毒者在某年內報稱的原因可超過一個。

Note: More than one reason may be reported for each individual drug abuser in a given year.

活動狀況 (表 1j)

Activity Status (Table 1j)

3.21 約 44.3% 的吸毒者在被呈報時為失業人士，另 32.6% 是全職工人，12.0% 是散工 / 兼職工人及 5.6% 是學生。而學生佔被呈報年青吸毒者的比例則較高，達 24.4%。

3.21 About 44.3% of reported drug abusers were unemployed at the time of report. Another 32.6% were full-time workers, 12.0% being casual/part-time workers and 5.6% being students. Among reported young drug abusers, the proportion of students was higher, at 24.4%.

教育水平 (表 1k)

3.22 在二零一零年的被呈報吸毒者中，逾半數(54.6%)曾接受初中教育，21.7%高中教育，21.1%小學教育及1.4%專上教育。

種族 (表 1l)

3.23 華人一向在被呈報吸毒者中為最主要的族裔，佔二零一零年吸毒人士94.6%。其他被呈報的少數族裔吸毒者依次為尼泊爾人(2.1%)、越南人(1.7%)和印度人／巴基斯坦人／孟加拉人／斯里蘭卡人(0.7%)。

婚姻狀況 (表 1m)

3.24 在被呈報吸毒者中，約有58.2%未婚，31.0%已婚或與人同居，10.1%已離婚或分居，餘下0.7%喪偶。男性和女性的婚姻狀況分布相若。

伴侶有否被呈報吸食毒品 (表 1n)

3.25 在已婚或與人同居的被呈報吸毒者中，21.1%報稱他們的伴侶也吸毒。女性被呈報吸毒者當中，其伴侶也吸毒的比例為53.4%，數字遠高於男性吸毒者的相應比例(11.1%)。

Educational Attainment (Table 1k)

3.22 More than half (54.6%) of reported drug abusers in 2010 had attained lower secondary education, another 21.7% upper secondary, 21.1% primary education and 1.4% tertiary education.

Ethnicity (Table 1l)

3.23 Chinese was always the dominant ethnic group of reported drug abusers, at 94.6% of drug abusers in 2010. Other minority ethnic groups' drug abusers reported included Nepalese (2.1%), Vietnamese (1.7%) and Indian/Pakistani/Bangladeshi/Sri Lankan (0.7%) in descending order.

Marital Status (Table 1m)

3.24 About 58.2% of reported drug abusers were single, 31.0% married or cohabiting, 10.1% divorced or separated and the remaining 0.7% widowed. Males and females had similar distribution of marital status.

Whether Partner Took Drugs (Table 1n)

3.25 Of those married or cohabiting, 21.1% reported that their partners also abused drugs. The proportion of reported female abusers with partners also abusing drugs was 53.4%, much higher than that of male abusers (at 11.1%).

居住地區 (表 1n)

3.26 深水埗 (10.5%)、元朗 (10.5%)、觀塘 (8.9%) 和油尖旺 (8.3%) 為四個最多被呈報吸毒者居住的地區。至於二十一歲以下的被呈報年青吸毒者，元朗 (12.1%)、北區 (11.9%)、葵青 (9.4%) 和大埔 (7.7%) 為四個主要地區。

屋宇單位類型 (表 1o)

3.27 逾半數 (58.9%) 被呈報吸毒者居住在受資助的公屋租住單位，36.5% 居住在私人樓宇和 2.8% 居住在居屋屋苑。

曾否有犯罪記錄 (表 1p)

3.28 在二零一零年，約四分之三的被呈報吸毒者 (75.4%) 曾有犯罪記錄，其中包括只與毒品有關的罪行 (34.3%)、只有與毒品無關的罪行 (11.3%)，以及兩種罪行兼有 (29.2%)。在被呈報的二十一歲及以上成年吸毒者中，曾有犯罪記錄者佔 82.3%，較二十一歲以下青年吸毒者的相應百分比 (49.9%) 為多。

District of Residence (Table 1n)

3.26 Sham Shui Po (10.5%), Yuen Long (10.5%), Kwun Tong (8.9%) and Yau Tsim Mong (8.3%) were the top four districts with reported drug abusers residing there. For reported young drug abusers aged under 21, Yuen Long (12.1%), the North (11.9%), Kwai Tsing (9.4%) and Tai Po (7.7%) were the four major districts.

Type of Quarters (Table 1o)

3.27 More than half (58.9%) of reported drug abusers resided in public and aided rental blocks, 36.5% in private housing and 2.8% in home ownership estates.

Whether Previously Convicted (Table 1p)

3.28 About three quarters (75.4%) of reported drug abusers in 2010 were reported to be previously convicted, including only drug-related offences (34.3%), only non-drug-related offences (11.3%) and both drug-related and other offences (29.2%). The proportion of previously convicted abusers among reported adult abusers aged 21 and over was 82.3%, which was higher than that of among their younger counterparts aged under 21 (49.9%).