

3 2013 年被呈報吸毒者的特徵 Characteristics of Reported Drug Abusers in 2013

與對上一年情況的主要比較 (表 1a 及 1d)

3.1 在 2013 年，被呈報吸毒者共有 10 069 人，較 2012 年減少 9%。

3.2 被呈報吸食海洛英的人數持續下跌，在 2013 年為 5 113 人，較 2012 年減少 13%。而被呈報吸食海洛英者佔所有被呈報吸毒人數的百分比則由 2012 年的 53% 下跌至 2013 年的 51%。

3.3 在 2013 年，被呈報吸食危害精神毒品的人數繼續下降至 6 137 人，較 2012 年減少 7%，他們的比重在所有吸毒者中則維持在約六成。

3.4 被呈報的 21 歲以下吸毒青少年的人數，由 2012 年的 1 623 人下降至 2013 年的 1 182 人，減幅為 27%，其中，18-20 歲年青吸毒者的人數減少了 22%。而被呈報吸毒青少年的比重亦由 15% 下降至 12%。

3.5 2013 年所有被呈報吸毒者平均年齡為 37 歲，較 2012 年的 36 歲為高。至於被呈報年青吸毒者的平均年齡，則維持在 18 歲。

Major Comparison with Preceding Year (Tables 1a and 1d)

3.1 In 2013, there were 10 069 reported drug abusers in total, representing a decrease of 9% compared with that of 2012.

3.2 The number of reported heroin abusers continued to decline to 5 113 in 2013, 13% lower than that of 2012. Its proportion against the total number of reported drug abusers decreased from 53% in 2012 to 51% in 2013.

3.3 The number of reported psychotropic substance abusers continued to drop and stood at 6 137 in 2013, a decline of 7% from 2012, forming around 60% of all reported drug abusers.

3.4 The number of reported young drug abusers aged under 21 decreased by 27% from 1 623 in 2012 to 1 182 in 2013. Amongst them, those aged 18-20 decreased by 22%. The proportion of reported young drug abusers also decreased from 15% to 12%.

3.5 The mean age of all reported drug abusers was 37 in 2013, which was higher than that of 36 in 2012. The mean age of young drug abusers remained at 18.

3.6 被呈報女性吸毒人數在 2013 為 1 888 人，較 2012 年減少 9%。

3.6 The number of reported female drug abusers was 1 888 in 2013, 9% lower than that of 2012.

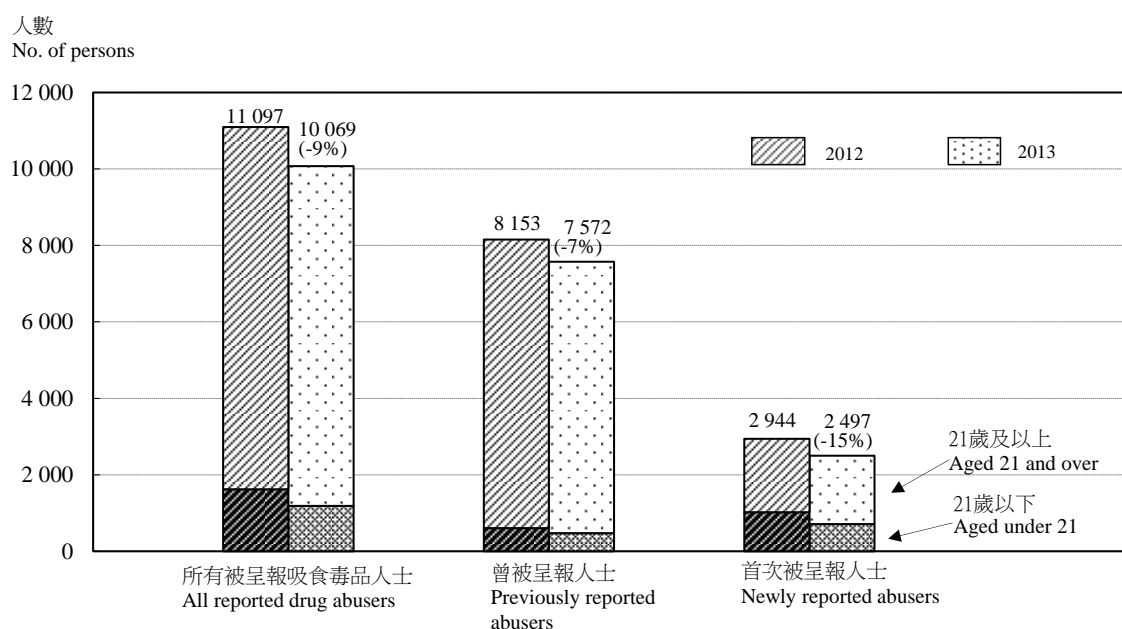
首次／曾被呈報吸毒者 (表 1b 及圖 3.1)

Newly / Previously Reported Drug Abusers (Table 1b and Chart 3.1)

3.7 首次被呈報吸毒者的人數由 2012 年的 2 944 人下跌至 2013 年的 2 497 人，跌幅為 15%；而曾被呈報的人數則為 7 572 人，下跌了 7%。佔所有被呈報吸毒者的百分比計算，首次被呈報人士的比重在 2013 年下跌至 25%。

3.7 The number of newly reported drug abusers decreased by 15% from 2 944 in 2012 to 2 497 in 2013, while that of previously reported abusers decreased by 7% to 7 572 in 2013. As a percentage of all reported drug abusers, the proportion of newly reported abusers decreased to 25% in 2013.

圖 3.1 按年齡組別劃分的 2012 及 2013 年首次／曾被呈報吸食毒品者
Chart 3.1 Newly/previously reported drug abusers in 2012 and 2013 by age group



註釋：括號內的數字是指與前一年比較的變動百分比。

Note: Figures in brackets are the percentage changes over the preceding year.

年齡和性別 (表 1a、表 3.1 及圖 3.2)

3.8 在 2013 年所有被呈報的 10 069 名吸毒者中，26% 的年齡介乎 31 至 40 歲，另 26% 介乎 21 至 30 歲，7% 介乎 18 至 20 歲，3% 介乎 16 至 17 歲，只有 1% 在 12-15 歲。他們整體平均年齡為 37 歲。

3.9 被呈報吸毒者大部分 (81%) 為男性，他們的平均年齡為 38 歲，一般較女性被呈報吸毒者 (平均年齡 31 歲) 為年長。女性吸毒者年齡在 41 歲以下的百分比為 81%，而男性吸毒者的相關百分比則只有 60%。

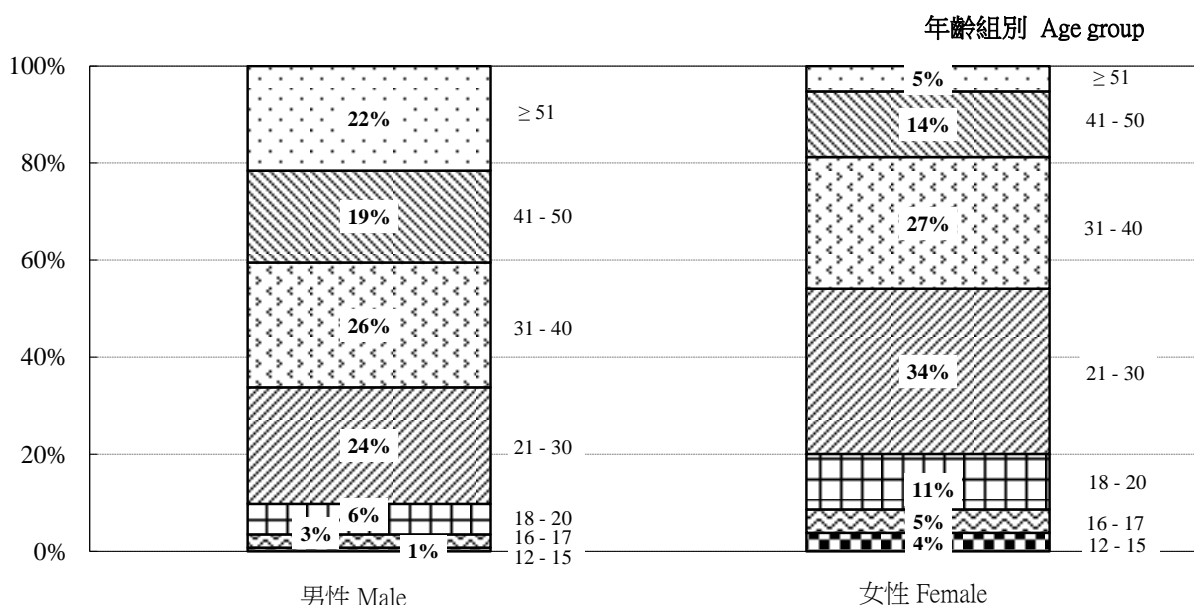
Age and Sex (Table 1a, Table 3.1 and Chart 3.2)

3.8 Of all 10 069 reported drug abusers in 2013, 26% were aged 31-40, another 26% aged 21-30, 7% aged 18-20, 3% aged 16-17 and only 1% aged 12-15. Their mean age was 37.

3.9 The majority (81%) of reported drug abusers were males. Reported male drug abusers, with a mean age of 38, were in general older than female abusers (with a mean age of 31). The proportion of female abusers aged under 41 was 81% while the corresponding proportion of male abusers was only 60%.

圖 3.2 按性別劃分的 2013 年被呈報吸毒者的年齡分布

Chart 3.2 Age distribution of reported drug abusers in 2013 by sex



註釋：被呈報吸毒者中並無年齡低於 12 歲者。

Note: No drug abusers aged under 12 was reported.

3.10 在 2013 年，被呈報吸毒人數佔每一百名人口少於 0.2 人，而男性所佔的比例較女性為高。

3.10 In 2013, the number of reported drug abusers per 100 population was less than 0.2 person. The proportion was higher in male drug abusers than female abusers.

表 3.1 2013 年被呈報吸毒者佔人口比例
Table 3.1 Ratio of reported drug abusers to population in 2013

年齡 Age	男 Male	女 Female	男女合計 Both sexes	%
12 - 15	0.05	0.06	0.06	
16 - 17	0.28	0.12	0.20	
18 - 20	0.39	0.17	0.28	
< 21 小計 sub-total	0.12	0.06	0.09	
21 - 30	0.44	0.12	0.26	
31 - 40	0.45	0.08	0.23	
41 - 50	0.30	0.04	0.15	
≥ 51	0.14	0.01	0.07	
≥ 21 小計 sub-total	0.27	0.05	0.15	
總計 Total	0.24	0.05	0.14	

註釋：佔人口比例百分比指被呈報吸毒者佔各相關年齡／性別組別內每一百名年終人口的比例。

Notes : The ratios in % refer to the number of reported drug abusers per 100 year-end population in the respective age/sex groups.

被呈報吸毒者中並無年齡低於 12 歲者。

No drug abusers aged under 12 was reported.

首次吸食毒品年齡 (表 1i)

Age of First Abuse (Table 1i)

3.11 36% 的被呈報吸毒者報稱在 12 至 15 歲之間開始吸毒，19% 在 16 至 17 歲之間，22% 在 18 至 20 歲之間，10% 在 21 至 25 歲之間，其餘 10% 及 3% 分別在 25 歲之後及 12 歲之前。所有被呈報吸毒者及 21 歲以下的年青被呈報吸毒者首次吸毒的平均年齡分別維持在 18 歲及 15 歲。

3.11 36% of reported drug abusers claimed to have started drug abuse at the age between 12 and 15, 19% between 16 and 17, 22% between 18 and 20, 10% between 21 and 25, and the remaining 10% and 3% at the age over 25 and below 12 respectively. The mean age of first abuse of all reported abusers and youngsters under 21 remained at 18 and 15 respectively.

吸食毒品種類 (表 1d 及圖 3.3)

3.12 在 2013 年，約半數 (51%) 的吸毒者被呈報曾吸食海洛英。其他較常被吸食的毒品依次為氯胺酮 (28%)、甲基安非他明 (18%)、三唑倫／咪達唑倫／佐匹克隆 (11%)、可卡因 (9%)、咳藥 (4%)、大麻 (3%) 及亞甲二氧基甲基安非他明 (1%)。

3.13 在被呈報的 21 歲以下年青吸毒者中，氯胺酮是最常被吸食的毒品。在 2013 年，有 53% 的被呈報年青吸毒者吸食氯胺酮，其次是甲基安非他明 (32%)、可卡因 (30%)、大麻 (7%)、海洛英 (4%) 和咳藥 (4%)。男性和女性首三位最常吸食的毒品相同。

3.14 在被呈報的 21 歲及以上成年吸毒者中，海洛英是最常被吸食的毒品種類 (佔 57%)，其次是氯胺酮 (25%) 和甲基安非他明 (17%)。男性和女性首三位最常吸食的毒品相同。

3.15 氯胺酮仍然是最多人吸食的有害精神毒品，但吸食人數在 2013 年有所減少，吸食三唑倫／咪達唑倫／佐匹克隆、咳藥、硝甲西洋、大麻和亞甲二氧基甲基安非他明的人數亦見下降。反之，吸食甲基安非他明和可卡因的人數則有增加。

Type of Drugs Abused (Table 1d and Chart 3.3)

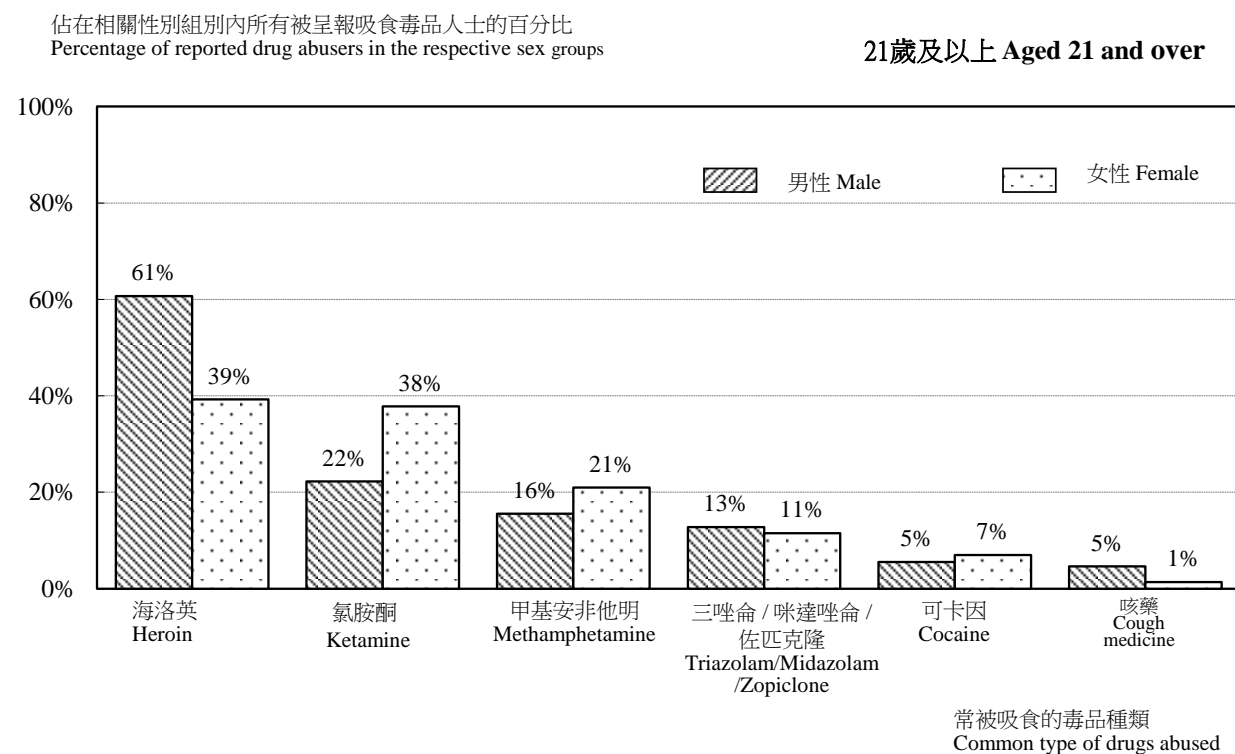
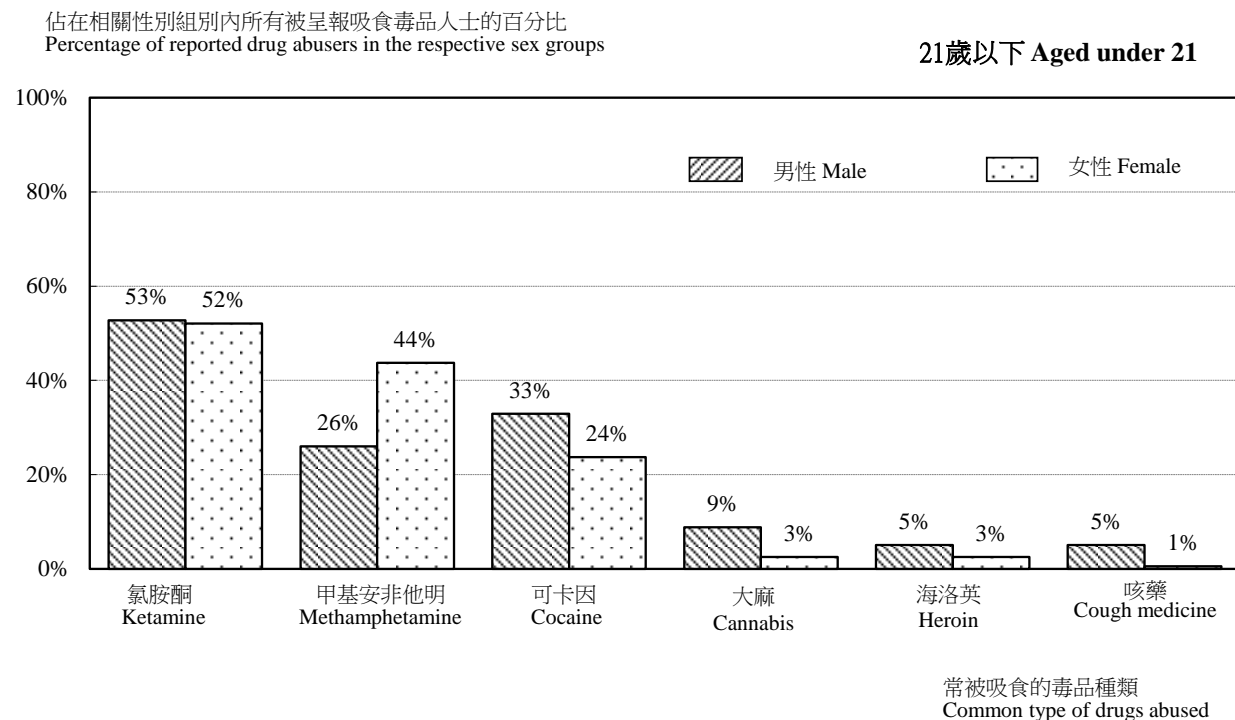
3.12 In 2013, about half (51%) of drug abusers were reported to have abused heroin. Other commonly abused drugs were ketamine (28%), methamphetamine (18%), triazolam/midazolam/zopiclone (11%), cocaine (9%), cough medicine (4%), cannabis (3%) and MDMA (1%).

3.13 Among reported young drug abusers aged under 21, ketamine was the most popular drug of abuse and was taken by 53% of reported young drug abusers in 2013. This was followed by methamphetamine (32%), cocaine (30%), cannabis (7%), heroin (4%) and cough medicine (4%). Males and females had the same top three popular drugs of abuse.

3.14 Among reported adult drug abusers aged 21 and over, heroin was the most common type of drug abused (57%), followed by ketamine (25%) and methamphetamine (17%). Males and females had the same top three popular drugs of abuse.

3.15 Ketamine remained the most common psychotropic substance of abuse though the number of abusers decreased in 2013. There were also decreases in the number of drug abusers taking triazolam/midazolam/zopiclone, cough medicine, nimetazepam, cannabis and MDMA. On the contrary, increases in the number of abusers taking methamphetamine and cocaine were observed.

圖 3.3 按年齡組別及性別劃分的 2013 年被呈報吸毒者的常被吸食毒品種類
 Chart 3.3 Common type of drugs abused by reported drug abusers in 2013 by age group by sex



註釋： 個別吸毒者在某年內可被呈報多於一種毒品。

Note: More than one type of drugs may be reported for an individual drug abuser in a given year.

吸食毒品方法 (表 3d)

3.16 吸毒者各有不同的吸毒方法。被呈報吸食海洛英和甲基安非他明者最普遍是用吸入煙霧方法吸毒（在 2013 年，他們當中逾六成採用這種方法吸毒，而吸食甲基安非他明者更逾七成），而鼻吸是吸食氯胺酮最常用方法（佔吸食氯胺酮者 96%），注射是吸食三唑侖／咪達唑侖／佐匹克隆最常用方法（佔吸食三唑侖／咪達唑侖／佐匹克隆者 50%），口服幾乎是服食咳藥的唯一方法（佔服食咳藥者 98%），而以香煙或煙管吸食是服食大麻及可卡因較普遍方法（分別佔服大麻者 79% 及服可卡因者 54%）。

吸食毒品地方 (表 1f)

3.17 在 2013 年，絕大部分（98%）被呈報吸毒者均有在香港吸毒。而有 498 名吸毒者（或佔吸毒者 5%）曾在中國內地（主要在深圳）吸毒。

吸食毒品地點 (表 1g 及圖 3.4)

3.18 2013 年，52% 吸毒者只曾在家／朋友的家中吸毒，另外 29% 吸毒者曾在家／朋友的家及其他地點吸毒。換句話說，81% 吸毒者曾在家／朋友的家吸毒。

Method of Taking Drugs (Table 3d)

3.16 Abusers have different habits with regard to the method of taking drugs. While fume inhaling was the more popular method of taking heroin and methamphetamine (taken by over 60% of the concerned abusers in 2013 and over 70% for methamphetamine abusers), sniffing was the single most popular method of taking ketamine (96% of ketamine abusers), injection was the more common method of taking triazolam/midazolam/zopiclone (50% of triazolam/midazolam/zopiclone abusers), oral ingestion was almost the only method of taking cough medicine (98% of cough medicine abusers), and smoking was the more common method of taking cannabis and cocaine (79% of cannabis abusers and 54% of cocaine abusers).

Place of Abusing Drugs (Table 1f)

3.17 The majority (98%) of reported drug abusers took drugs in Hong Kong in 2013. 498 persons (or 5% of reported drug abusers) were reported to have taken drugs in the Mainland (mainly in Shenzhen).

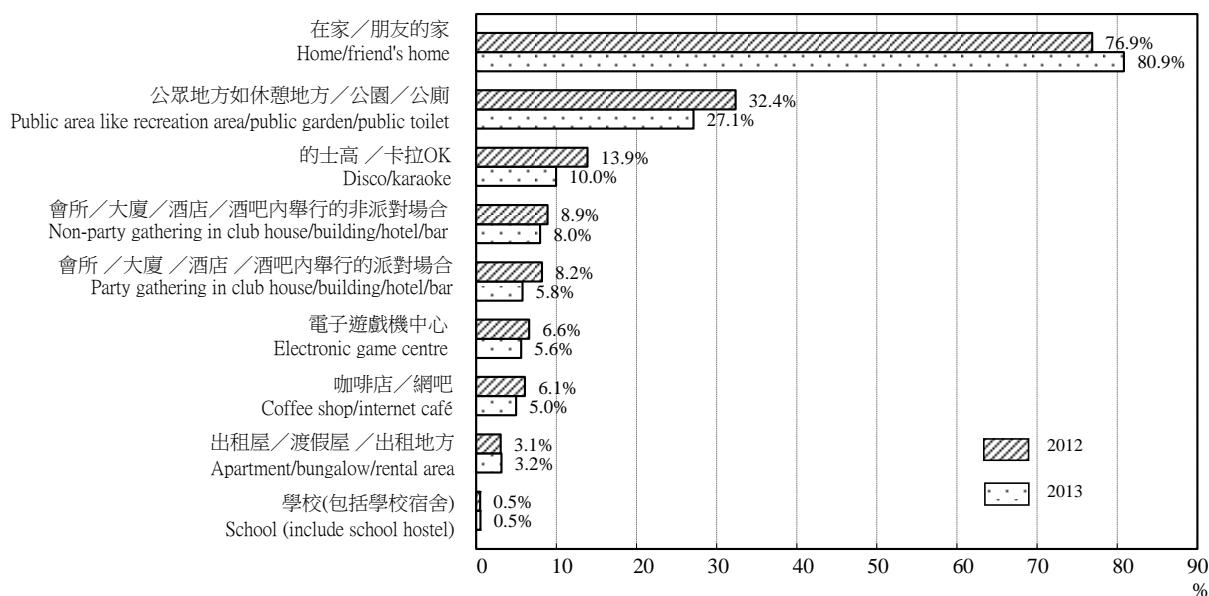
Locality of Abusing Drugs (Table 1g and Chart 3.4)

3.18 52% of abusers took drugs at home/friend's home only while 29% took drugs at home/friend's home and other localities in 2013. In other words, 81% of abusers were reported to have taken drugs at home/friend's home.

圖 3.4 按年齡組別劃分的 2012 及 2013 年被呈報吸毒者吸食毒品地點分布
 Chart 3.4 Locality of abusing drugs of reported drug abusers in 2012 and 2013 by age group

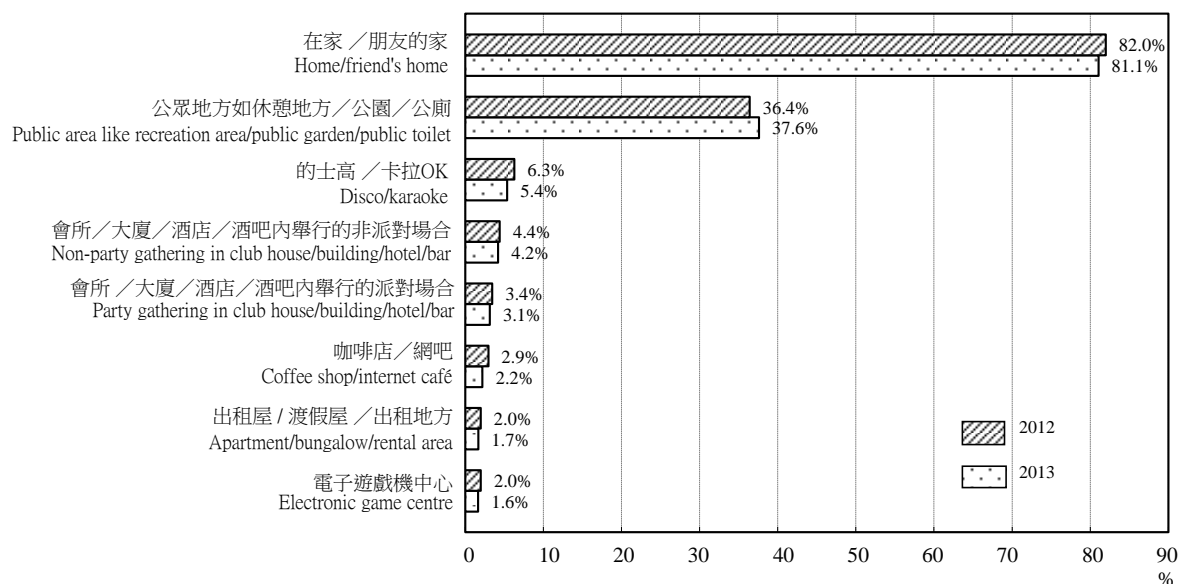
吸食毒品地點
 Locality of abusing drugs

21 歲以下 Aged under 21



吸食毒品地點
 Locality of abusing drugs

21 歲及以上 Aged 21 and over



註釋：個別吸毒者在某年內報稱的地點可超過一處。

Note: More than one locality may be reported for an individual drug abuser in a given year.

3.19 49%的21歲以下年青吸毒者曾在家／朋友的家以外的其他地點吸毒，而成年吸毒者的相應百分比為48%。在其他地點中，以公眾地方如休憩地方／公園／公廁最常見。38%被呈報的21歲及以上成年吸毒者和27%青少年吸毒者曾在公眾地方如休憩地方／公園／公廁吸毒。

現時吸食毒品原因 (表 1h 及圖 3.5)

3.20 被呈報吸毒者提供了他們現時吸毒的各種原因。三個較常見的原因按次序是「解悶」(佔被呈報吸毒者49%)、「受到同輩朋友影響」(48%)和「避免因沒有吸食毒品而感到不適」(41%)。

3.21 在被呈報的21歲以下年青吸毒者當中，「受到同輩朋友影響」(佔被呈報吸毒青少年55%)是現時吸毒的最主要原因，其次是「解悶」(47%)和「出於好奇」(33%)。

3.19 49% of young drug abusers aged under 21 took drugs at other localities irrespective of whether they took drugs at home/friend's home, compared with 48% for the adult counterparts. Among the other localities, public areas like recreation area/public garden/public toilet topped the list. 38% of the reported abusers aged 21 and over and 27% of those aged under 21 were reported to have taken drugs at public areas like recreation area/public garden/public toilet.

Reason for Current Drug Abuse

(Table 1h and Chart 3.5)

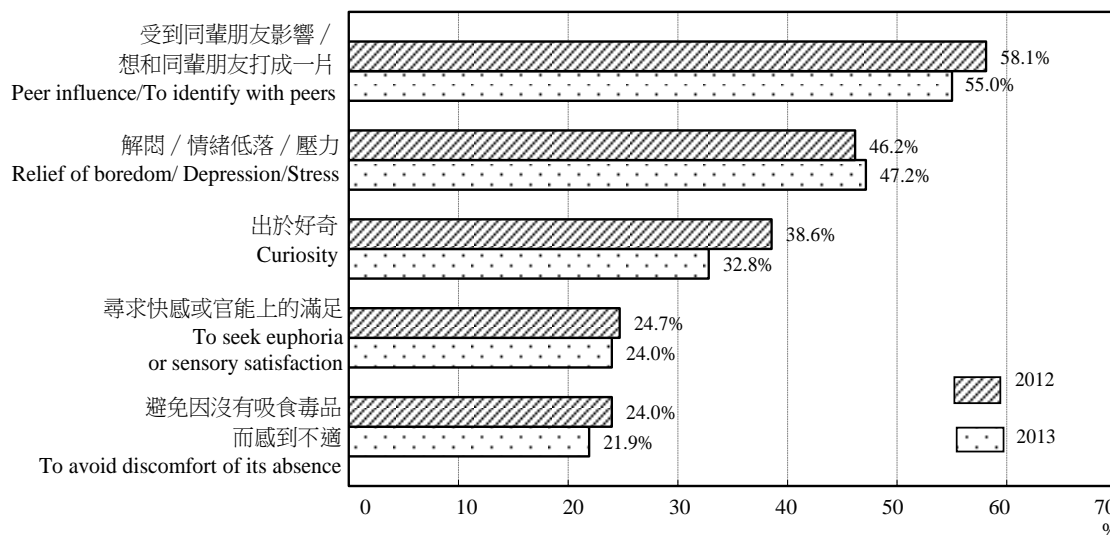
3.20 The reported drug abusers gave various reasons for their current drug use. The three popular reasons cited in descending order, were “relief of boredom” (49% of reported drug abusers), “peer influence” (48%) and “to avoid discomfort of its absence” (41%).

3.21 Among those reported young abusers aged under 21, “peer influence” (55% of reported young drug abusers) topped the list, followed by “relief of boredom” (47%) and “curiosity” (33%).

圖 3.5 2012 及 2013 年被呈報吸毒者現時吸食毒品原因
 Chart 3.5 Reason for current drug use of reported drug abusers in 2012 and 2013

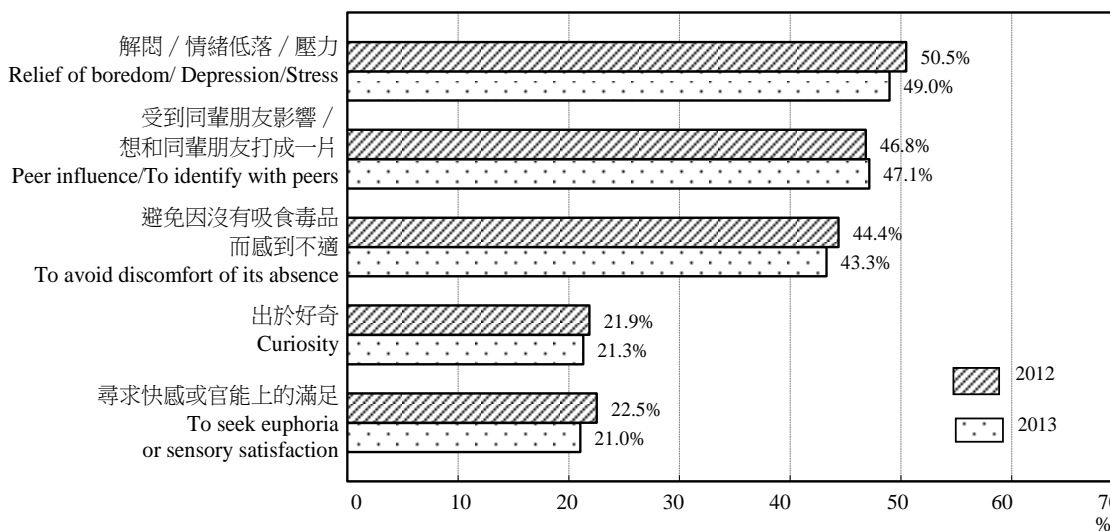
現時吸食毒品原因
 Reason for current drug use

21 歲以下 Aged under 21



現時吸食毒品原因
 Reason for current drug use

21 歲及以上 Aged 21 and over



註釋：個別被呈報吸毒者在某年內可被呈報多於一個現時吸食毒品原因。

Note: More than one reason for current drug use may be reported for an individual drug abuser in a given year.

經濟活動狀況 (表 1j)

Economic Activity Status (Table 1j)

3.22 46% 的吸毒者在被呈報時為失業人士，另 34% 是全職工作人士，12%

3.22 46% of reported drug abusers were unemployed at the time of report. Another

是散工／兼職工作人士及 2% 是學生。而學生佔被呈報年青吸毒者的比重則較高，達 17%。

34% were full-time workers, 12% being casual/part-time workers and 2% being students. Among reported young drug abusers, the proportion of students was higher, at 17%.

教育水平 (表 1k)

3.23 在 2013 年的被呈報吸毒者中，逾半數 (54%) 曾接受初中教育，23% 高中教育，21% 小學教育及 2% 專上教育。

Educational Attainment (Table 1k)

3.23 More than half (54%) of reported drug abusers in 2013 attained lower secondary education, 23% upper secondary education, 21% primary education and 2% tertiary education.

種族 (表 1l)

3.24 華人一向在被呈報吸毒者中為最主要的族裔，佔 2013 年吸毒人士 93%。其他被呈報的少數族裔吸毒者依次為尼泊爾人 (3%)、越南人 (2%) 和印度人／巴基斯坦人／孟加拉人／斯里蘭卡人 (1%)。

Ethnicity (Table 1l)

3.24 Chinese was always the dominant ethnic group of reported drug abusers, at 93% of drug abusers in 2013. Other minority ethnic groups' drug abusers reported included Nepalese (3%), Vietnamese (2%) and Indian/Pakistani/Bangladeshi/Sri Lankan (1%).

婚姻狀況 (表 1m)

3.25 在被呈報吸毒者中，約有 52% 從未結婚，33% 為已婚或同居，14% 已離婚或分居，餘下 1% 為鰥寡。男性和女性的婚姻狀況分布相若。

Marital Status (Table 1m)

3.25 About 52% of reported drug abusers were never married, 33% married or cohabiting, 14% divorced or separated and the remaining 1% widowed. Males and females had similar distribution of marital status.

伴侶有否被呈報吸食毒品 (表 1n)

3.26 在已婚或同居的被呈報吸毒者中，18% 報稱他們的伴侶也吸毒。女性被呈報吸毒者當中，其伴侶也吸毒的比重為 44%，遠高於男性吸毒者的相應比重 (12%)。

Whether Partner Took Drugs (Table 1n)

3.26 Of those married or cohabiting, 18% reported that their partners also abused drugs. The proportion of reported female abusers with partners also abusing drugs was 44%, much higher than the corresponding

居住地區 (表 1n)

3.27 深水埗 (11%)、元朗 (11%)、觀塘 (9%) 和油尖旺 (9%) 為四個最多被呈報吸毒者居住的地區。至於 21 歲以下的被呈報年青吸毒者，元朗 (17%)、北區 (13%)、葵青 (9%) 和大埔 (7%) 為首四個主要地區。

屋宇單位類型 (表 1o)

3.28 逾半數 (56%) 被呈報吸毒者居住在公營租住單位，38% 居住在私人住宇單位和 4% 居住在資助出售單位。

曾否有犯罪記錄 (表 1p)

3.29 在 2013 年，約四分之三的被呈報吸毒者 (75%) 曾有犯罪記錄，其中包括只有與毒品有關的罪行 (36%)、只有與毒品無關的罪行 (9%)，以及兩種罪行兼有 (30%)。在被呈報的 21 歲及以上成年吸毒者中，曾有犯罪記錄者佔 78%，較 21 歲以下青年吸毒者的相應百分比 (50%) 為多。

proportion of male abusers (12%).

District of Residence (Table 1n)

3.27 Sham Shui Po (11%), Yuen Long (11%), Kwun Tong (9%) and Yau Tsim Mong (9%) were the top four districts with reported drug abusers residing there. For reported young drug abusers aged under 21, Yuen Long (17%), North District (13%), Kwai Tsing (9%) and Tai Po (7%) were the four major districts.

Type of Quarters (Table 1o)

3.28 More than half (56%) of reported drug abusers resided in public rental flats, 38% in private residential flats and 4% in subsidized sale flats.

Whether Previously Convicted (Table 1p)

3.29 About three quarters (75%) of reported drug abusers in 2013 were reported to be previously convicted, including only drug-related offences (36%), only non-drug-related offences (9%), and both drug-related and other offences (30%). The proportion of previously convicted abusers among reported adult abusers aged 21 and over was 78%, which was higher than that of among their younger counterparts aged under 21 (50%).