

2 2006 至 2015 年吸毒趨勢 Drug Abuse Trends for 2006 - 2015

整體吸毒趨勢

(表 1a 及圖 2.1)

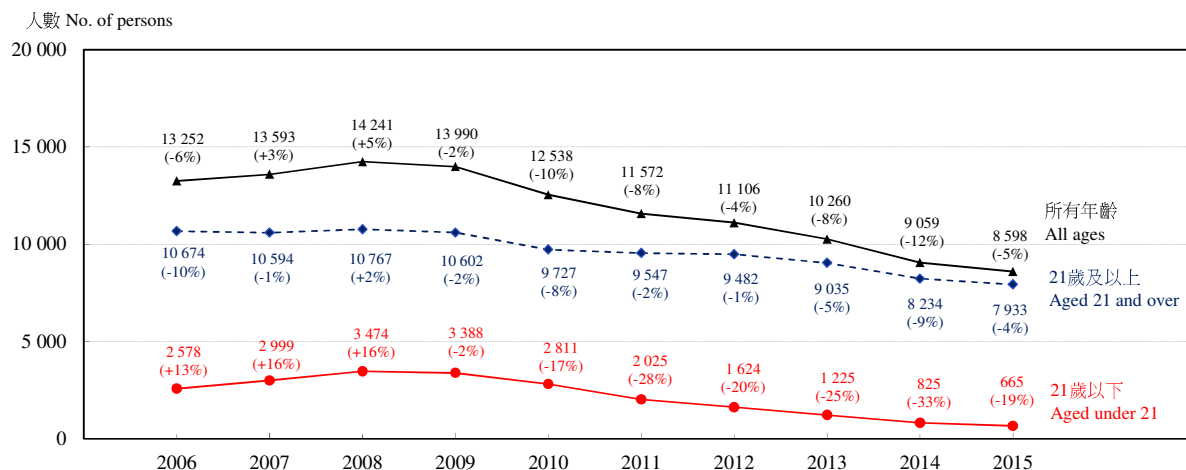
2.1 檔案室錄得被呈報吸毒者的總人數由 2006 年的 13 252 人，上升至 2008 年的 14 241 人。之後，數字回落至 2015 年的 8 598 人，較 2014 年的 9 059 人下跌 5%。

Overall Drug Abuse Trend

(Table 1a and Chart 2.1)

2.1 The total number of drug abusers reported to the CRDA increased from 13 252 in 2006 to 14 241 in 2008. Thereafter, the number went down to 8 598 in 2015, or 5% lower than 9 059 in 2014.

圖 2.1 按年齡組別劃分的被呈報吸毒者
Chart 2.1 Reported drug abusers by age group



註釋：括號內的數字是指與前一年比較的變動百分比。

Note: Figures in brackets are the percentage changes over the preceding year.

吸食麻醉鎮痛劑／危害精神毒品趨勢 (表 1d 及圖 2.2)

2.2 以往，麻醉鎮痛劑（主要是海洛英）是香港最多人吸食的毒品。不過，近年來吸食傳統毒品人數呈現持續下降趨勢，由 2006 年的 8 143 人降至 2015 年的 4 401 人，減幅為 46%。被呈報吸食危害精神毒品的人數則由 2006 年的 7 402 人持續上升至 2009 年的 8 505 人（升幅為 15%），其後轉

Narcotics Analgesics / Psychotropic Substances Abuse Trends (Table 1d and Chart 2.2)

2.2 In the past, narcotics analgesics (mainly heroin) were the most common drug abused in Hong Kong. However, there was a continuous trend of decline in abuse of traditional drugs in recent years, with the number of abusers dropping by 46% from 8 143 in 2006 to 4 401 in 2015. The number of reported abusers taking psychotropic substances increased

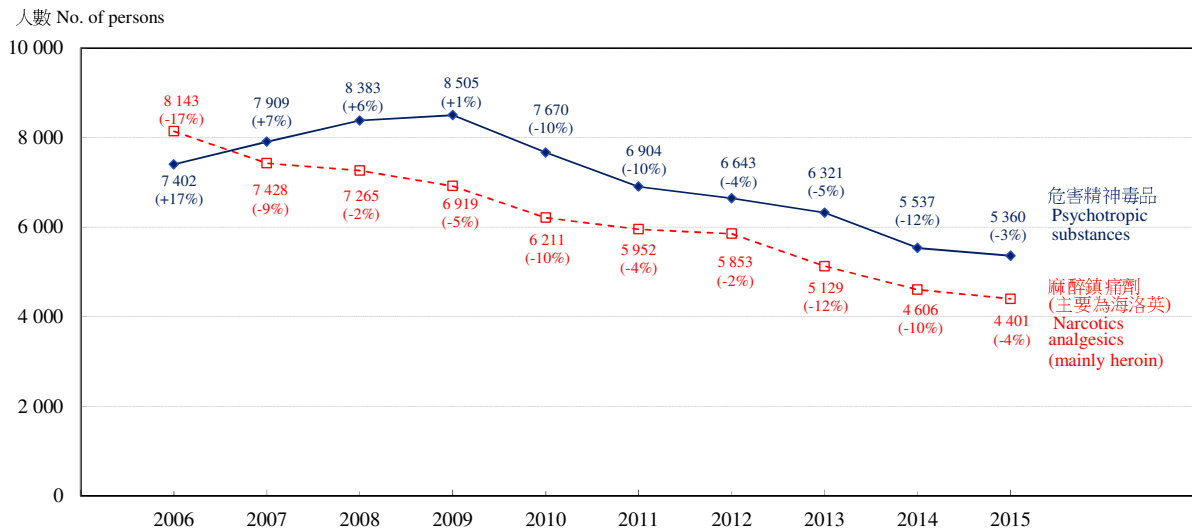
勢下降至 2015 年的 5 360 人(較 2006 年整體減幅為 28%)。

continuously from 7 402 in 2006 to 8 505 in 2009 (by 15%). The trend reversed afterwards and the number dropped to 5 360 in 2015 (dropped by 28% compared with that in 2006).

2.3 被呈報吸食危害精神毒品的人數自 2007 年起開始超越吸食傳統毒品的人數。在 2015 年，吸食危害精神毒品的人數比吸食麻醉鎮痛劑的人數多 959 人(或 22%)。在 2006 年至 2015 年期間，吸食危害精神毒品者佔所有被呈報吸毒者的百分比由 56% 上升至 63%。

2.3 The number of reported psychotropic substance abusers has since 2007 overtaken the number of abusers of traditional drugs. Reported abusers taking psychotropic substances were 959 (or 22%) more than those taking narcotics analgesics in 2015. Among all reported drug abusers, the proportion of abusers taking psychotropic substances increased from 56% in 2006 to 63% in 2015.

圖 2.2 被呈報吸食危害精神毒品及麻醉鎮痛劑者
Chart 2.2 Reported abusers of psychotropic substances and narcotics analgesics



註釋： 個別吸毒者在某年內可同時吸食麻醉鎮痛劑及危害精神毒品。
括號內的數字是指與前一年比較的變動百分比。

Notes : An individual abuser may take both narcotics analgesics and psychotropic substances during a given year.
Figures in brackets are the percentage changes over the preceding year.

青少年吸毒趨勢

(表 1a、表 1h 及圖 2.3-圖 2.4)

2.4 至於 21 歲以下青少年吸毒者，數字由 2006 年的 2 578 人上升 35% 至 2008 年的 3 474 人。隨後人數回落，在 2015 年，數字下跌至 665 人，跟 2008 年比較，跌幅為 81%。

2.5 整體吸毒人口曾一度趨向年輕。21 歲以下吸毒者佔總吸毒人數的比重，由 2006 年的 19%，上升至 2008 及 2009 年的約 24%。其後數字開始回落，至 2015 年，比重為 8%。尤其是年齡在 12 至 15 歲間的青少年吸毒者，其人數及比重由 2006 年的 462 人及 3%，顯著上升至 2009 年的 764 人及 5%，隨後便逐漸回落至 2015 年的 52 人，比重亦降至 1%。

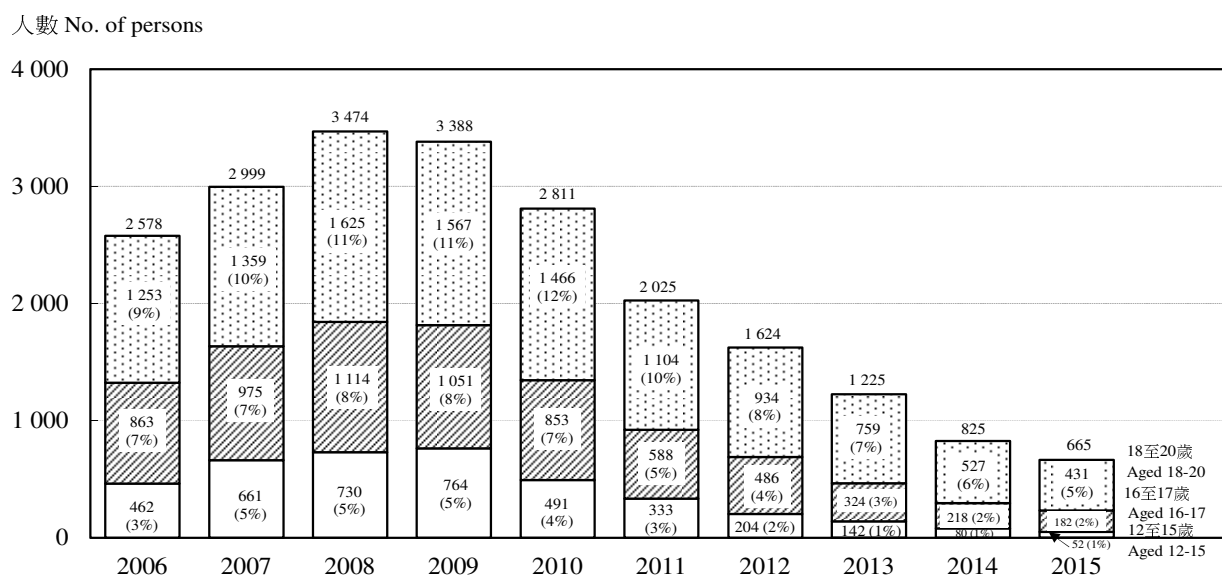
Youth Drug Abuse Trend

(Table 1a, Table 1h and Chart 2.3-Chart 2.4)

2.4 For young drug abusers aged under 21, the number increased by 35% from 2 578 in 2006 to 3 474 in 2008. The number then went down to 665 in 2015, representing a decrease of 81% from 2008.

2.5 The overall drug abusing population had once become younger, with the proportion of those aged under 21 as against the total rising from 19% in 2006, to about 24% in both 2008 and 2009. This had subsequently decreased to 8% in 2015. In particular, both the number and proportion of those aged 12-15 had increased significantly from 462 and 3% in 2006 to 764 and 5% in 2009. The number then decreased to 52 in 2015, while the proportion decreased to 1%.

圖 2.3 21 歲以下被呈報吸毒青少年按指定年齡組別分布
Chart 2.3 Reported young drug abusers aged under 21 by specific age group



註釋：括號內的數字是指佔所有被呈報吸毒者的百分比。

12 歲以下的吸毒者所佔的百分比少於 0.5%。

Notes: Figures in brackets refer to the percentage shares among all reported drug abusers.

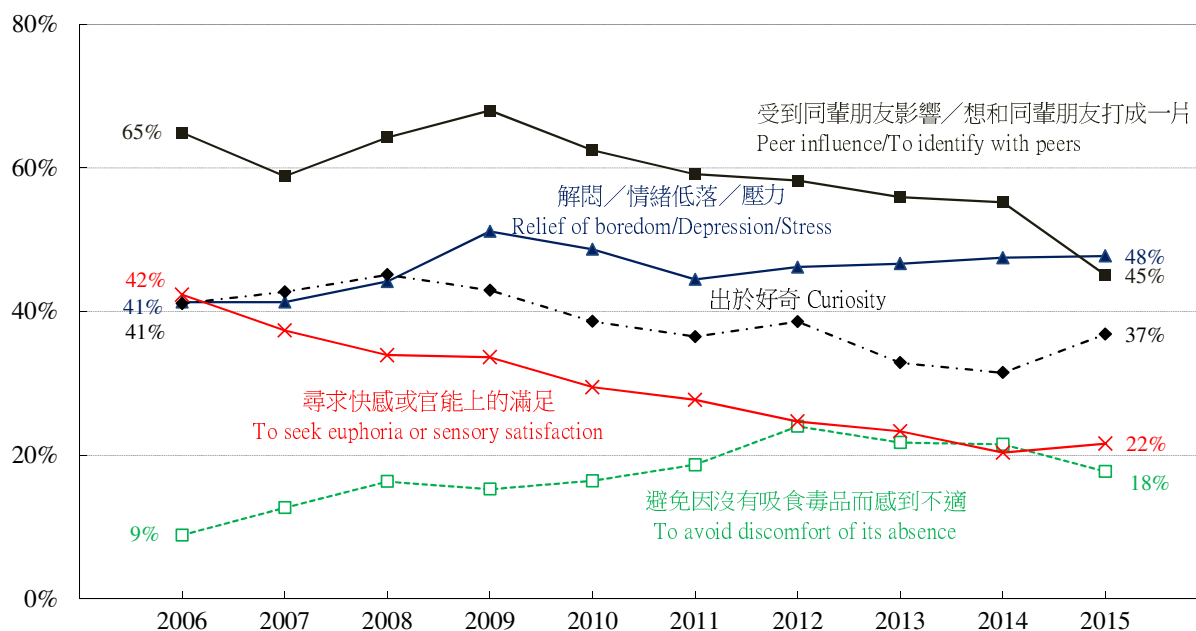
Percentages for those drug abusers aged under 12 are less than 0.5%.

2.6 在被呈報的 21 歲以下青少年吸毒者當中，2006 年至 2014 年間最常見的吸食毒品原因是「受到同輩朋友影響／想和同輩朋友打成一片」，其間比重都維持在五至七成。但在 2015 年，「解悶／情緒低落／壓力」成為最常見的原因，其比重為 48%，超越「受到同輩朋友影響／想和同輩朋友打成一片」的比重(45%)。而以「避免因沒有吸食毒品而感到不適」作為他們現時吸毒原因的比重則由 2006 年的 9% 逐步上升至 2015 年的 18%。

2.6 Among the young drug abusers aged under 21, the most common reason for drug abuse during 2006 to 2014 was “peer influence/to identify with peers”, cited by around 50% to 70%. However, “relief of boredom/depression/stress” had overtaken to become the most common reason in 2015. Its proportion was 48%, surpassing that of “peer influence/to identify with peers”(45%). For those citing “to avoid discomfort of its absence” as a reason for their current drug use, the proportion increased gradually from 9% in 2006 to 18% in 2015.

圖 2.4 21 歲以下被呈報吸毒青少年現時吸食毒品原因

Chart 2.4 Reason for current drug use of reported young drug abusers aged under 21



註釋：數字不包括現時吸毒原因不詳的人士。

個別吸毒者在某年內報稱的原因可超過一個。

Notes: Figures exclude persons with unknown reason for current drug abuse.

More than one reason may be reported for an individual drug abuser in a given year.

吸食危害精神毒品

(圖 2.5)

2.7 甲基安非他明、氯胺酮、三唑侖／咪達唑侖／佐匹克隆、可卡因及咳藥是近年較常被吸食的危險精神毒品。在 2006 年至 2014 年間，氯胺酮為最常被吸食的危險精神毒品。於 2015 年，甲基安非他明超越氯胺酮，成為最常被吸食的危險精神毒品。氯胺酮及三唑侖／咪達唑侖／佐匹克隆分別排行第二位及第三位。吸食可卡因的人數近年亦有上升趨勢，自 2010 年起，可卡因緊隨三唑侖／咪達唑侖／佐匹克隆之後，排行第四位。

Psychotropic Substances Abused

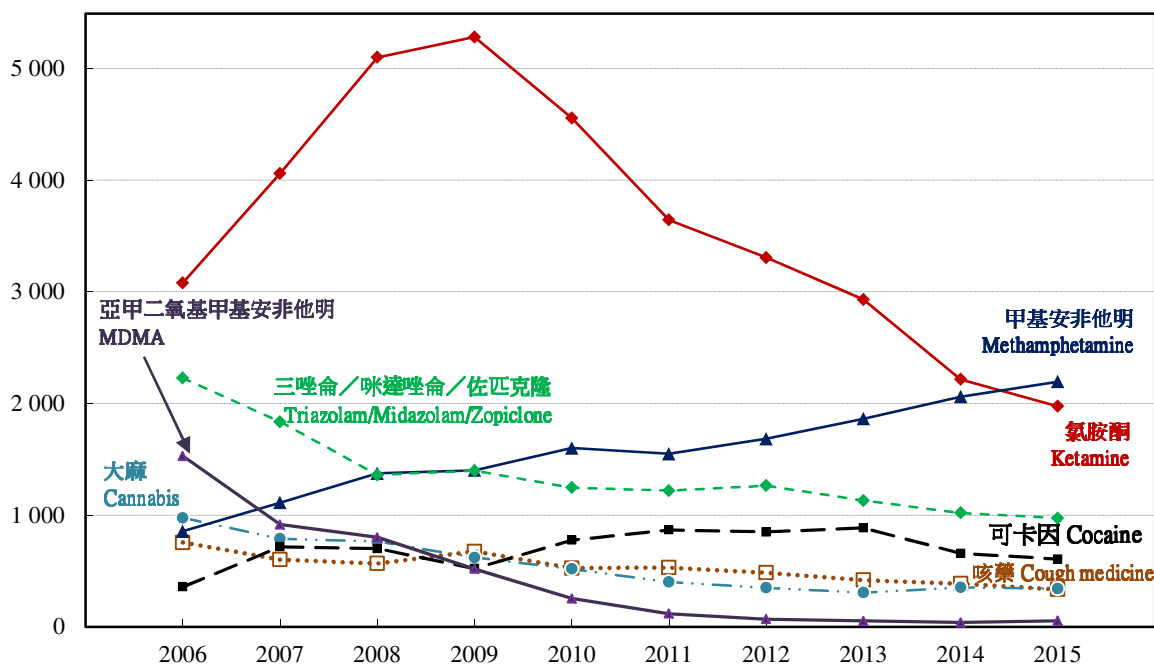
(Chart 2.5)

2.7 Among psychotropic substances, methamphetamine, ketamine, triazolam/midazolam/zopiclone, cocaine and cough medicine were more commonly abused in recent years. Ketamine was the most commonly abused psychotropic substance during 2006 to 2014. In 2015, methamphetamine surpassed ketamine to become the most popular psychotropic substance abused. Ketamine and triazolam/midazolam/zopiclone came second and third respectively. An increasing trend of abusing cocaine was also noted in recent years, and cocaine had ranked fourth since 2010, after triazolam/midazolam/zopiclone.

圖 2.5 被呈報吸食各種主要危害精神毒品者

Chart 2.5 Reported drug abusers of major types of psychotropic substances

人數 No. of persons



註釋： 個別吸毒者在某年內可被呈報多於一種毒品。

Note: More than one type of drugs may be reported for an individual drug abuser in a given year.

首次／曾被呈報吸毒者的吸毒趨勢
(表 1b)

2.8 首次被呈報的吸毒人數由 2006 年的 3 517 人，上升至 2008 年的 4 625 人。之後回落至 2015 年的 2 103 人。2015 年的數字較 2014 年(2 078 人)輕微上升 1%，但較 2008 年(4 625 人)下跌 55%。在 2010 年前，他們的平均年齡均為 23 歲；其後上升至 2015 年的 29 歲。他們在整體人數中所佔的百分比自 2006 年起持續上升至 2008 年的 32%，數字隨後逐步回落至 2015 年的 24%。

2.9 曾被呈報吸毒人士數目從 2006 年的 9 735 人下跌至 2015 年 6 495 人。他們一般較首次被呈報者年長，平均年齡介乎 38 至 41 歲。

男性／女性吸毒的趨勢
(表 1a)

2.10 被呈報男性吸毒者人數一貫較女性吸毒者為多，女性吸毒者所佔的比重在 2006 至 2015 年間一直維持在 18% 至 21%。被呈報男性吸毒者從 2006 年的 10 706 人，上升至 2008 年的 11 334 人；隨後持續回落。在 2015 年，人數為 6 827 人，較 2014 年減少 7%。而被呈報女性吸毒者人數由 2008 年的 2 907 人持續下跌至 2014 年的 1 680 人；2015 年則反彈 5% 至 1 771 人。

Drug Abuse Trends for Newly/Previously Reported Drug Abusers (Table 1b)

2.8 The number of newly reported drug abusers increased from 3 517 in 2006 to 4 625 in 2008, then decreased to 2 103 in 2015. A mild increase of 1% from 2014 (at 2 078) to 2015 was observed but there was a decline of 55% from 2008 (at 4 625) to 2015. Their average age was 23 years before 2010 and increased to 29 years in 2015. The proportion of newly reported drug abusers among all abusers had been on the rise since 2006 and stood at 32% in 2008, reversing gradually thereafter to 24% in 2015.

2.9 The number of previously reported drug abusers decreased from 9 735 in 2006 to 6 495 in 2015. These abusers were generally older than the newly reported abusers, with an average age between 38 and 41 years.

Male/Female Drug Abuse Trends
(Table 1a)

2.10 There are more male drug abusers than female drug abusers in general. The proportion of female drug abusers stayed at 18% to 21% of the total number of drug abusers from 2006 to 2015. The number of reported male drug abusers increased from 10 706 in 2006 to 11 334 in 2008. Thereafter, the number went down continually. In 2015, the number was 6 827, 7% lower than that in 2014. The number of reported female drug abusers dropped continually from 2 907 in 2008 to 1 680 in 2014. In 2015, the number rebounded by 5% to 1 771.

2.11 被呈報男性吸毒者的平均年齡有上升趨勢，從 2006 年的 36 歲上升至 2015 年的 40 歲。被呈報的女性吸毒者一般較男性年輕。被呈報女性吸毒者的平均年齡亦有上升趨勢，從 2006 年的 27 歲上升至 2015 年的 33 歲。

被呈報吸毒者的經濟活動身分 (表 1j 及圖 2.6)

2.12 被呈報吸毒者中，失業人士所佔比重從 2007 年起下降至少於半數，2015 年的比重為 45%。另一方面，受僱人士所佔比重從 2006 年的 39% 上升至 2015 年的 47%。學生所佔百分比則由 2006 年的 5%，上升至 2009 年的 8%，之後便持續回落至 2015 年的 1%。

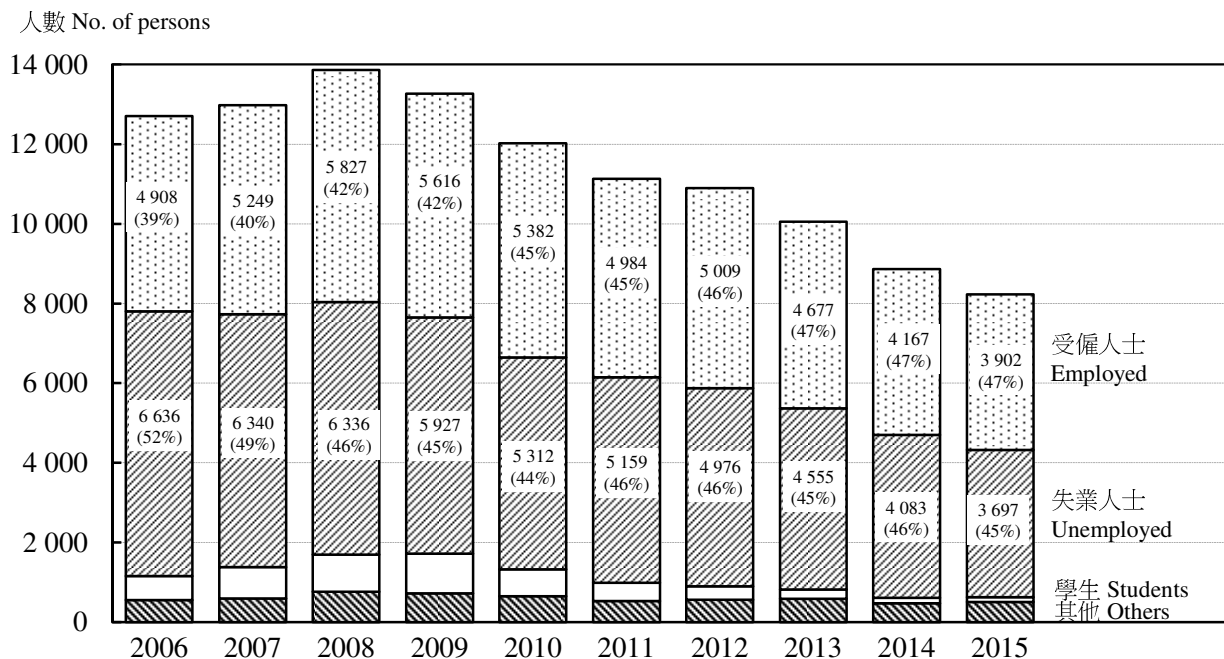
2.11 There was a rising trend in the average age of reported male drug abusers. It rose from 36 years in 2006 to 40 years in 2015. Reported female drug abusers were generally younger than male drug abusers. There was also a rising trend in the average age of reported female drug abusers, from 27 years in 2006 to 33 years in 2015.

Reported Drug Abusers by Economic Activity Status (Table 1j and Chart 2.6)

2.12 The proportion of reported drug abusers who were unemployed had since 2007 declined to less than half. The proportion in 2015 was 45%. On the other hand, the proportion of reported abusers who were employed increased from 39% in 2006 to 47% in 2015. The proportion of reported student drug abusers increased from 5% in 2006 to 8% in 2009, and then decreased continuously to 1% in 2015.

圖 2.6 被呈報吸毒者按經濟活動身分分布

Chart 2.6 Reported drug abusers by economic activity status



註釋：括號內的數字是指佔所有被呈報吸毒者的百分比。

Note: Figures in brackets refer to the percentage shares among all reported drug abusers.

吸食超過一種毒品

(表 1c)

2.13 吸毒者吸食超過一種毒品已成為現時一個普遍的現象。被呈報吸食多種毒品人士是指在某指定年份內被呈報吸食超過一種毒品的人士，不論有關毒品是否在同一時間混合吸食。

2.14 被呈報吸食多種毒品人士的比重由 2006 年的 32%，逐步回落到 2009 年的 22%，其後一直維持在同一水平。他們大部分吸食兩種毒品。

Abuse of More Than One Type of Drugs

(Table 1c)

2.13 Taking more than one type of drugs has become a common phenomenon among drug abusers nowadays. A reported multiple drug abuser is defined to be a person who is reported to have taken more than one type of drugs in a given year, irrespective of whether the drugs were taken concurrently on one occasion or not.

2.14 The proportion of reported multiple drug abusers decreased steadily from 32% in 2006 to 22% in 2009 and stayed at the same level thereafter. The majority of them abused two types of drugs.

毒齡 (圖 2.7)

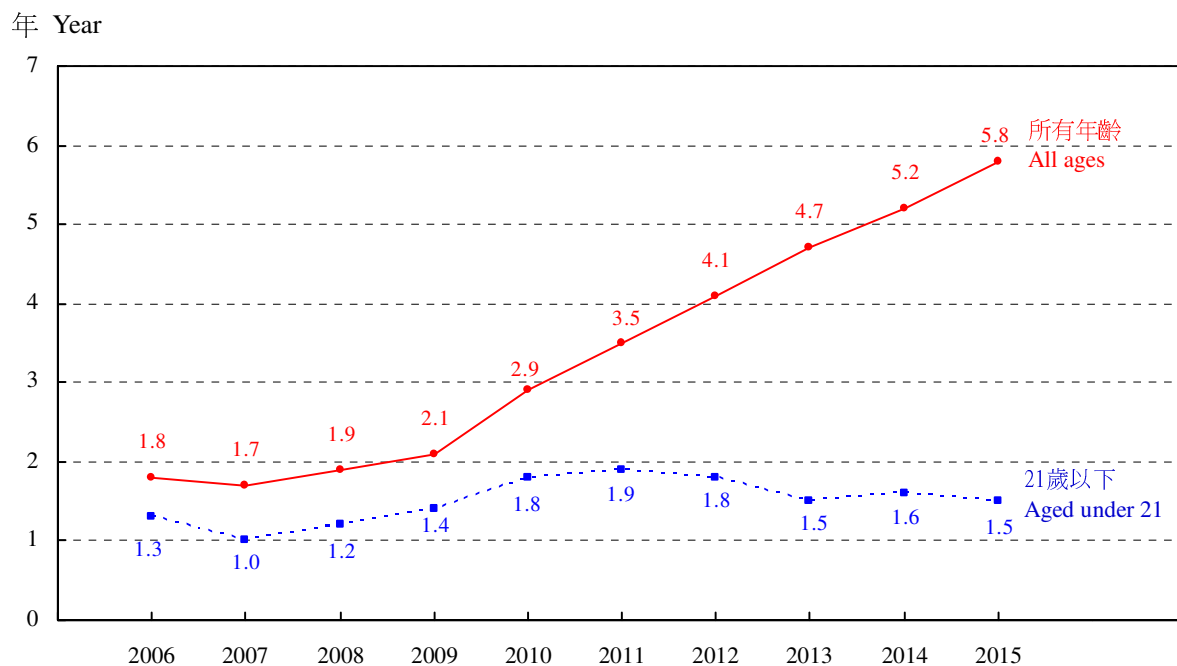
2.15 在 2006 年至 2009 年間，首次被呈報吸毒者的毒齡（即由初次吸毒至被檔案室呈報機構發現相隔的時間）的中位數維持於 1.7 年與 2.1 年之間，其後持續上升至 2015 年的 5.8 年。另一方面，首次被呈報而年齡在 21 歲以下的吸毒者的毒齡中位數，則從 2011 年們的高峰 1.9 年下降至 2015 年的 1.5 年。

Drug History (Chart 2.7)

2.15 The median drug history of newly reported abusers (i.e. the time lapse for abusers to be discovered by the CRDA reporting agencies from his first drug abuse) remained at 1.7 to 2.1 years during 2006 to 2009. It then increased continuously to 5.8 years in 2015. On the other hand, for those newly reported abusers aged under 21, the median drug history dropped to 1.5 years in 2015 after reaching the peak of 1.9 years in 2011.

圖 2.7 按年齡組別劃分的首次被呈報吸毒者的毒齡中位數

Chart 2.7 Median drug history of newly reported drug abusers by age group



被呈報吸食毒品人士的資料來源

(表 2.1 及 2.2)

2.16 在 2006 年至 2015 年間，21 歲及以上成年吸毒者資料的兩大來源分別為執法部門及美沙酮診所；在 2015 年，分別佔該等吸毒者 41% 和 38%。居第三位的是戒毒治療和康復服務中

Sources of Reported Drug Abusers

(Tables 2.1 and 2.2)

2.16 For adult drug abusers aged 21 and over, law enforcement agencies and methadone clinics were the two major sources of reporting during 2006 to 2015, taking up 41% and 38% of the drug abusers concerned respectively in 2015. Drug

心／濫用精神藥物者輔導中心／戒毒輔導服務中心，2015 年佔成年吸毒者 31%。

2.17 在 2006 年至 2015 年間，青少年外展隊、執法部門及戒毒治療和康復服務中心／濫用精神藥物者輔導中心／戒毒輔導服務中心是最主要提供 21 歲以下青少年吸毒者的資料來源；在 2015 年，分別佔青少年吸毒者的 35%、35% 及 27%。

2.18 按來源分析首次被呈報吸毒者的毒齡中位數，於 2014 年及 2015 年，由執法部門及青少年外展隊呈報的毒齡中位數較短，而呈報最長毒齡中位數的則是濫用精神藥物者輔導中心／戒毒輔導服務中心。除懲教署及社會福利署外，2011 年至 2015 年間從各個來源呈報的毒齡中位數均有上升，而由濫用精神藥物者輔導中心／戒毒輔導服務中心呈報的上升最大。

treatment and rehabilitation centres/counselling centres for psychotropic substance abusers/centres for drug counselling ranked third, taking up 31% of adult drug abusers in 2015.

2.17 As for young drug abusers aged under 21, youth outreaching teams, law enforcement agencies and drug treatment rehabilitation centres/counselling centres for psychotropic substance abusers/centres for drug counselling were the major sources of reporting during 2006 to 2015. They contributed to 35%, 35% and 27% of young abusers respectively in 2015.

2.18 The median drug history of newly reported abusers reported by law enforcement agencies and youth outreaching teams was shorter than that reported by other agencies during 2014 and 2015, while that reported by counselling centres for psychotropic substance abusers/centres for drug counselling was the longest. The median drug history had been increasing from 2011 to 2015 for all types of reporting agencies except the Correctional Services Department and Social Welfare Department. The increase for cases reported by counselling centres for psychotropic substance abusers/centres for drug counselling was the largest.

表 2.1 被呈報吸毒者按年齡組別及呈報機構類別分布
Table 2.1 Reported drug abusers by age group by type of reporting agency

呈報機構 Reporting agency	2006	2007	2008	2009	2010
%					
21 歲以下 Aged under 21					
執法部門 Law enforcement agencies ⁽¹⁾	27.7	36.0	36.4	32.7	35.0
美沙酮診所 Methadone clinics	0.8	0.9	1.1	1.3	2.0
非政府機構 Non-governmental organisations					
戒毒治療和康復服務中心／濫用精神藥物者 輔導中心／戒毒輔導服務中心 Drug treatment and rehabilitation centres/counselling centres for psychotropic substance abusers/centres for drug counselling	13.4	16.1	17.2	22.5	19.8
青少年外展隊 Youth outreaching teams	58.8	50.6	49.5	47.3	45.2
醫院管理局轄下的物質誤用診所及其他醫院／診所 Substance Abuse Clinics under Hospital Authority, and other hospitals/clinics	3.1	1.6	1.9	3.2	2.1
21 歲及以上 Aged 21 and over					
執法部門 Law enforcement agencies ⁽¹⁾	61.0	59.5	54.3	53.5	49.0
美沙酮診所 Methadone clinics	39.2	40.0	44.1	42.8	42.9
非政府機構 Non-governmental organisations					
戒毒治療和康復服務中心／濫用精神藥物者 輔導中心／戒毒輔導服務中心 Drug treatment and rehabilitation centres/counselling centres for psychotropic substance abusers/centres for drug counselling	21.5	21.1	21.0	24.1	25.0
青少年外展隊 Youth outreaching teams	1.9	1.8	3.8	2.8	3.4
醫院管理局轄下的物質誤用診所及其他醫院／診所 Substance Abuse Clinics under Hospital Authority, and other hospitals/clinics	3.9	3.8	2.9	3.4	4.3
所有年齡 All ages					
執法部門 Law enforcement agencies ⁽¹⁾	54.5	54.3	50.0	48.5	45.9
美沙酮診所 Methadone clinics	31.7	31.4	33.6	32.7	33.8
非政府機構 Non-governmental organisations					
戒毒治療和康復服務中心／濫用精神藥物者 輔導中心／戒毒輔導服務中心 Drug treatment and rehabilitation centres/counselling centres for psychotropic substance abusers/centres for drug counselling	19.9	20.0	20.1	23.7	23.8
青少年外展隊 Youth outreaching teams	13.0	12.6	14.9	13.6	12.8
醫院管理局轄下的物質誤用診所及其他醫院／診所 Substance Abuse Clinics under Hospital Authority, and other hospitals/clinics	3.7	3.3	2.6	3.3	3.8

註釋： 個別吸毒者在某年內可能同時被多於一個機構呈報。

Notes: An individual drug abuser may be reported by more than one agency in a given year.

(1) 數字包括香港警務處、懲教署和社會福利署轄下的感化辦事處。

(1) Figures include Hong Kong Police Force, Correctional Services Department and Probation Offices under Social Welfare Department.

表 2.1 (續) 被呈報吸毒者按年齡組別及呈報機構類別分布
Table 2.1 (Cont'd) Reported drug abusers by age group by type of reporting agency

呈報機構 Reporting agency	2011	2012	2013	2014	2015
%					
21 歲以下 Aged under 21					
執法部門 Law enforcement agencies ⁽¹⁾	34.3	37.5	31.0	31.5	34.6
美沙酮診所 Methadone clinics	2.4	3.5	2.2	3.2	5.0
非政府機構 Non-governmental organisations					
戒毒治療和康復服務中心／濫用精神藥物者 輔導中心／戒毒輔導服務中心 Drug treatment and rehabilitation centres/counselling centres for psychotropic substance abusers/centres for drug counselling	25.6	27.3	23.5	25.1	26.6
青少年外展隊 Youth outreaching teams	39.1	35.2	44.6	42.8	35.5
醫院管理局轄下的物質誤用診所及其他醫院／診所 Substance Abuse Clinics under Hospital Authority, and other hospitals/clinics	2.6	2.6	2.9	2.5	2.6
21 歲及以上 Aged 21 and over					
執法部門 Law enforcement agencies ⁽¹⁾	45.2	43.1	44.6	41.7	40.6
美沙酮診所 Methadone clinics	43.0	42.3	38.5	39.2	38.4
非政府機構 Non-governmental organisations					
戒毒治療和康復服務中心／濫用精神藥物者 輔導中心／戒毒輔導服務中心 Drug treatment and rehabilitation centres/counselling centres for psychotropic substance abusers/centres for drug counselling	28.9	29.8	29.5	30.5	30.7
青少年外展隊 Youth outreaching teams	2.8	3.7	3.9	3.3	3.6
醫院管理局轄下的物質誤用診所及其他醫院／診所 Substance Abuse Clinics under Hospital Authority, and other hospitals/clinics	4.5	4.1	4.5	4.5	3.8
所有年齡 All ages					
執法部門 Law enforcement agencies ⁽¹⁾	43.3	42.3	43.0	40.8	40.1
美沙酮診所 Methadone clinics	35.9	36.6	34.2	35.9	35.8
非政府機構 Non-governmental organisations					
戒毒治療和康復服務中心／濫用精神藥物者 輔導中心／戒毒輔導服務中心 Drug treatment and rehabilitation centres/counselling centres for psychotropic substance abusers/centres for drug counselling	28.3	29.4	28.8	30.0	30.4
青少年外展隊 Youth outreaching teams	9.1	8.3	8.7	6.9	6.0
醫院管理局轄下的物質誤用診所及其他醫院／診所 Substance Abuse Clinics under Hospital Authority, and other hospitals/clinics	4.2	3.9	4.3	4.3	3.7

註釋： 個別吸毒者在某年內可能同時被多於一個機構呈報。

Notes: An individual drug abuser may be reported by more than one agency in a given year.

(1) 數字包括香港警務處、懲教署和社會福利署轄下的感化辦事處。

(1) Figures include Hong Kong Police Force, Correctional Services Department and Probation Offices under Social Welfare Department.

表 2.2 按呈報機構類別劃分的首次被呈報吸毒者的毒齡中位數
Table 2.2 Median drug history of newly reported drug abusers by type of reporting agency

呈報機構 Reporting agencies	No. of years				
	2006	2007	2008	2009	2010
執法部門 Law enforcement agencies	1.7	1.6	1.7	1.8	2.0
懲教署 Correctional Services Department	2.5	3.1	2.9	2.8	2.7
香港警務處 Hong Kong Police Force	1.3	1.3	1.3	1.5	1.9
社會福利署 Social Welfare Department ⁽¹⁾	1.6	1.6	1.7	1.5	1.9
美沙酮診所 Methadone clinics	6.7	5.9	5.5	5.8	6.4
非政府機構 Non-governmental organisations	1.8	1.5	1.9	2.3	3.3
戒毒治療和康復服務中心 Drug treatment and rehabilitation centres	2.0	2.4	2.6	3.0	4.5
濫用精神藥物者輔導中心/戒毒輔導服務中心 Counselling centres for psychotropic substance abusers/centres for drug counselling	2.2	2.0	2.3	2.9	3.7
青少年外展隊 Youth outreaching teams	1.6	1.2	1.5	1.7	2.5
醫院管理局轄下的物質誤用診所及其他醫院/診所 Substance Abuse Clinics under Hospital Authority, and other hospitals/clinics	4.3	4.4	4.3	3.9	5.5

呈報機構 Reporting agencies	No. of years				
	2011	2012	2013	2014	2015
執法部門 Law enforcement agencies	2.2	2.6	2.4	2.9	2.5
懲教署 Correctional Services Department	3.2	2.9	2.6	3.3	2.8
香港警務處 Hong Kong Police Force	1.8	2.5	2.3	2.8	2.4
社會福利署 Social Welfare Department ⁽¹⁾	3.0	2.4	3.0	1.7	2.9
美沙酮診所 Methadone clinics	5.5	8.4	8.8	6.9	5.7
非政府機構 Non-governmental organisations	4.4	5.3	6.1	7.0	8.8
戒毒治療和康復服務中心 Drug treatment and rehabilitation centres	5.2	5.3	6.7	7.3	7.5
濫用精神藥物者輔導中心/戒毒輔導服務中心 Counselling centres for psychotropic substance abusers/centres for drug counselling	5.3	6.6	8.3	8.1	9.6
青少年外展隊 Youth outreaching teams	2.6	2.5	2.7	2.2	3.0
醫院管理局轄下的物質誤用診所及其他醫院/診所 Substance Abuse Clinics under Hospital Authority, and other hospitals/clinics	5.6	5.9	6.6	5.9	7.1

註釋： 個別吸毒者在某年內可能同時被多於一個機構呈報。

Notes : An individual drug abuser may be reported by more than one agency in a given year.

(1) 數字包括社會福利署轄下的感化辦事處。

(1) Figures include Probation Offices under Social Welfare Department.