

### 3 2017 年被呈報吸毒者的特徵 Characteristics of Reported Drug Abusers in 2017

#### 與對上一年情況的主要比較

(表 1a、1b、1d 及圖 3.1)

3.1 被呈報吸毒者總人數在 2017 年 (6 725 人) 持續下降, 較 2016 年 (8 239 人) 減少 18%。

3.2 海洛英仍然是被呈報吸毒者中最常吸食的毒品。然而, 2017 年被呈報吸食海洛英的人數 (3 699 人) 較 2016 年 (4 058 人) 下跌 9%, 而佔所有被呈報吸毒人數百分比 (55%) 則略高於 2016 年 (50%)。

3.3 與 2016 年比較, 2017 年吸食危害精神毒品的人數下跌 25% (由 5 295 人減至 3 952 人); 而吸食麻醉鎮痛劑 (主要為海洛英) 的人數亦下跌 9% (由 4 060 人減至 3 702 人)。

3.4 在 2017 年, 甲基安非他明是最常被吸食的危險精神毒品, 隨後是三唑侖/咪達唑侖/佐匹克隆及可卡因。被呈報吸食甲基安非他明的人數下跌 31% (由 2 489 人減至 1 727 人), 當中 8% 為 21 歲以下。被呈報吸食三唑侖/咪達唑侖/佐匹克隆的人數下跌 11% (由 984 人減至 875 人), 當中少於 1% 為 21 歲以下。然而被呈報吸食可卡因的人數上升 5% (由 2016 年的 801 人升至 2017 年的 839 人), 當中 27% 為 21 歲以下。

#### Major Comparison with Preceding Year

(Table 1a, 1b, 1d and Chart 3.1)

3.1 There was a continued decline in the total number of reported drug abusers in 2017 (at 6 725), which was 18% lower than that in 2016 (at 8 239).

3.2 Heroin remained the single most popular type of drug abused among reported abusers. However, the total number of reported heroin abusers in 2017 (at 3 699) was 9% lower than that in 2016 (at 4 058). Its proportion against the total number of reported drug abusers in 2017 (55%) was slightly higher than that in 2016 (50%).

3.3 Comparing to 2016, the number of psychotropic substance abusers in 2017 lowered by 25% (from 5 295 to 3 952), and those taking narcotics analgesics (mainly heroin) decreased by 9% (from 4 060 to 3 702).

3.4 In 2017, methamphetamine was the most popular type of psychotropic substance abused, followed by triazolam/midazolam/zopiclone and cocaine. The number of reported methamphetamine abusers dropped by 31% (from 2 489 to 1 727), with 8% of whom aged under 21. For triazolam/midazolam/zopiclone, the number of reported abusers was 11% lower (from 984 to 875), with less than 1% of whom aged under 21. However, the total number of reported cocaine abusers increased by 5% (from 801 in 2016 to 839 in 2017), with 27% of whom aged under 21.

3.5 與 2016 年比較，2017 年吸食其他主要危害精神毒品的人數都有所下降—氯胺酮（由 1 262 人減至 604 人，減少 52%）、亞甲二氧基甲基安非他明（由 54 人減至 26 人，減少 52%）、咳藥（由 432 人減至 246 人，減少 43%）、大麻（由 448 人減至 386 人，減少 14%）及硝甲西泮（由 29 人減至 25 人，減少 14%）。

3.6 被呈報的 21 歲以下青少年吸毒者繼續減少，由 2016 年的 518 人減少 12% 至 2017 年的 455 人。被呈報吸毒青少年的比重則由 6% 輕微上升至 7%。

3.7 所有被呈報吸毒者的平均年齡由 39 歲增至 41 歲，而被呈報的 21 歲以下青少年吸毒者的平均年齡維持在 18 歲。

3.8 男性吸毒者的人數下跌，由 2016 年的 6 745 人減少 19% 至 2017 年的 5 488 人；女性吸毒者的人數則由 2016 年的 1 494 人減少 17% 至 2017 年的 1 237 人。

3.9 在 2017 年，首次被呈報吸毒者（1 535 人）較 2016 年（2 024 人）下跌 24%，而曾被呈報的人數則為 5 190 人，下跌了 16%。以佔所有被呈報吸毒者的百分比計算，首次被呈報人士的比重由 2016 年的 25% 輕微下跌至 2017 年的 23%。

3.5 Comparing to 2016, the number of abusers of other major types of psychotropic substances had seen a reduction in 2017 – ketamine (having decreased by 52% from 1 262 to 604), MDMA (having decreased by 52% from 54 to 26), cough medicine (having dropped by 43% from 432 to 246), cannabis (having dropped by 14% from 448 to 386) and nimetazepam (having dropped by 14% from 29 to 25).

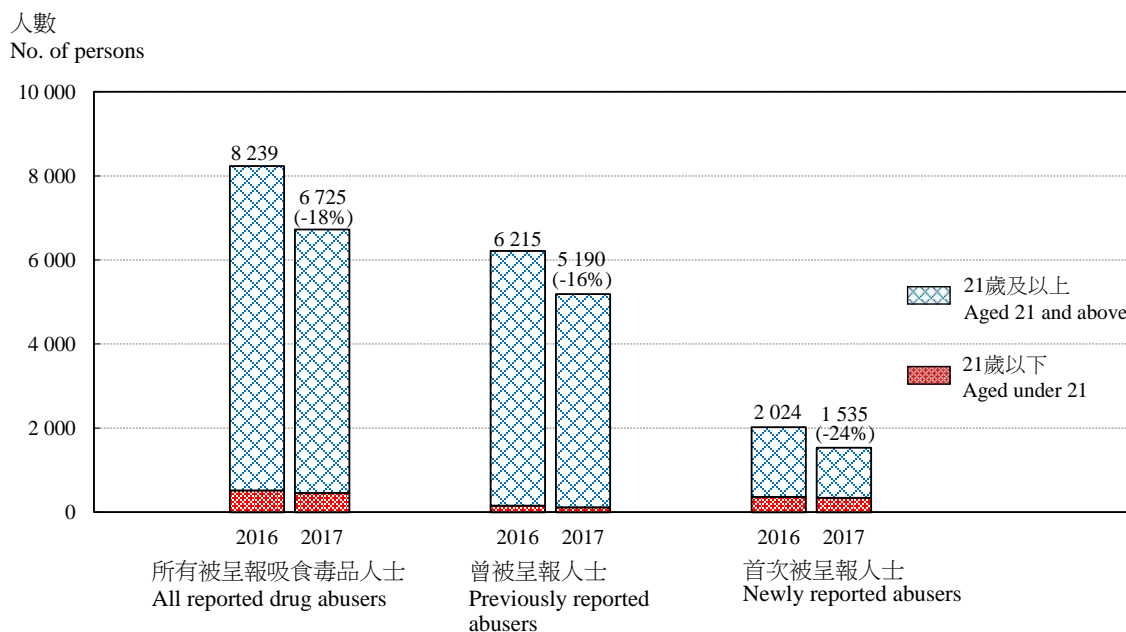
3.6 For reported young drug abusers aged under 21, the number continued to decrease by 12% from 518 in 2016 to 455 in 2017. The proportion of reported young drug abusers slightly increased from 6% to 7%.

3.7 The average age of all reported drug abusers increased from 39 to 41 years, while the average age of reported young drug abusers aged under 21 remained at 18 years.

3.8 The number of male abusers had decreased by 19% from 6 745 in 2016 to 5 488 in 2017, while the number of female abusers dropped by 17% from 1 494 in 2016 to 1 237 in 2017.

3.9 The number of newly reported drug abusers in 2017 (at 1 535) was 24% lower than that in 2016 (at 2 024), while that of previously reported abusers decreased by 16% to 5 190. As a percentage of all reported drug abusers, the proportion of newly reported abusers slightly decreased from 25% in 2016 to 23% in 2017.

圖 3.1 按年齡組別劃分的 2016 及 2017 年首次／曾被呈報吸食毒品者  
Chart 3.1 Newly/previously reported drug abusers in 2016 and 2017 by age group



註釋：括號內的數字是指與前一年比較的變動百分比。

Note: Figures in brackets indicate the percentage change over the preceding year.

### 年齡和性別

(表 1a 及圖 3.2-3.3)

3.10 在 2017 年所有被呈報的 6 725 名吸毒者中，24% 的年齡介乎 31 至 40 歲，20% 介乎 21 至 30 歲，5% 介乎 18 至 20 歲，2% 介乎 16 至 17 歲，只有 1% 在 12-15 歲。而年齡介乎 21 至 35 歲的年輕成年人佔 30%。

3.11 被呈報吸毒者大部分 (82%) 為男性，他們的平均年齡為 42 歲，一般較被呈報女性吸毒者 (平均年齡 36 歲) 年長。女性吸毒者年齡在 41 歲以下的百分比為 65%，而男性吸毒者的相關百分比則只有 49%。

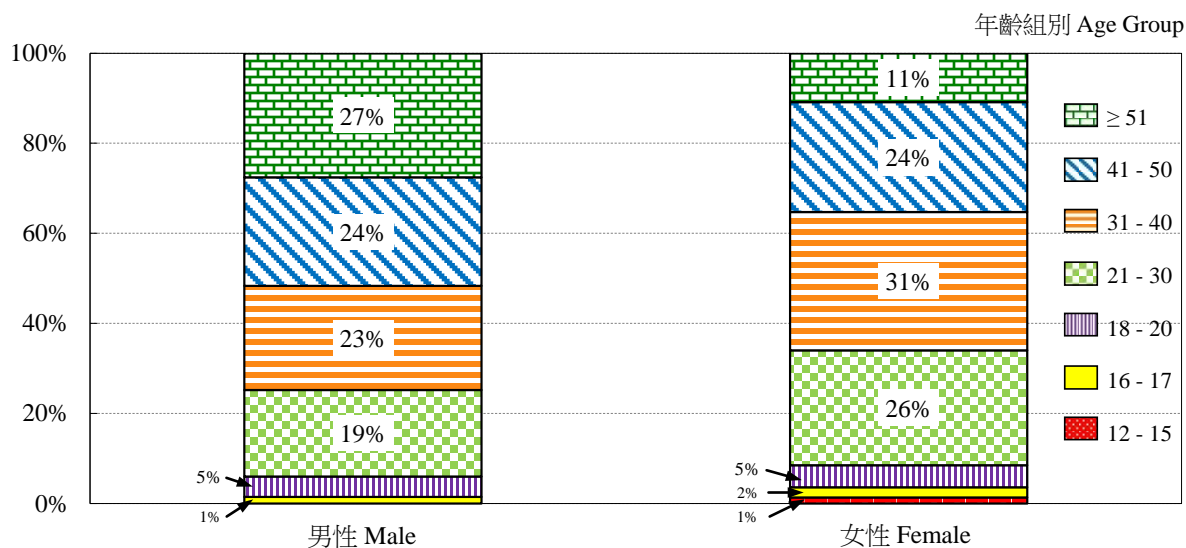
### Age and Sex

(Table 1a and Chart 3.2-3.3)

3.10 Of all 6 725 reported drug abusers in 2017, 24% were aged 31-40, 20% were aged 21-30, 5% were aged 18-20, 2% were aged 16-17 and only 1% were aged 12-15. Meanwhile, 30% were young adults aged 21-35.

3.11 The majority (82%) of reported drug abusers were males. Reported male drug abusers, with an average age of 42 years, were in general older than female abusers (with an average age of 36 years). The proportion of female abusers aged under 41 was 65% while the corresponding proportion of male abusers was only 49%.

圖 3.2 按性別劃分的 2017 年被呈報吸毒者的年齡分布  
Chart 3.2 Age distribution of reported drug abusers in 2017 by sex



註釋：被呈報吸毒者中並無年齡低於 12 歲者。  
男性中少於 0.5% 為 12 - 15 歲。

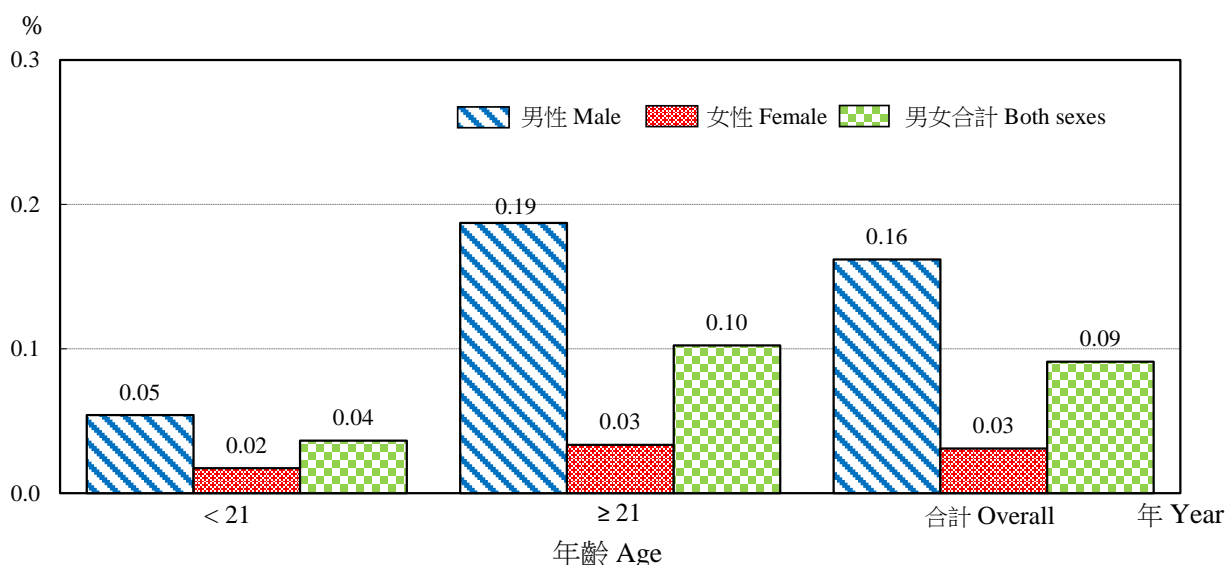
Notes : No drug abuser aged under 12 was reported.  
For males, less than 0.5% were aged 12 - 15.

3.12 在 2017 年，在每 100 名人口中被呈報的吸毒人數約為 0.1 人，而男性所佔的比例較女性為高。

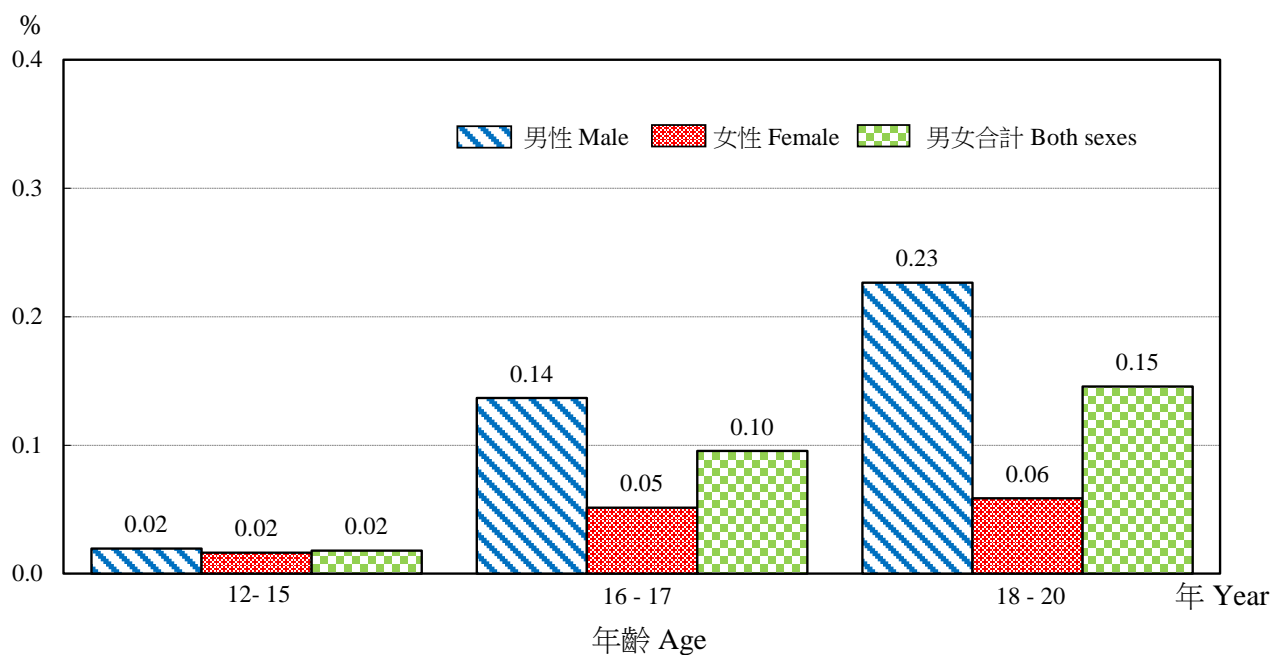
3.12 In 2017, the number of reported drug abusers per 100 population was about 0.1. The proportion was higher in male drug abusers than female abusers.

圖 3.3 2017 年被呈報吸毒者佔人口比例  
Chart 3.3 Ratio of reported drug abusers to population in 2017

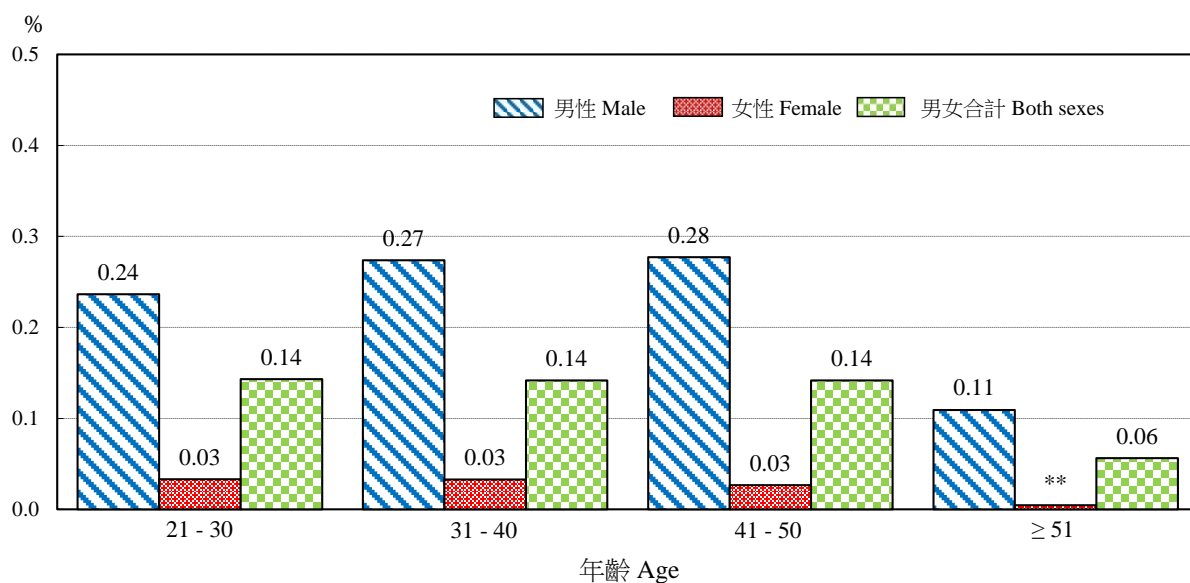
(a) 所有年齡 All ages



(b) 21 歲以下 Aged under 21



(c) 21 歲及以上 Aged 21 and above



註釋：佔人口比例百分比指被呈報吸毒者佔各相關年齡／性別組別內每一百名年底人口的比例。

被呈報吸毒者中並無年齡低於 12 歲者。

\*\* 少於 0.005。

Notes : The ratios in % refer to the number of reported drug abusers per 100 year-end population in the respective age/sex groups.

No drug abusers aged under 12 was reported.

\*\* Less than 0.005.

**首次吸食毒品年齡 (表 1i)**

3.13 34%的被呈報吸毒者報稱在 12 至 15 歲之間開始吸毒，18%在 16 至 17 歲之間，21%在 18 至 20 歲之間，11%在 21 至 25 歲之間，其餘 12%及 3%分別在 25 歲之後及 12 歲之前。所有被呈報吸毒者及被呈報的 21 歲以下青少年吸毒者首次吸毒的平均年齡分別為 19 歲及 16 歲。

**吸食的毒品種類 (表 1d 及圖 3.4)**

3.14 在 2017 年，逾半數 (55%) 的吸毒者被呈報曾吸食海洛英。其他較常被吸食的毒品依次為甲基安非他明 (26%)、三唑侖／咪達唑侖／佐匹克隆 (13%)、可卡因 (13%)、氯胺酮 (9%)、大麻 (6%) 及咳藥 (4%)。

3.15 在被呈報的 21 歲以下青少年吸毒者中，可卡因是最常被吸食的毒品。在 2017 年，有 51% 的被呈報青少年吸毒者吸食可卡因，其次是甲基安非他明 (30%)、大麻 (28%)、氯胺酮 (8%)、海洛英 (3%) 和咳藥 (2%)。男性和女性首三位最常吸食的毒品相同。

3.16 在被呈報的 21 歲及以上成年吸毒者中，海洛英是最常被吸食的毒品種類 (佔 59%)，其次是甲基安非他明 (26%) 和三唑侖／咪達唑侖／佐匹克隆 (14%)。男性和女性首兩位最常吸食的毒品相同。

**Age of First Abuse (Table 1i)**

3.13 34% of the reported drug abusers claimed to have started drug abuse at the age between 12 and 15, 18% between 16 and 17, 21% between 18 and 20, 11% between 21 and 25, and the remaining 12% and 3% at the age over 25 and below 12 respectively. The average ages of first abuse of all reported drug abusers and reported young drug abusers aged under 21 were 19 and 16 years respectively.

**Type of Drugs Abused (Table 1d and Chart 3.4)**

3.14 In 2017, more than half (55%) of drug abusers were reported to have abused heroin. Other commonly abused drugs were methamphetamine (26%), triazolam/midazolam/zopiclone (13%), cocaine (13%), ketamine (9%), cannabis (6%) and cough medicine (4%).

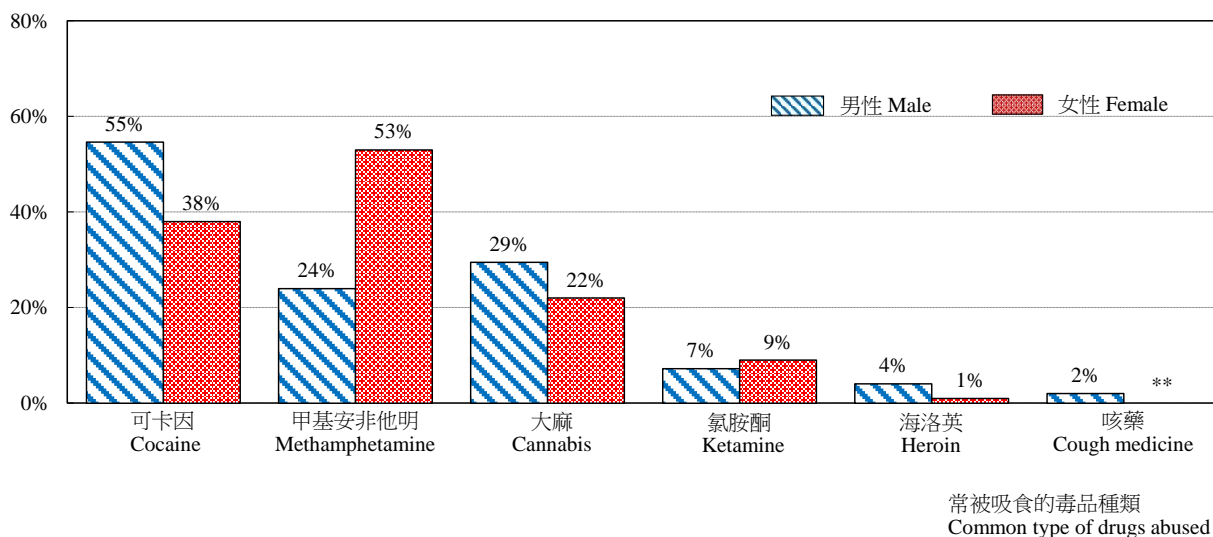
3.15 Among the reported young drug abusers aged under 21, cocaine was the most popular type of drug abused and was taken by 51% of them in 2017. This was followed by methamphetamine (30%), cannabis (28%), ketamine (8%), heroin (3%) and cough medicine (2%). The top three popular types of drugs abused were the same for both males and females.

3.16 Among the reported adult drug abusers aged 21 and above, heroin was the most common type of drug abused (59%), followed by methamphetamine (26%) and triazolam/midazolam/zopiclone (14%). The top two popular types of drugs abused were the same for both males and females.

圖 3.4 按年齡組別及性別劃分的 2017 年被呈報吸毒者的常被吸食毒品種類  
 Chart 3.4 Common types of drugs abused by reported drug abusers in 2017 by age group by sex

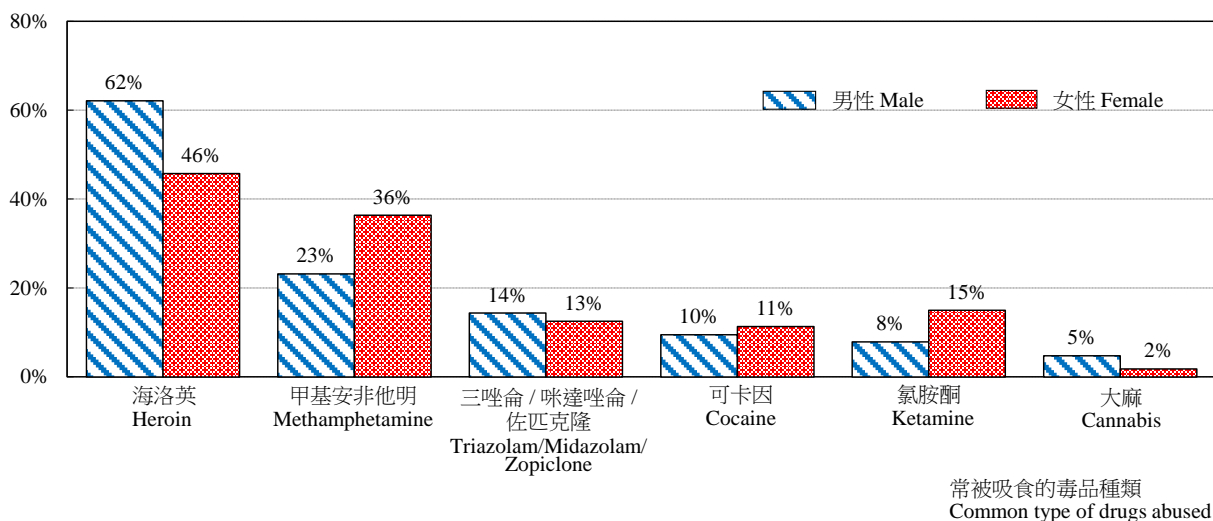
(a) 21 歲以下 Aged under 21

佔在相關性別組別內所有被呈報吸食毒品人士的百分比  
 Percentage of reported drug abusers in the respective sex groups



(b) 21 歲及以上 Aged 21 and above

佔在相關性別組別內所有被呈報吸食毒品人士的百分比  
 Percentage of reported drug abusers in the respective sex groups



註釋：個別吸毒者在某年內可被呈報多於一種毒品。

Notes: More than one type of drugs may be reported for an individual drug abuser in a given year.

\*\* 少於 0.5%。

\*\* Less than 0.5%.

**吸食毒品方法 (表 3d)**

3.17 吸毒者各有不同的吸毒方法。被呈報吸食海洛英和甲基安非他明者最普遍是用吸入煙霧方法吸毒（在 2017 年，約六成吸食海洛英者和約八成半吸食甲基安非他明者採用這種方法吸毒）；而鼻吸是吸食氯胺酮最常用方法（佔吸食氯胺酮者 94%）；注射是吸食三唑侖／咪達唑侖／佐匹克隆最常用方法（佔吸食三唑侖／咪達唑侖／佐匹克隆者 48%）；口服是服食咳藥的唯一方法；而以香煙或煙管吸食是吸食大麻及可卡因較普遍方法（分別佔吸食大麻者 83% 及可卡因者 57%）。

**吸食毒品地方 (表 1f)**

3.18 在 2017 年，絕大部分（99%）被呈報吸毒者均有在香港吸毒。而有 258 名吸毒者（或佔吸毒者 4%）曾在中國內地（主要在深圳）吸毒。

**吸食毒品地點 (表 1g 及圖 3.5)**

3.19 於 2017 年，58% 的吸毒者只在家／朋友的家中吸毒，另外 21% 吸毒者曾在家／朋友的家及其他地點吸毒。

**Method of Taking Drugs (Table 3d)**

3.17 Abusers have different habits with regard to the method of taking drugs. Fume inhaling was the most common method of taking heroin and methamphetamine (adopted by some 60% of heroin abusers and around 85% of methamphetamine abusers in 2017); sniffing was the most common method of taking ketamine (94% of ketamine abusers); injection was the most common method of taking triazolam/midazolam/zopiclone (48% of triazolam/midazolam/zopiclone abusers); oral ingestion was the only method of taking cough medicine; and smoking was the more common method of taking cannabis and cocaine (83% of cannabis abusers and 57% of cocaine abusers).

**Place of Abusing Drugs (Table 1f)**

3.18 The majority (99%) of the reported drug abusers took drugs in Hong Kong in 2017. 258 persons (or 4% of reported drug abusers) were reported to have taken drugs in Mainland China (mainly in Shenzhen).

**Locality of Abusing Drugs (Table 1g and Chart 3.5)**

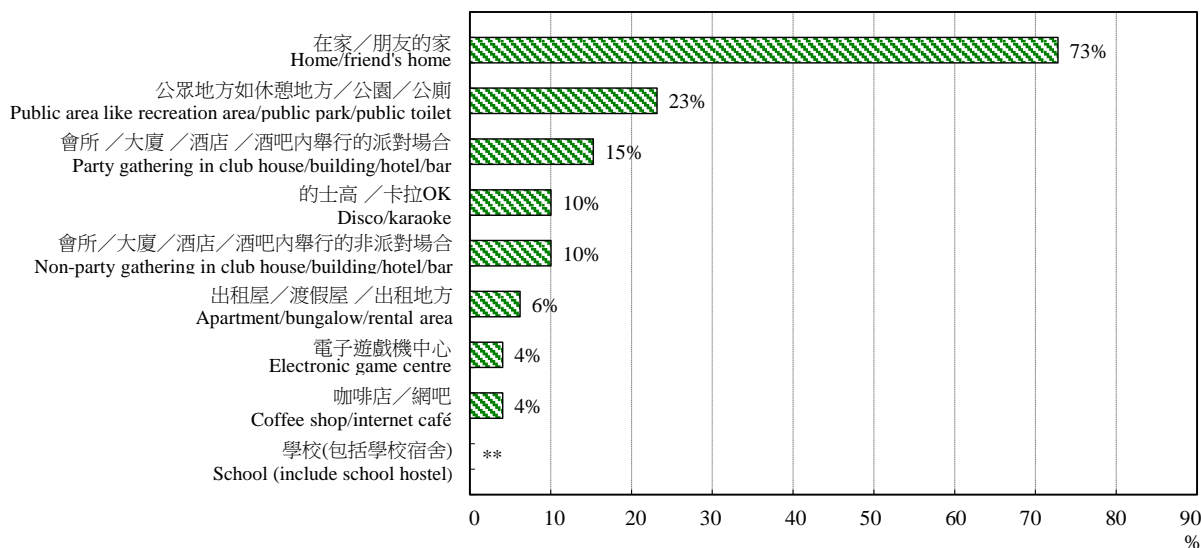
3.19 58% of the drug abusers took drugs at home/friend's home only, while 21% took drugs at home/friend's home and other localities in 2017.



圖 3.5 按年齡組別劃分的 2017 年被呈報吸毒者吸食毒品地點分布  
 Chart 3.5 Localities of abusing drugs of reported drug abusers in 2017 by age group

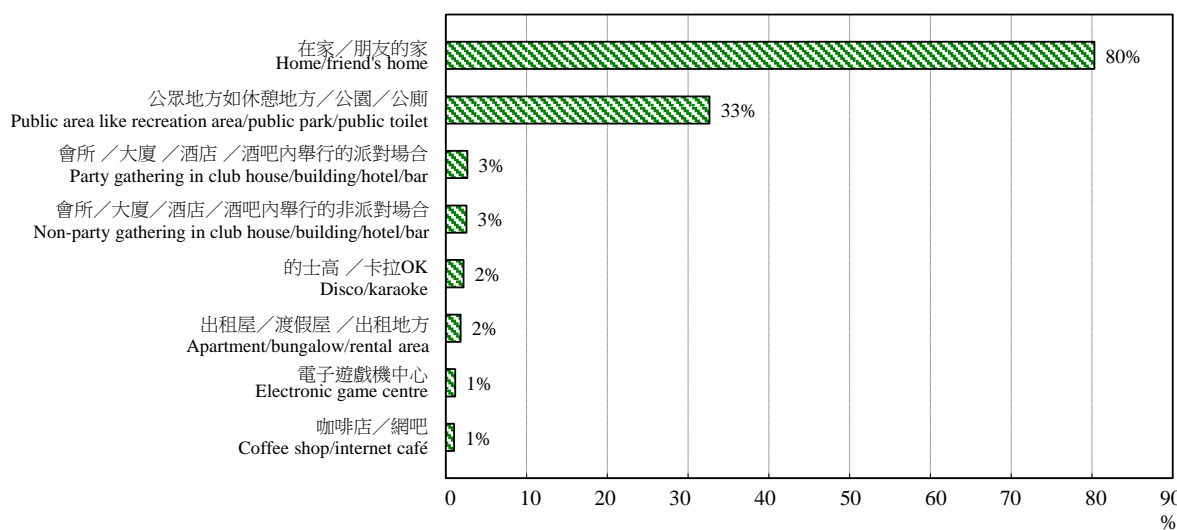
(a) 21 歲以下 Aged under 21

吸食毒品地點  
 Locality of abusing drugs



(b) 21 歲及以上 Aged 21 and above

吸食毒品地點  
 Locality of abusing drugs



註釋：個別吸毒者在某年內報稱的地點可超過一處。

Note: More than one locality may be reported for an individual drug abuser in a given year.

\*\* 少於 0.5%。

\*\* Less than 0.5%.

3.20 55%的21歲以下青少年吸毒者曾在家／朋友的家以外的其他地點吸毒，而成年吸毒者的相應百分比為41%。在其他地點中，以公眾地方如休憩地方／公園／公廁最常見。33%被呈報的21歲及以上成年吸毒者和23%青少年吸毒者曾在公眾地方如休憩地方／公園／公廁吸毒。

### 現時吸食毒品原因

(表 1h 及圖 3.6)

3.21 吸毒原因方面，在所有被呈報吸毒者當中，最普遍的原因為「避免因沒有吸食毒品而感到不適」(佔被呈報吸毒者49%)、「解悶／情緒低落／壓力」(43%)和「受到同輩朋友影響／想和同輩朋友打成一片」(32%)。

3.22 至於21歲以下的吸毒者，最普遍的吸毒原因是「受到同輩朋友影響／想和同輩朋友打成一片」(56%)，其次是「解悶／情緒低落／壓力」(50%)和「出於好奇」(30%)。

3.20 55% of the young drug abusers aged under 21 took drugs at other localities irrespective of whether they took drugs at home/friend's home, compared with 41% for the adult counterparts. Among the other localities, public areas like recreation area/public park/public toilet topped the list. 33% of the reported abusers aged 21 and above and 23% of those aged under 21 were reported to have taken drugs at public areas like recreation area/public park/public toilet.

### Reason for Current Drug Abuse

(Table 1h and Chart 3.6)

3.21 Regarding the reasons for taking drugs, the most common ones for all reported drug abusers were “to avoid discomfort of its absence” (49% of reported drug abusers), “relief of boredom/depression/stress” (43%) and “peer influence/to identify with peers” (32%).

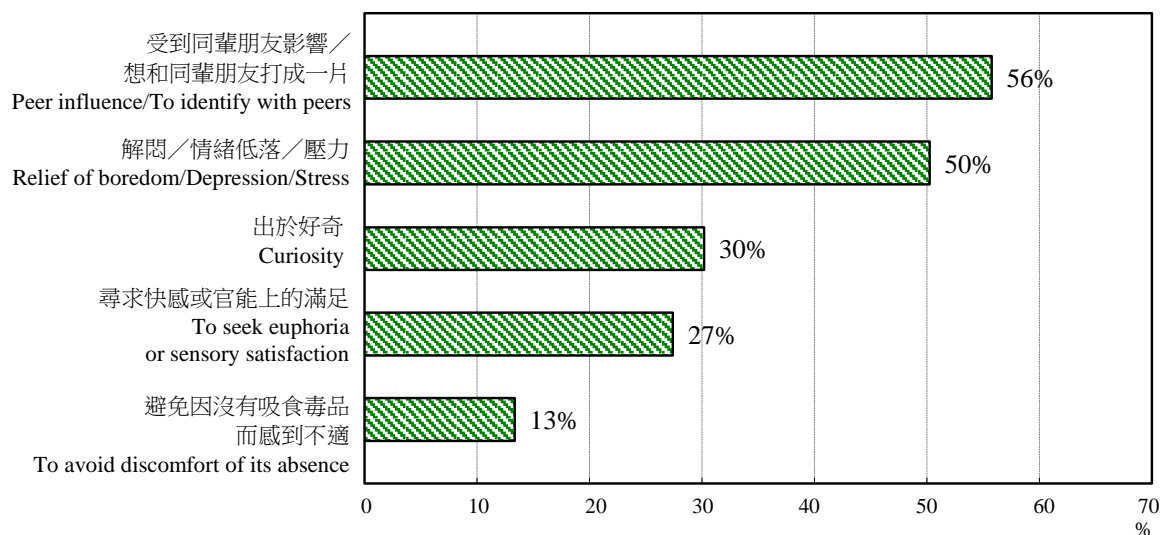
3.22 For drug abusers aged under 21, “peer influence/to identify with peers” (56%) was the most common reason for taking drugs, followed by “relief of boredom/depression/stress” (50%) and “curiosity” (30%).

圖 3.6 按年齡組別劃分的 2017 年被呈報吸毒者現時吸食毒品原因

Chart 3.6 Reasons for current drug use of reported drug abusers in 2017 by age group

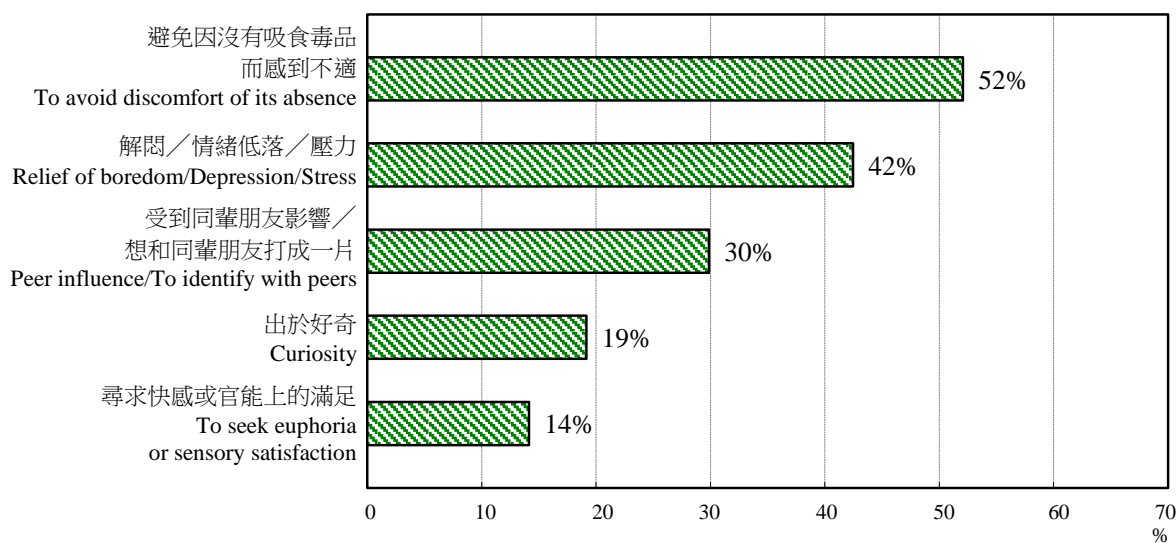
## (a) 21 歲以下 Aged under 21

現時吸食毒品原因  
Reason for current drug use



## (b) 21 歲及以上 Aged 21 and above

現時吸食毒品原因  
Reason for current drug use



註釋：個別被呈報吸毒者在某年內可被呈報多於一個現時吸食毒品原因。

Note: More than one reason for current drug use may be reported for an individual drug abuser in a given year.

**經濟活動身分 (表 1j)**

3.23 47%的吸毒者在被呈報時為失業人士，另 31%是全職工作人士，13%是散工／兼職工作人士及 1%是學生。而學生佔被呈報青少年吸毒者的比重達 17%。

**教育程度 (表 1k)**

3.24 在 2017 年的被呈報吸毒者中，半數曾接受初中教育，23%曾接受高中教育，22%曾接受小學教育及 3%曾接受專上教育。

**種族 (表 1l)**

3.25 華裔一向為被呈報吸毒者中最主要的族裔，佔 2017 年吸毒人士 89%。其他被呈報的少數族裔吸毒者依次為尼泊爾裔 (4%)、印度裔／巴基斯坦裔／孟加拉裔／斯里蘭卡裔 (3%) 和越南裔 (2%)。

**婚姻狀況 (表 1m)**

3.26 在被呈報吸毒者中，47%從未結婚，34%為已婚或同居，19%已離婚或分居，餘下 1%為鰥寡。男性和女性的婚姻狀況分布相若。

**Economic Activity Status (Table 1j)**

3.23 47% of the reported drug abusers were unemployed at the time of report. Another 31% were full-time workers, 13% were casual/part-time workers and 1% were students. Among the reported young drug abusers, the proportion of students was 17%.

**Educational Attainment (Table 1k)**

3.24 Half of reported drug abusers in 2017 attained lower secondary education, 23% upper secondary education, 22% primary education and 3% post-secondary education.

**Ethnicity (Table 1l)**

3.25 Chinese had been the dominant ethnic group of reported drug abusers, at 89% of the drug abusers in 2017. Other reported drug abusers of ethnic minority groups included Nepalese (4%), Indian/Pakistani/Bangladeshi/Sri Lankan (3%) and Vietnamese (2%).

**Marital Status (Table 1m)**

3.26 47% of the reported drug abusers had never been married, 34% married or cohabiting, 19% divorced or separated and the remaining 1% widowed. Males and females showed a similar distribution of marital status.

**伴侶是否吸毒人士 (表 1m)**

3.27 在已婚或同居的被呈報吸毒者中，20%報稱他們的伴侶也吸毒。女性被呈報吸毒者當中，其伴侶也吸毒的比重為 42%，遠高於男性吸毒者的相應比重（14%）。

**居住地區 (表 1n)**

3.28 深水埗（12%）、油尖旺（11%）和觀塘（11%）為最多被呈報吸毒者居住的地區。至於 21 歲以下的吸毒者，主要居住在沙田（13%）、葵青（13%）和屯門（10%）。

**居住單位類型 (表 1o)**

3.29 逾半數（58%）被呈報吸毒者居住在公營租住單位，37%居住在私人住宅單位，3%居住在資助出售單位。

**曾否有犯罪紀錄 (表 1p)**

3.30 73%的被呈報吸毒者曾有犯罪紀錄，其中大多為只與毒品有關的罪行（32%），或與毒品有關及其他罪行（30%）；而 10%為只有與毒品無關的罪行。在被呈報的 21 歲及以上成年吸毒者中，曾有犯罪紀錄者佔 75%，較 21 歲以下青少年吸毒者的相應百分比（42%）為高。

**Whether Partner Took Drugs (Table 1m)**

3.27 Of those married or cohabiting, 20% reported that their partners also abused drugs. The proportion of reported female abusers with partners also abusing drugs was 42%, much higher than the corresponding proportion of male abusers (14%).

**District of Residence (Table 1n)**

3.28 Sham Shui Po (12%), Yau Tsim Mong (11%) and Kwun Tong (11%) were the districts which had the highest number of reported drug abusers residing. For drug abusers aged under 21, Sha Tin (13%), Kwai Tsing (13%) and Tuen Mun (10%) were the major districts.

**Type of Quarters (Table 1o)**

3.29 More than half (58%) of the reported drug abusers resided in public rental flats, 37% in private residential flats and 3% in subsidized sale flats.

**Whether Previously Convicted (Table 1p)**

3.30 73% of the reported drug abusers had previously been convicted. Among them, most had previous convictions of either drug-related offences only (32%) or both drug-related and other offences (30%), while 10% had previous convictions of other offences only. The proportion of previously convicted abusers among the reported adult abusers aged 21 and above was 75%, which was higher than that among the young drug abusers aged under 21 (42%).