

藥物濫用資料中央檔案室

第六十八號報告書

Central Registry of Drug Abuse

Sixty-eighth Report

2009-2018



中華人民共和國 香港特別行政區

保安局禁毒處

Narcotics Division, Security Bureau

Hong Kong Special Administrative Region

People's Republic of China

3145
65498
35 4123879
3879469837
1654987
2633123
72633045
6312345562
5678415677
563457897
81450780
4566403
67304415
612394698
903203165
6312024698
567112747
94
316549

5412
633045
3165498
354789
65498
78954
63123263

798
79
76
13
7897
2132
9818
8732

987321
923123
8156
5412
915664
34356498
64987327897854
153125623561234
12313656456456
645657931234568
213789981235649
1565465461233550
5498726330456579
141523564456579812
5678381235649873

845
363
717
89
12
54
4
9
49
12
73

藥物濫用資料中央檔案室

第六十八號報告書


Central Registry of Drug Abuse

Sixty-eighth Report

2009 - 2018

本報告書所載資料可隨意摘錄或轉載，但請註明出處，並把載有摘錄或轉載內容的刊物乙份，惠贈本檔案室為荷。

Material in this publication may be freely quoted or reprinted, but acknowledgement is requested, together with a copy of the publication containing the quotation or reprint.



背景

Background

藥物濫用資料中央檔案室的範圍

1. 這是藥物濫用資料中央檔案室(檔案室)報告書系列中的第六十八號，載列 2009 年至 2018 年間香港被呈報吸食毒品統計數字。

2. 檔案室的成立，是為了提供有關吸毒情況的統計數字，以監察吸毒趨勢變化和吸毒者特性的轉變。檔案室採用自願呈報系統，紀錄曾與呈報機構接觸而又被這些機構呈報的吸毒者資料。呈報機構包括執法機構、戒毒治療及福利機構、專上院校、醫院和診所。基於其性質，檔案室的統計數字不是計量本港在某一段時間內吸毒者的確實人數，而是顯示一段時間內的吸毒趨勢，以就本港最新的毒品情況提供有用的資料，並支援以實證為本的模式制訂禁毒政策和措施。

3. 在計算確實的吸毒人數方面，並沒有一個公認準確的方法，亦沒有任何一個方法本身足以全面地評估吸毒的各種問題。檔案室的被呈報吸毒數字應與其他系統所提供的定量和定性數據的資料一併應用。除檔案室外，當局亦會參考其他數據和資料，以評估香港的吸毒情況，當中包括每三年進

Scope of the Central Registry of Drug Abuse

1. This is the sixty-eighth issue in a series of Central Registry of Drug Abuse (CRDA) Reports. It presents reported drug abuse statistics in Hong Kong for the period 2009 – 2018.

2. The CRDA is set up to provide relevant drug abuse statistics for monitoring changes in the drug abuse trends and characteristics of drug abusers. It is a voluntary reporting system recording the details of drug abusers who have come into contact with and have been reported by the reporting agencies including law enforcement agencies, treatment and welfare agencies, tertiary institutions, hospitals and clinics. By its nature, while CRDA statistics do not measure the exact size of the drug abusing population in Hong Kong at any particular time, they are indicators of the trends of drug abuse over time, providing useful information on the latest drug situation in Hong Kong, and supporting an evidence-based approach to the formulation of anti-drug policy and measures.

3. There is no universally accepted method to accurately measure the size of the drug-abusing population. No single method by itself is sufficient to gauge all aspects of the drug abuse problem. CRDA statistics should be viewed as complementary to the quantitative and qualitative data obtained from other sources. In addition to the CRDA, the

行一次的學生服用藥物情況調查，個別毒品研究項目，與毒品有關的數據如戒毒治療及復康服務機構提供的服務數字，以及與毒品有關的執法數字（如被捕人數、檢控、定罪和判刑的數字）。

4. 檔案室每年編製年內曾與呈報機構接觸的被呈報吸毒者的統計數字，以顯示吸毒的趨勢（吸毒者的定義請參閱附錄 2）。這些統計資料每季予以更新及在禁毒處的網頁（www.nd.gov.hk/tc/drugstatistics.htm）公布。

報告書的範圍

5. 報告書分別在五個不同章節展列多年來有關被呈報吸毒趨勢和被呈報吸毒人士特徵的分析。第 2 章旨在分析 2009 年至 2018 年十年間被呈報吸毒的主要趨勢。第 3 章載述 2018 年所有被呈報吸毒人士的主要特徵，並與 2017 年情況作比較。第 4 章就 2018 年首次被呈報及曾被呈報的吸毒人士的特徵作比較。而第 5 章則臚列及對比 2018 年各主要被呈報吸毒人士類別的統計數字。

Government has also made reference to other sources of data and information to gauge the drug abuse situation in Hong Kong. They include the triennial surveys of drug use among students, ad hoc drug-related research studies, and relevant drug-related data such as the admission statistics of drug treatment and rehabilitation service agencies, as well as drug-related enforcement figures (e.g. number of arrests, prosecutions, convictions and sentencing outcomes of drug offences).

4. Statistics on reported drug abusers who have come into contact with reporting agencies within a year are compiled annually to indicate the overall trend (for definition of drug abuser, please refer to Appendix 2). These statistics are updated and released on a quarterly basis on the Narcotics Division web page (www.nd.gov.hk/en/drugstatistics.htm).

Scope of Report

5. The Report presents the analysis of reported drug abuse trends and characteristics of reported drug abusers over the years in five separate chapters. Chapter 2 focuses on the major reported drug abuse trends for the decade from 2009 to 2018. Chapter 3 presents the major characteristics of all reported drug abusers in 2018, together with their comparison against 2017. Chapter 4 compares the characteristics of newly and previously reported drug abusers in 2018. Chapter 5 shows comparative statistics of major categories of drug abusers in 2018.

數字的進位

6. 由於進位原因，統計表及統計圖內個別項目數字的總和可能與總數略有出入。

代號

7. 統計表所採用的符號如下：

@ 為使個別人士所提供的資料得以保密，數據及其相關百分比不予公布

* 百分比少於 0.05

- 無

n.a. 數字不詳

Rounding of Figures

6. There may be slight discrepancies between the sums of individual items and the totals as shown in the tables and charts due to rounding.

Symbols

7. The following symbols are adopted in the tables:

@ Value and its corresponding percentage not released in order to safeguard confidentiality of information provided by individuals

* Percentage less than 0.05

- Nil

n.a. not available

目錄

CONTENTS

章節	CHAPTERS	頁數 Page
1. 摘要	1. Executive Summary	1
2. 2009 至 2018 年吸毒趨勢	2. Drug Abuse Trends for 2009 – 2018	7
3. 2018 年被呈報吸毒者的特徵	3. Characteristics of Reported Drug Abusers in 2018	17
4. 2018 年首次被呈報及曾被呈報吸毒者的特徵	4. Characteristics of Newly and Previously Reported Drug Abusers in 2018	30
5. 2018 年各主要類別被呈報吸毒者的特徵	5. Characteristics of Major Categories of Reported Drug Abusers in 2018	36
統計表	TABLES	45
附錄	APPENDICES	
1. 藥物濫用資料中央檔案室的運作機制	1. Operation Mechanism of the Central Registry of Drug Abuse	97
2. 用語定義	2. Definition of Terms	104
3. 《危險藥物條例》附表四的呈報機構	3. Reporting agencies in the Fourth Schedule to the Dangerous Drugs Ordinance	108
4. 檔案室紀錄表樣本	4. Specimen of CRDA Record Sheet	110

1 摘要 Executive Summary

摘要結果

1.1 整體被呈報的吸毒者總人數從 2009 年的 13 990 人穩步下降。在 2018 年，被呈報吸毒者總人數有 6 611 人，較 2017 年(6 875 人)減少 4%，並較 2009 年減少了 53%。(表 1a)

1.2 21 歲以下青少年吸毒人數在 2018 年有 471 人，較 2017 年(468 人)微增 1%，但較 2009 年(3 388 人)顯著減少了 86%。(表 1a)

1.3 首次被呈報吸毒人數在 2018 年錄得上升(2%)；然而，首次被呈報吸毒人數在 2009 年後整體呈下降趨勢。2018 年首次被呈報吸毒人數為 1 662 人，較 2009 年(4 460 人)下跌 63%。(表 1b)

1.4 首次被呈報吸毒者的毒齡(即由初次吸毒至被檔案室呈報機構呈報的時間)的中位數增加，由 2009 年的 2.1 年，上升至 2018 年的 4.7 年，顯示隱蔽吸毒的情況仍然值得關注。(圖 2.7)

1.5 在 2018 年，所有被呈報吸毒者及 21 歲以下吸毒者的平均首次吸毒年齡分別為 19 及 16 歲。(表 1i)

Summary Findings

1.1 The total number of reported drug abusers has been decreasing steadily after 2009 (at 13 990). In 2018, the total number of reported drug abusers was 6 611, 4% lower than 2017 (at 6 875) and 53% lower than 2009. (Table 1a)

1.2 There were 471 reported young drug abusers aged under 21 in 2018, representing a mild increase of 1% over 2017 (at 468) but was significantly lower than 2009 (at 3 388) by 86%. (Table 1a)

1.3 An increase of 2% was recorded in the number of newly reported drug abusers in 2018. Nevertheless, the number of newly reported drug abusers registered a declining trend since 2009. In 2018, there were 1 662 newly reported drug abusers, representing a drop of 63% from 2009 (at 4 460). (Table 1b)

1.4 The median drug abuse history of newly reported abusers (i.e. the time for abusers to be reported to the CRDA by reporting agencies from their first drug abuse) increased from 2.1 years in 2009 to 4.7 years in 2018. This reflected that hidden drug abuse is still a concern. (Chart 2.7)

1.5 In 2018, the average ages of first abuse of all reported drug abusers and young drug abusers aged under 21 were 19 and 16 years respectively. (Table 1i)

1.6 2018 年被呈報吸毒者中，3 597 人(佔 55%)被呈報吸食海洛英，而 3 894 人(佔 59%)被呈報吸食危害精神毒品。2009 年至 2018 年間，檔案室錄得被呈報吸食危害精神毒品的人數均較吸食麻醉鎮痛劑(主要為海洛英)的人數為多。(表 1d)

1.7 在 2009 年至 2014 年間，氯胺酮為最常被吸食的危險精神毒品，但從 2015 年起，甲基安非他明(俗稱「冰毒」)超越氯胺酮，成為最常被吸食的危險精神毒品。在 2018 年，被呈報吸食氯胺酮、硝甲西洋、甲基安非他明及咳藥的人數均見下降，而吸食亞甲二氧基甲基安非他明、大麻、可卡因及三唑倫/咪達唑倫/佐匹克隆的人數則上升。(表 1d)

1.8 被呈報的 21 歲以下青少年吸毒者中，可卡因是最常被吸食的毒品(佔被呈報吸毒青少年的 56%)，其次是大麻(33%)、甲基安非他明(19%)、氯胺酮(8%)和海洛英(3%)。(表 1d)

1.9 在 2018 年，218 名被呈報吸毒者曾在中國內地(主要在深圳)吸毒，較 2017 年減少 16%。在 2017 年及 2018 年，他們當中均只有少於 6 人為 21 歲以下。(表 1f)

1.6 Among the reported drug abusers in 2018, 3 597, or 55%, were reported heroin abusers; and 3 894, or 59%, were reported psychotropic substance abusers. During 2009 to 2018, there were more reported abusers taking psychotropic substances than those taking narcotics analgesics (mainly heroin). (Table 1d)

1.7 Ketamine was the most commonly abused psychotropic substance during the period between 2009 and 2014, but methamphetamine (commonly known as “Ice”) surpassed ketamine to become the most popular psychotropic substance abused since 2015. The number of reported abusers taking ketamine, nimetazepam, methamphetamine and cough medicine observed a decline in 2018. Meanwhile, the number of reported abusers taking MDMA, cannabis, cocaine and triazolam/midazolam/zopiclone went up. (Table 1d)

1.8 Among reported young drug abusers aged under 21, cocaine was the most popular type of drug abused (56% of reported young drug abusers), followed by cannabis (33%), methamphetamine (19%), ketamine (8%) and heroin (3%). (Table 1d)

1.9 218 reported drug abusers had taken drugs in Mainland China (mainly Shenzhen) in 2018, being 16% lower than that in 2017. Among them, only less than 6 were aged under 21 in both 2017 and 2018. (Table 1f)

1.10 在吸毒地點方面，2018 年的數字顯示 58% 的吸毒者只在家／朋友的家吸毒，較 2009 年的 42% 大幅上升。而 21 歲以下吸毒者中，42% 只在家／朋友的家吸毒，同樣較 2009 年的 27% 大幅上升。情況與隱蔽吸毒問題的整體趨勢吻合。（表 1g）

1.11 在 2018 年，有 72% 的被呈報吸毒者曾有犯罪紀錄，與 2009 年至 2018 年趨勢相若。21 歲及以上的成年吸毒者曾有犯罪紀錄的比重於 2018 年為 75%，而 21 歲以下的青少年吸毒者的相應比重則為 43%。（表 1p）

1.12 在 2018 年，被呈報吸毒者最普遍的吸毒原因為「避免因沒有吸食毒品而感到不適」。以此作為現時吸毒原因的比重，由 2009 年的 36% 上升至 2018 年的 49%。另一方面，被呈報的 21 歲以下青少年吸毒者在 2018 年最普遍的吸毒原因為「受到同輩朋友影響／想和同輩朋友打成一片」。以此作為現時吸毒原因的比重，由 2009 年的 68% 減少到 2015 年的 46%，然後回升至 2018 年的 56%。（表 1h）

1.10 Regarding the locality of drug abuse, the 2018 figures revealed that 58% of the abusers took drugs at home/friend's home only, which had increased substantially from 42% in 2009. As for drug abusers aged under 21, 42% were reported to have taken drugs at home/friend's home only, which had also increased substantially from 27% in 2009. This corroborated with the overall trend of hidden drug abuse. (Table 1g)

1.11 In 2018, 72% of the reported drug abusers had records of conviction which corroborated with the overall trend between 2009 and 2018. Among adult drug abusers aged 21 and above, the proportion with conviction records was 75% in 2018, while the corresponding proportion for young drug abusers aged under 21 was 43%. (Table 1p)

1.12 In 2018, the most common reason for all drug abusers reported for taking drugs was "to avoid discomfort of its absence". The proportion of reported drug abusers citing it as a reason for current drug use increased from 36% in 2009 to 49% in 2018. On the other hand, the most common reason for drug abuse for reported young drug abusers aged under 21 was "peer influence/to identify with peers" in 2018. This proportion dropped from 68% in 2009 to 46% in 2015 and then rose to 56% in 2018. (Table 1h)

1.13 被呈報吸食海洛英及三唑侖／咪達唑侖／佐匹克隆者的吸食毒品次數普遍較多；在 2018 年，兩者每月吸食次數中位數均為 60 次。吸食其他較普遍的危險精神毒品者的吸毒次數則少很多，例如吸食咳藥者的每月吸食次數中位數為 30 次，吸食甲基安非他明、氯胺酮及硝甲西洋者均為 13 次，而吸食亞甲二氧基甲基安非他明者則為 11 次。(圖 5.3)

1.13 Reported abusers of heroin and triazolam/midazolam/zopiclone had relatively higher frequencies of abusing drugs in general, both with median monthly frequencies of abusing drugs at 60 times in 2018. The corresponding figures for abusers of other common psychotropic substances were much lower: for example, 30 times for cough medicine abusers, 13 times for methamphetamine, ketamine and nimetazepam abusers, and 11 times for MDMA abusers. (Chart 5.3)

概要一覽

	2009	2010	2011	2012	2013	2014	2015	2016	2017	2018
所有被呈報吸毒者										
人數	13 990	12 538	11 572	11 106	10 260	9 068	8 777	8 248	6 875	6 611
平均年齡	33	34	35	36	37	38	38	39	40	41
男性	11 221	10 008	9 426	9 034	8 302	7 385	6 947	6 751	5 583	5 315
佔所有的百分比	80.2	79.8	81.5	81.3	80.9	81.4	79.2	81.9	81.2	80.4
平均年齡	35	35	36	37	38	39	40	40	41	42
女性	2 769	2 530	2 146	2 072	1 958	1 683	1 830	1 497	1 292	1 296
佔所有的百分比	19.8	20.2	18.5	18.7	19.1	18.6	20.8	18.1	18.8	19.6
平均年齡	26	27	29	30	30	32	33	35	36	37
21 歲以下青少年	3 388	2 811	2 025	1 624	1 225	829	689	521	468	471
佔所有的百分比	24.2	22.4	17.5	14.6	11.9	9.1	7.9	6.3	6.8	7.1
平均年齡	17	17	18	18	18	18	18	18	18	18
首次被呈報吸毒者	4 460	3 811	3 268	2 952	2 637	2 082	2 183	2 029	1 622	1 662
佔所有的百分比	31.9	30.4	28.2	26.6	25.7	23.0	24.9	24.6	23.6	25.1
平均年齡	23	24	25	26	27	28	29	30	30	31

常被吸食毒品

	2009	2010	2011	2012	2013	2014	2015	2016	2017	2018
(1) 被呈報並備有吸食毒品種類資料者										
人數	13 931	12 488	11 502	11 061	10 180	8 960	8 685	8 192	6 814	6 552
(2) 被呈報吸食海洛英者										
人數	6 903	6 200	5 951	5 847	5 127	4 604	4 421	4 058	3 722	3 597
佔 (1) 的百分比	49.6	49.6	51.7	52.9	50.4	51.4	50.9	49.5	54.6	54.9
(3) 被呈報吸食危害精神毒品者										
人數	8 505	7 670	6 904	6 643	6 321	5 543	5 505	5 303	4 080	3 894
佔 (1) 的百分比	61.1	61.4	60.0	60.1	62.1	61.9	63.4	64.7	59.9	59.4
被呈報吸食甲基安非他明者										
佔 (1) 的百分比	10.1	12.8	13.5	15.2	18.3	23.0	26.0	30.5	26.2	23.2
被呈報吸食可卡因者										
佔 (1) 的百分比	3.7	6.2	7.5	7.7	8.7	7.3	7.2	9.8	12.8	14.7
被呈報吸食三唑侖/咪達唑侖/佐匹克隆者										
佔 (1) 的百分比	10.0	10.0	10.6	11.4	11.1	11.4	11.4	12.0	13.0	13.8
被呈報吸食氯胺酮者										
佔 (1) 的百分比	37.9	36.5	31.7	29.9	28.8	24.7	23.3	15.4	9.2	7.4
被呈報吸食大麻者										
佔 (1) 的百分比	4.5	4.2	3.5	3.2	3.0	4.0	4.0	5.5	5.9	7.2
被呈報吸食咳藥者										
佔 (1) 的百分比	4.8	4.2	4.6	4.4	4.1	4.3	4.1	5.3	4.0	3.9
被呈報吸食亞甲二氧基甲基安非他明者										
佔 (1) 的百分比	3.7	2.0	1.0	0.6	0.5	0.4	0.6	0.7	0.4	0.6

Highlights at a Glance

	2009	2010	2011	2012	2013	2014	2015	2016	2017	2018
All reported drug abusers										
No.	13 990	12 538	11 572	11 106	10 260	9 068	8 777	8 248	6 875	6 611
Average age	33	34	35	36	37	38	38	39	40	41
Male	11 221	10 008	9 426	9 034	8 302	7 385	6 947	6 751	5 583	5 315
% of all	80.2	79.8	81.5	81.3	80.9	81.4	79.2	81.9	81.2	80.4
Average age	35	35	36	37	38	39	40	40	41	42
Female	2 769	2 530	2 146	2 072	1 958	1 683	1 830	1 497	1 292	1 296
% of all	19.8	20.2	18.5	18.7	19.1	18.6	20.8	18.1	18.8	19.6
Average age	26	27	29	30	30	32	33	35	36	37
Young persons aged under 21	3 388	2 811	2 025	1 624	1 225	829	689	521	468	471
% of all	24.2	22.4	17.5	14.6	11.9	9.1	7.9	6.3	6.8	7.1
Average age	17	17	18	18	18	18	18	18	18	18
Newly reported drug abusers	4 460	3 811	3 268	2 952	2 637	2 082	2 183	2 029	1 622	1 662
% of all	31.9	30.4	28.2	26.6	25.7	23.0	24.9	24.6	23.6	25.1
Average age	23	24	25	26	27	28	29	30	30	31

Common drugs abused

	2009	2010	2011	2012	2013	2014	2015	2016	2017	2018
(1) Reported drug abusers with type of drugs reported										
No.	13 931	12 488	11 502	11 061	10 180	8 960	8 685	8 192	6 814	6 552
(2) Reported heroin abusers										
No.	6 903	6 200	5 951	5 847	5 127	4 604	4 421	4 058	3 722	3 597
% of (1)	49.6	49.6	51.7	52.9	50.4	51.4	50.9	49.5	54.6	54.9
(3) Reported psychotropic substance abusers										
No.	8 505	7 670	6 904	6 643	6 321	5 543	5 505	5 303	4 080	3 894
% of (1)	61.1	61.4	60.0	60.1	62.1	61.9	63.4	64.7	59.9	59.4
Reported methamphetamine abusers										
% of (1)	10.1	12.8	13.5	15.2	18.3	23.0	26.0	30.5	26.2	23.2
Reported cocaine abusers										
% of (1)	3.7	6.2	7.5	7.7	8.7	7.3	7.2	9.8	12.8	14.7
Reported triazolam/midazolam/zopiclone abusers										
% of (1)	10.0	10.0	10.6	11.4	11.1	11.4	11.4	12.0	13.0	13.8
Reported ketamine abusers										
% of (1)	37.9	36.5	31.7	29.9	28.8	24.7	23.3	15.4	9.2	7.4
Reported cannabis abusers										
% of (1)	4.5	4.2	3.5	3.2	3.0	4.0	4.0	5.5	5.9	7.2
Reported cough medicine abusers										
% of (1)	4.8	4.2	4.6	4.4	4.1	4.3	4.1	5.3	4.0	3.9
Reported MDMA abusers										
% of (1)	3.7	2.0	1.0	0.6	0.5	0.4	0.6	0.7	0.4	0.6

2 2009 至 2018 年吸毒趨勢 Drug Abuse Trends for 2009 - 2018

整體吸毒趨勢

(表 1a 及圖 2.1)

2.1 檔案室錄得被呈報吸毒者的總人數由 2009 年的 13 990 人，降至 2018 年的 6 611 人。2018 年的人數較 2017 年的 6 875 人下跌 4%。

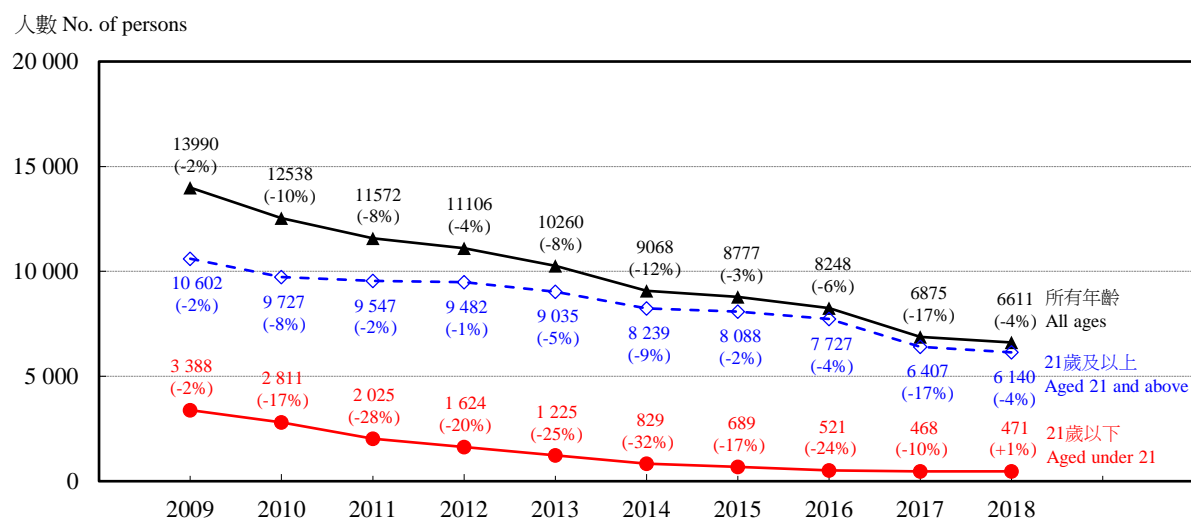
Overall Drug Abuse Trend

(Table 1a and Chart 2.1)

2.1 The total number of drug abusers reported to the CRDA went down from 13 990 in 2009 to 6 611 in 2018, which was 4% lower than 6 875 in 2017.

圖 2.1 按年齡組別劃分的被呈報吸毒者

Chart 2.1 Reported drug abusers by age group



註釋：括號內的數字是指與前一年比較的變動百分比。

Note: Figures in brackets indicate the percentage change over the preceding year.

吸食麻醉鎮痛劑／危害精神毒品趨勢 (表 1d 及圖 2.2)

2.2 以往，麻醉鎮痛劑(主要是海洛英)是香港最多人吸食的毒品。不過，近年來吸食麻醉鎮痛劑的人數呈現持續下降趨勢，由 2009 年的 6 919 人降至 2018 年的 3 598 人，減幅為 48%；而被呈報吸食危害精神毒品的人數亦

Narcotics Analgesics / Psychotropic Substances Abuse Trends

(Table 1d and Chart 2.2)

2.2 In the past, narcotics analgesics (mainly heroin) were the most common drugs abused in Hong Kong. However, there was a continuous trend of decline in the abuse of narcotics analgesics in recent years, with the number of abusers having dropped

由 2009 年的 8 505 人下降至 2018 年的 3 894 人，減幅為 54%。

2.3 2009 年至 2018 年間，被呈報吸食危害精神毒品的人數均超越吸食麻醉鎮痛劑的人數。在 2018 年，吸食危害精神毒品的人數比吸食麻醉鎮痛劑的人數多 296 人（或 8%）。吸食危害精神毒品者佔所有被呈報吸毒者的百分比在 2009 年至 2018 年間維持在 60% 左右。

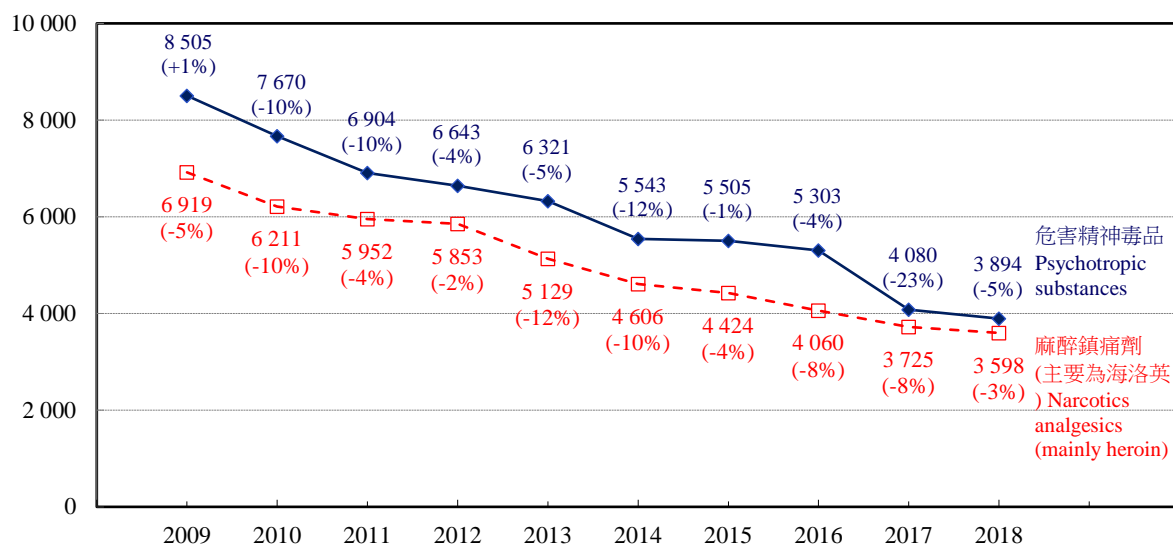
by 48% from 6 919 in 2009 to 3 598 in 2018. The number of reported abusers taking psychotropic substances also dropped by 54% from 8 505 in 2009 to 3 894 in 2018.

2.3 During 2009 to 2018, there were more reported psychotropic substance abusers than abusers of narcotics analgesics. Reported abusers taking psychotropic substances were 296 (or 8%) more than those taking narcotics analgesics in 2018. Among all reported drug abusers, the proportion of abusers taking psychotropic substances stayed at around 60% during 2009 to 2018.

圖 2.2 被呈報吸食危害精神毒品及麻醉鎮痛劑者

Chart 2.2 Reported abusers of psychotropic substances and narcotics analgesics

人數 No. of persons



註釋：個別吸毒者在某年內可同時吸食麻醉鎮痛劑及危害精神毒品。

括號內的數字是指與前一年比較的變動百分比。

Notes: An individual abuser may take both narcotics analgesics and psychotropic substances during a given year.

Figures in brackets indicate the percentage change over the preceding year.

青少年吸毒趨勢

(表 1a、1h 及圖 2.3-2.4)

2.4 21 歲以下青少年吸毒者，由 2009 年的 3 388 人下跌 86% 至 2018 年的 471 人。

2.5 整體被呈報吸毒人口趨向老化。21 歲以下吸毒者佔總吸毒人數的比重，由 2009 年的 24% 下跌至 2018 年的 7%。尤其是年齡在 12 至 15 歲間的青少年吸毒者，其人數及比重由 2009 年的 764 人及 5%，下跌至 2018 年的 47 人及 1%。

Youth Drug Abuse Trend

(Table 1a, 1h and Chart 2.3-2.4)

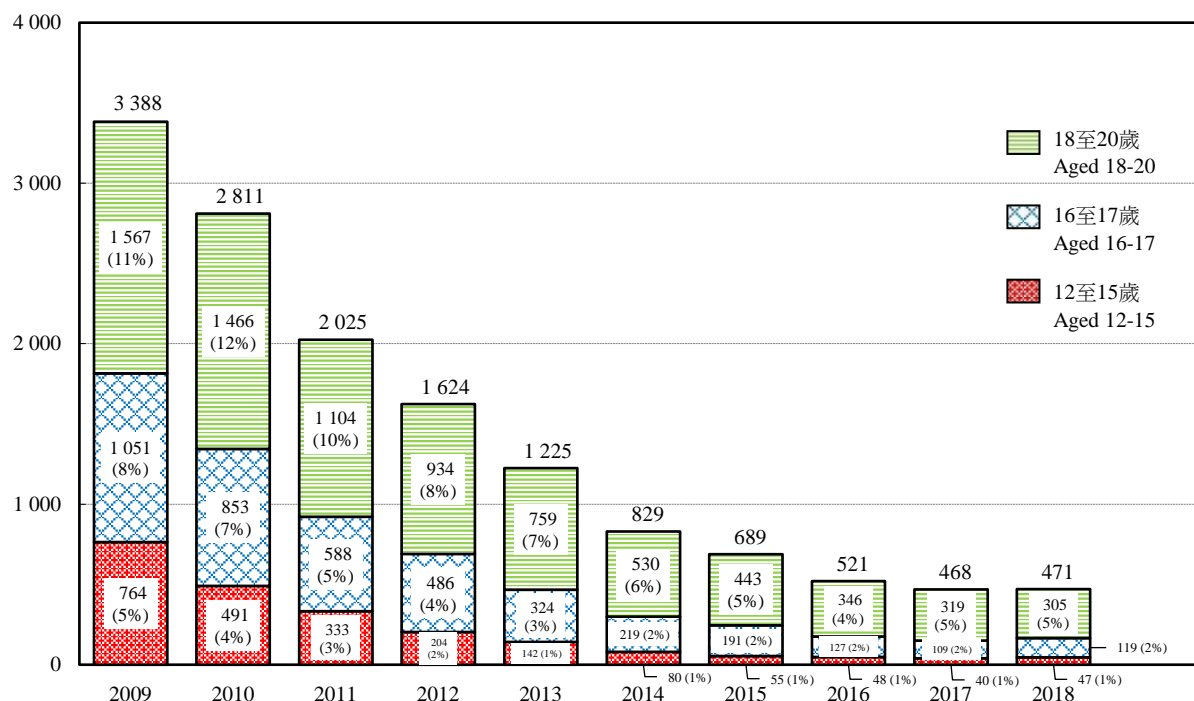
2.4 The number of young drug abusers aged under 21 decreased by 86% from 3 388 in 2009 to 471 in 2018.

2.5 The overall reported drug abusing population was becoming older, with the proportion of those aged under 21 as against the total dropping from 24% in 2009 to 7% in 2018. In particular, both the number and proportion of those aged 12-15 had decreased from 764 and 5% in 2009 to 47 and 1% in 2018.

圖 2.3 21 歲以下被呈報吸毒青少年按指定年齡組別分布

Chart 2.3 Reported young drug abusers aged under 21 by selected age groups

人數 No. of persons



註釋：括號內的數字是指佔所有被呈報吸毒者的百分比。

12 歲以下的吸毒者所佔的百分比少於 0.5%。

Notes: Figures in brackets refer to the percentage shares among all reported drug abusers.

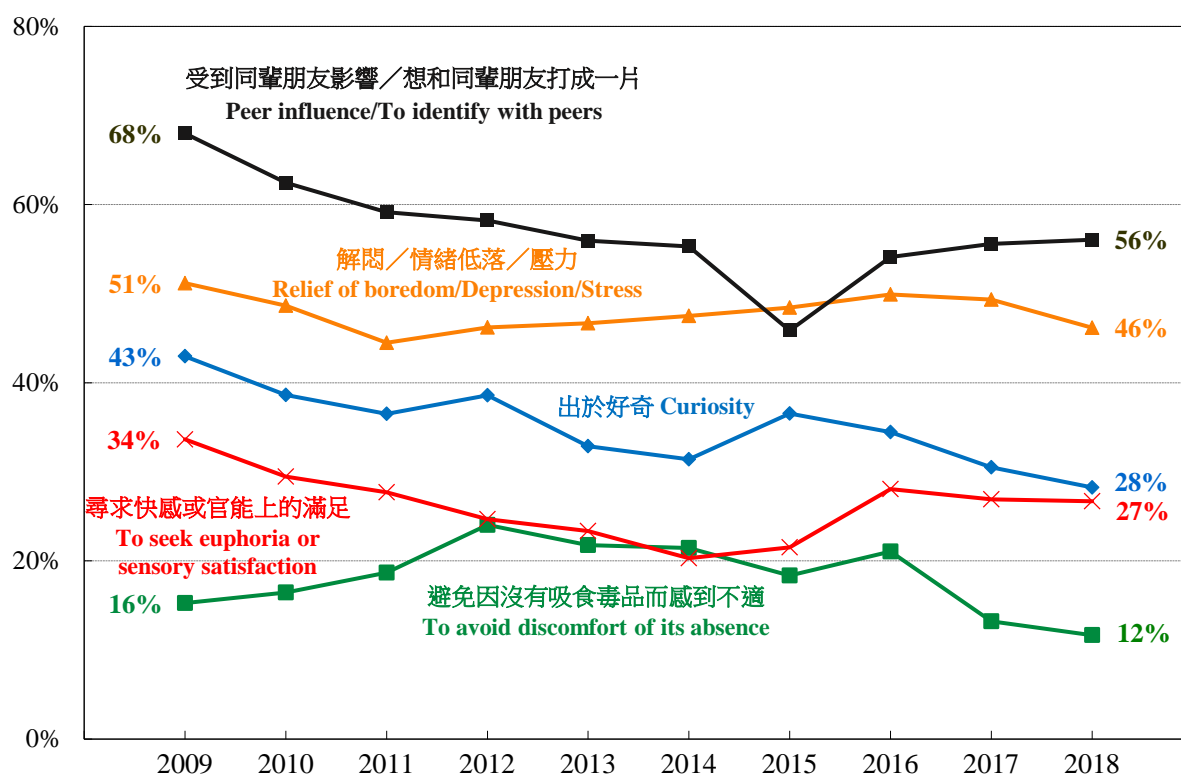
Percentages for those drug abusers aged under 12 are less than 0.5%.

2.6 在被呈報的 21 歲以下青少年吸毒者當中，除 2015 年外，2009 年至 2018 年間最常見的吸食毒品原因是「受到同輩朋友影響／想和同輩朋友打成一片」，其間比重都維持在五至七成。而以「解悶／情緒低落／壓力」作為他們現時吸毒原因的比重則在 2009 年至 2018 年間維持在一半左右。

2.6 Among the young drug abusers aged under 21, other than 2015, the most common reason for drug abuse during 2009 to 2018 was “peer influence/to identify with peers”, constituting around 50% to 70% of the responses. For those citing “relief of boredom/depression/stress” as a reason for their current drug use, the proportion maintained at about 50% during 2009 to 2018.

圖 2.4 21 歲以下被呈報吸毒青少年現時吸食毒品原因

Chart 2.4 Reasons for current drug use of reported young drug abusers aged under 21



註釋：數字不包括現時吸毒原因不詳的人士。

個別吸毒者在某年內報稱的原因可超過一個。

Notes: Figures exclude persons with unknown reason for current drug abuse.

More than one reason may be reported for an individual drug abuser in a given year.

吸食危害精神毒品

(圖 2.5)

2.7 甲基安非他明、可卡因、三唑侖／咪達唑侖／佐匹克隆、氯胺酮及大麻是近年較常被吸食的危險精神毒品。在 2009 年至 2014 年間，氯胺酮為最常被吸食的危險精神毒品。自 2015 年起，甲基安非他明超越氯胺酮，成為最常被吸食的危險精神毒品。在 2018 年，可卡因及三唑侖／咪達唑侖／佐匹克隆分別排行第二位及第三位。

Psychotropic Substances Abused

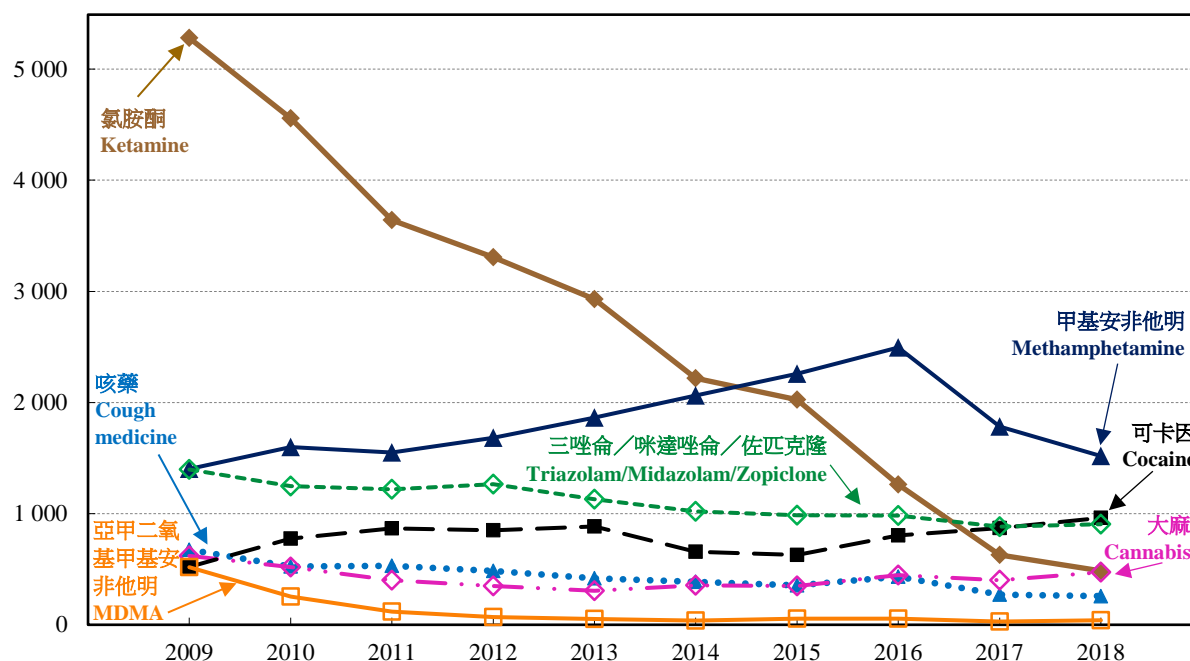
(Chart 2.5)

2.7 Among psychotropic substances, methamphetamine, cocaine, triazolam/midazolam/zopiclone, ketamine and cannabis were more commonly abused in recent years. Ketamine was the most commonly abused psychotropic substance during 2009 to 2014. Methamphetamine surpassed ketamine to become the most popular psychotropic substance abused since 2015. Cocaine and triazolam/midazolam/zopiclone came second and third respectively in 2018.

圖 2.5 被呈報吸食各種主要危害精神毒品者

Chart 2.5 Reported drug abusers of major types of psychotropic substances

人數 No. of persons



註釋：個別吸毒者在某年內可被呈報多於一種毒品。

Note: More than one type of drugs may be reported for an individual drug abuser in a given year.

首次／曾被呈報吸毒者的吸毒趨勢
(表 1b)

2.8 首次被呈報的吸毒人數由 2009 年的 4 460 人下跌至 2017 年的 1 622 人。2018 年的人數雖然較 2017 年微升 2% 至 1 662 人，仍較 2009 年下跌 63%。他們的平均年齡由 2009 年的 23 歲上升至 2018 年的 31 歲。他們在整體人數中所佔的百分比從 2009 年的 32%，逐步下跌至 2018 年的 25%。

2.9 曾被呈報吸毒人士數目從 2009 年的 9 530 人下跌至 2018 年的 4 949 人。他們的平均年齡介乎 38 至 45 歲，一般較首次被呈報者的平均年齡(介乎 23 至 31 歲)年長。

男性／女性吸毒的趨勢
(表 1a)

2.10 被呈報男性吸毒者人數一貫較女性吸毒者為多，女性吸毒者所佔的比重在 2009 至 2018 年間一直維持在 18% 至 21%。被呈報男性吸毒者從 2009 年的 11 221 人持續下跌至 2018 年 5 315 人，較 2017 年減少 5%。而被呈報女性吸毒者人數，除 2015 年及 2018 年分別上升 9% 及少於 0.5% 外，亦由 2009 年的 2 769 人持續下跌至 2018 年的 1 296 人。

Drug Abuse Trends for Newly/Previously Reported Drug Abusers (Table 1b)

2.8 The number of newly reported drug abusers decreased from 4 460 in 2009 to 1 622 in 2017. Although the number in 2018 increased slightly by 2% to 1 662, it was 63% lower than that in 2009. Their average age was 23 years in 2009 and increased to 31 years in 2018. The proportion of newly reported drug abusers among all abusers decreased gradually from 32% in 2009 to 25% in 2018.

2.9 The number of previously reported drug abusers decreased from 9 530 in 2009 to 4 949 in 2018. These abusers were generally older than the newly reported abusers, with an average age between 38 and 45 years, compared with an average age between 23 and 31 years for newly reported abusers.

Male/Female Drug Abuse Trends
(Table 1a)

2.10 There were more male drug abusers than female drug abusers in general. The proportion of female drug abusers stayed at 18% to 21% of the total number of drug abusers from 2009 to 2018. The number of reported male drug abusers decreased continuously from 11 221 in 2009 to 5 315 in 2018, which was 5% lower than that in 2017. The number of reported female drug abusers dropped continuously from 2 769 in 2009 to 1 296 in 2018, except rebounds in 2015 (by 9%) and 2018 (by less than 0.5%).

2.11 被呈報男性吸毒者的平均年齡有上升趨勢，從 2009 年的 35 歲上升至 2018 年的 42 歲。被呈報的女性吸毒者一般較男性年輕。被呈報女性吸毒者的平均年齡亦有上升趨勢，從 2009 年的 26 歲上升至 2018 年的 37 歲。

被呈報吸毒者的經濟活動身分 (表 1j 及圖 2.6)

2.12 被呈報吸毒者中，失業人士所佔比重接近半數，2018 年的比重為 44%。另一方面，受僱人士所佔比重從 2009 年的 42% 上升至 2015 年的 48%，之後回落至 2018 年的 45%。學生所佔百分比則由 2009 年的 8% 下跌至 2018 年的 2%。

2.11 There was a rising trend in the average age of reported male drug abusers. It rose from 35 years in 2009 to 42 years in 2018. Reported female drug abusers were generally younger than male drug abusers. There was also a rising trend in the average age of reported female drug abusers, from 26 years in 2009 to 37 years in 2018.

Reported Drug Abusers by Economic Activity Status

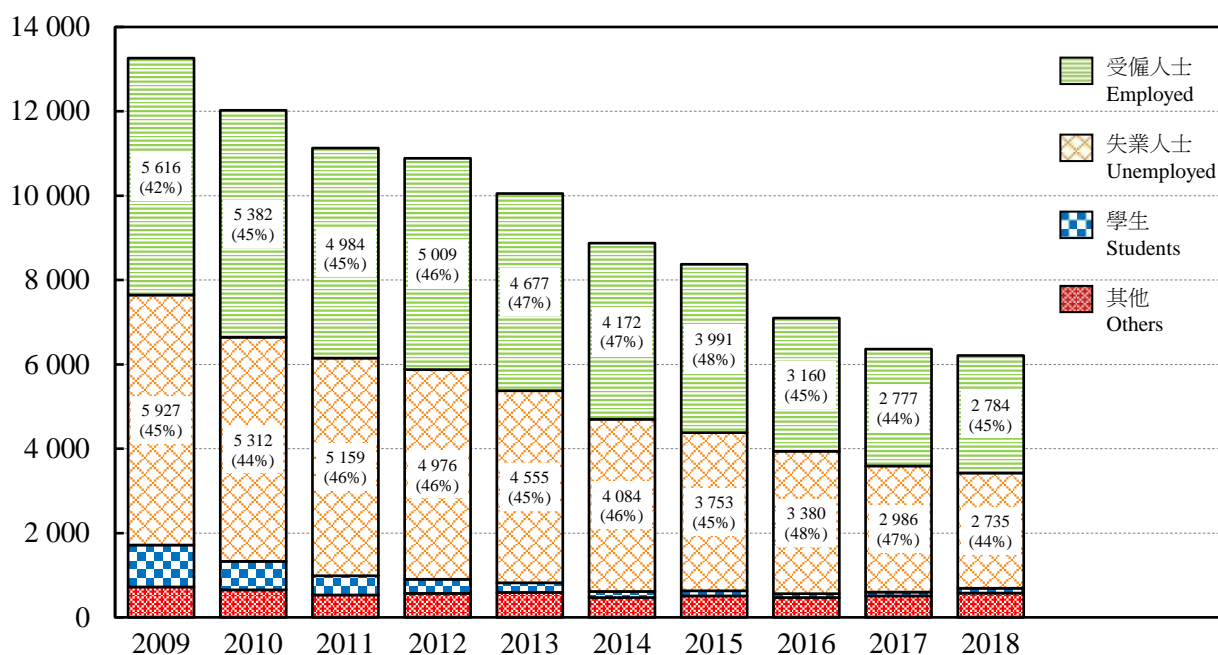
(Table 1j and Chart 2.6)

2.12 The proportion of reported drug abusers who were unemployed was close to half. The proportion in 2018 was 44%. On the other hand, the proportion of reported abusers who were employed increased from 42% in 2009 to 48% in 2015, and then decreased to 45% in 2018. The proportion of reported student drug abusers decreased from 8% in 2009 to 2% in 2018.

圖 2.6 被呈報吸毒者按經濟活動身分分布

Chart 2.6 Reported drug abusers by economic activity status

人數 No. of persons



註釋： 括號內的數字是指佔所有被呈報吸毒者的百分比。

Note: Figures in brackets refer to the percentage shares among all reported drug abusers.

吸食超過一種毒品

(表 1c)

2.13 吸毒者吸食超過一種毒品已成為一個普遍的現象。

2.14 被呈報吸食多種毒品人士*的比重在 2009 至 2018 年間一直維持在 22% 至 25%。他們大部分吸食兩種毒品。

註釋： * 被呈報吸食多種毒品人士是指在某指定年份內被呈報吸食超過一種毒品的人士，不論有關毒品是否在同一時間混合吸食。

Abuse of More Than One Type of Drugs

(Table 1c)

2.13 Taking more than one type of drugs has become a common phenomenon among drug abusers.

2.14 The proportion of reported multiple drug abusers* stayed at 22% to 25% from 2009 to 2018. The majority of them abused two types of drugs.

Note: * A reported multiple drug abuser is defined to be a person who is reported to have taken more than one type of drugs in a given year, irrespective of whether the drugs were taken concurrently on one occasion or not.

毒齡 (圖 2.7)

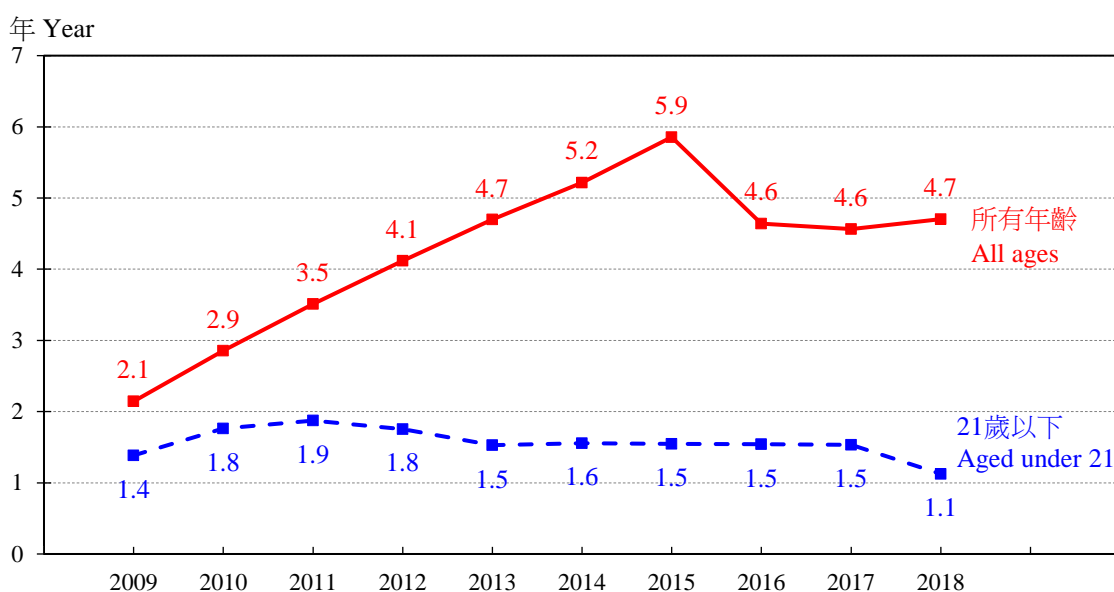
2.15 首次被呈報吸毒者的毒齡（即由初次吸毒至被檔案室呈報機構呈報的時間）的中位數由 2009 年的 2.1 年持續上升至 2015 年的 5.9 年，之後回落至 2018 年的 4.7 年。另一方面，首次被呈報而年齡在 21 歲以下的吸毒者的毒齡中位數，則從 2011 年的高峰（即 1.9 年）下降至 2018 年的 1.1 年。

Drug History (Chart 2.7)

2.15 The median drug abuse history of newly reported abusers (i.e. the time for abusers to be reported to the CRDA by reporting agencies from their first drug abuse) increased continuously from 2.1 years in 2009 to 5.9 years in 2015, and then dropped to 4.7 years in 2018. On the other hand, for those newly reported abusers aged under 21, the median drug history dropped to 1.1 years in 2018 after reaching the peak of 1.9 years in 2011.

圖 2.7 按年齡組別劃分的首次被呈報吸毒者的毒齡中位數

Chart 2.7 Median drug history of newly reported drug abusers by age group



被呈報吸食毒品人士的資料來源 (表 1q 及 1r)

2.16 在 2009 年至 2018 年間，21 歲及以上成年吸毒者資料的主要來源為美沙酮診所、戒毒治療和康復服務中心／濫用精神藥物者輔導中心／戒毒輔導服務中心及執法機構，在 2018 年分別佔 47%、32% 及 31%。

2.17 在 2009 年至 2018 年間，青少年外展隊、執法機構及戒毒治療和康復服務中心／濫用精神藥物者輔導中心／戒毒輔導服務中心是最主要提供 21 歲以下青少年吸毒者的資料來源。在 2018 年分別佔青少年吸毒者的 40%、32% 及 27%。

2.18 按來源分析首次被呈報吸毒者的毒齡中位數，於 2009 年至 2018 年間，由執法機構及青少年外展隊呈報的毒齡中位數較短；而近年由濫用精神藥物者輔導中心／戒毒輔導服務中心呈報的毒齡中位數最長。

Sources of Reported Drug Abusers (Table 1q and 1r)

2.16 For adult drug abusers aged 21 and above, methadone clinics, drug treatment and rehabilitation centres/counselling centres for psychotropic substance abusers/centres for drug counselling and law enforcement agencies were the major sources of reporting during 2009 to 2018. They contributed to 47%, 32% and 31% respectively in 2018.

2.17 As for young drug abusers aged under 21, youth outreaching teams, law enforcement agencies and drug treatment and rehabilitation centres/counselling centres for psychotropic substance abusers/centres for drug counselling were the major sources of reporting during 2009 to 2018. They contributed to 40%, 32% and 27% of young abusers respectively in 2018.

2.18 The median drug history of newly reported abusers reported by law enforcement agencies and youth outreaching teams was short during 2009 to 2018 whereas those reported by counselling centres for psychotropic substance abusers/centres for drug counselling was the longest in recent years.

3 2018 年被呈報吸毒者的特徵

Characteristics of Reported Drug Abusers in 2018

與對上一年情況的主要比較

(表 1a、1b、1d 及圖 3.1)

3.1 被呈報吸毒者總人數在 2018 年 (6 611 人) 下降, 較 2017 年 (6 875 人) 減少 4%。

3.2 海洛英仍然是被呈報吸毒者中最常吸食毒品。然而, 2018 年被呈報吸食海洛英的人數 (3 597 人) 較 2017 年 (3 722 人) 下跌 3%, 而佔所有被呈報吸毒人數的百分比 (55%) 則與 2017 年相同。

3.3 與 2017 年比較, 2018 年吸食危害精神毒品的人數下跌 5% (由 4 080 人減至 3 894 人); 而吸食麻醉鎮痛劑 (主要為海洛英) 的人數亦下跌 3% (由 3 725 人減至 3 598 人)。

3.4 在 2018 年, 甲基安非他明是最常被吸食的危險精神毒品, 隨後是可卡因及三唑倫/咪達唑倫/佐匹克隆。被呈報吸食甲基安非他明的人數下跌 15% (由 1 784 人減至 1 518 人), 當中 6% 為 21 歲以下。然而被呈報吸食可卡因的人數上升 10% (由 871 人升至 962 人), 當中 27% 為 21 歲以下。被呈報吸食三唑倫/咪達唑倫/佐匹克隆的人數上升 2% (由 2017 年的 883 人升至 2018 年的 904 人), 當中少於 1% 為 21 歲以下。

Major Comparison with Preceding Year

(Table 1a, 1b, 1d and Chart 3.1)

3.1 There was a decline in the total number of reported drug abusers in 2018 (at 6 611), which was 4% lower than that in 2017 (at 6 875).

3.2 Heroin remained the single most popular type of drug abused among reported abusers. However, the total number of reported heroin abusers in 2018 (at 3 597) was 3% lower than that in 2017 (at 3 722). Its proportion against the total number of reported drug abusers in 2018 (55%) was the same as that in 2017.

3.3 Comparing to 2017, the number of psychotropic substance abusers in 2018 decreased by 5% (from 4 080 to 3 894), and those taking narcotics analgesics (mainly heroin) decreased by 3% (from 3 725 to 3 598).

3.4 In 2018, methamphetamine was the most popular type of psychotropic substance abused, followed by cocaine and triazolam/midazolam/zopiclone. The number of reported methamphetamine abusers dropped by 15% (from 1 784 to 1 518), with 6% of whom aged under 21. However, for cocaine, the number of reported abusers was 10% higher (from 871 to 962), with 27% of whom aged under 21. The total number of reported triazolam/midazolam/zopiclone abusers increased by 2% (from 883 in 2017 to

3.5 與 2017 年比較，2018 年吸食其他主要危害精神毒品的人數如下— 氯胺酮（由 627 人減至 485 人，減少 23%）、硝甲西洋（由 30 人減至 24 人，下跌 20%）、咳藥（由 272 人減至 258 人，下跌 5%）、大麻（由 402 人升至 472 人，上升 17%）及亞甲二氧基甲基安非他明（由 29 人升至 41 人，上升 41%）。

3.6 被呈報的 21 歲以下青少年吸毒者，由 2017 年的 468 人微升 1% 至 2018 年的 471 人。被呈報吸毒青少年的比重維持在 7%。

3.7 所有被呈報吸毒者的平均年齡由 40 歲增至 41 歲，而被呈報的 21 歲以下青少年吸毒者的平均年齡維持在 18 歲。

3.8 男性吸毒者的人數下跌，由 2017 年的 5 583 人下跌 5% 至 2018 年的 5 315 人；女性吸毒者的人數則由 2017 年的 1 292 人微升少於 1% 至 2018 年的 1 296 人。

3.9 在 2018 年，首次被呈報吸毒者（1 662 人）較 2017 年（1 622 人）上升 2%，而曾被呈報的人數則為 4 949 人，下跌了 6%。以佔所有被呈報吸毒者的百分比計算，首次被呈報人士的比重由 2017 年的 24% 輕微上升至 2018 年的 25%。

904 in 2018), with less than 1% of whom aged under 21.

3.5 Comparing to 2017, the number of abusers of other major types of psychotropic substances in 2018 were as follows – ketamine (having decreased by 23% from 627 to 485), nimetazepam (having decreased by 20% from 30 to 24), cough medicine (having decreased by 5% from 272 to 258), cannabis (having increased by 17% from 402 to 472) and MDMA (having increased by 41% from 29 to 41).

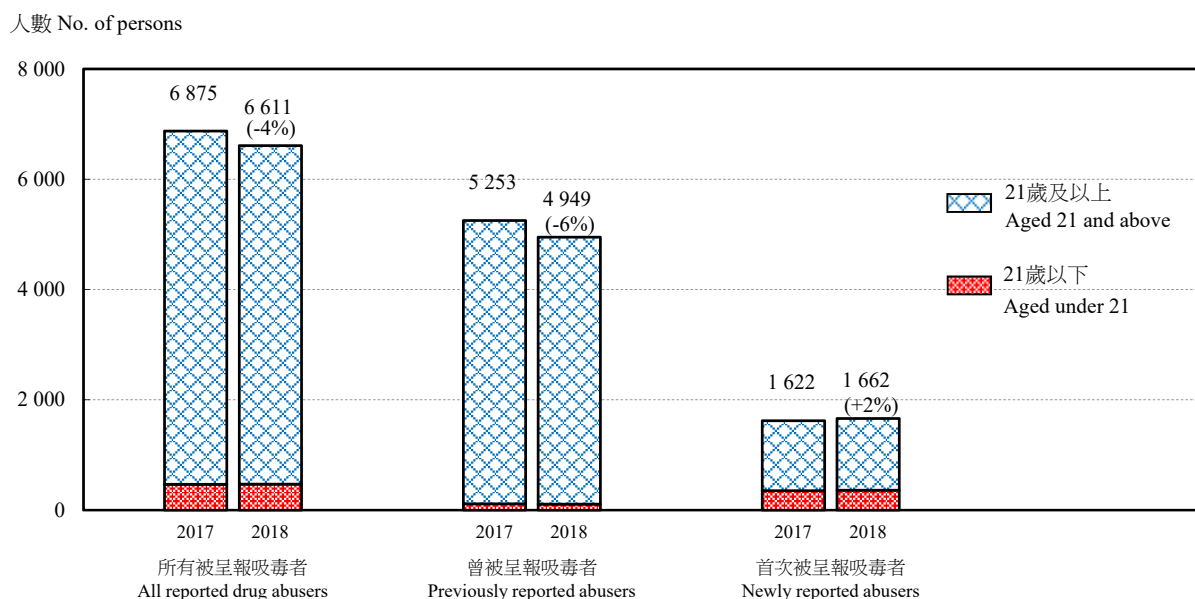
3.6 For reported young drug abusers aged under 21, the number slightly increased by 1% from 468 in 2017 to 471 in 2018. The proportion of reported young drug abusers remained at 7%.

3.7 The average age of all reported drug abusers increased from 40 to 41 years, while the average age of reported young drug abusers aged under 21 remained at 18 years.

3.8 The number of male abusers had decreased by 5% from 5 583 in 2017 to 5 315 in 2018, while the number of female abusers slightly increased by less than 1% from 1 292 in 2017 to 1 296 in 2018.

3.9 The number of newly reported drug abusers in 2018 (at 1 662) was 2% higher than that in 2017 (at 1 622), while that of previously reported abusers decreased by 6% to 4 949. As a percentage of all reported drug abusers, the proportion of newly reported abusers slightly increased from 24% in 2017 to 25% in 2018.

圖 3.1 按年齡組別劃分的 2017 及 2018 年首次/曾被呈報吸食毒品者
Chart 3.1 Newly/previously reported drug abusers in 2017 and 2018 by age group



註釋：括號內的數字是指與前一年比較的變動百分比。

Note: Figures in brackets indicate the percentage change over the preceding year.

年齡和性別

(表 1a 及圖 3.2-3.3)

3.10 在 2018 年所有被呈報的 6 611 名吸毒者中，24% 的年齡介乎 31 至 40 歲，18% 介乎 21 至 30 歲，5% 介乎 18 至 20 歲，2% 介乎 16 至 17 歲，只有 1% 介乎 12 至 15 歲。而年齡介乎 21 至 35 歲的年輕成年人佔 28%。

3.11 被呈報吸毒者大部分 (80%) 為男性，他們的平均年齡為 42 歲，較被呈報女性吸毒者 (平均年齡 37 歲) 年長。女性吸毒者年齡在 41 歲以下的百分比為 61%，而男性吸毒者的相關百分比則只有 46%。

Age and Sex

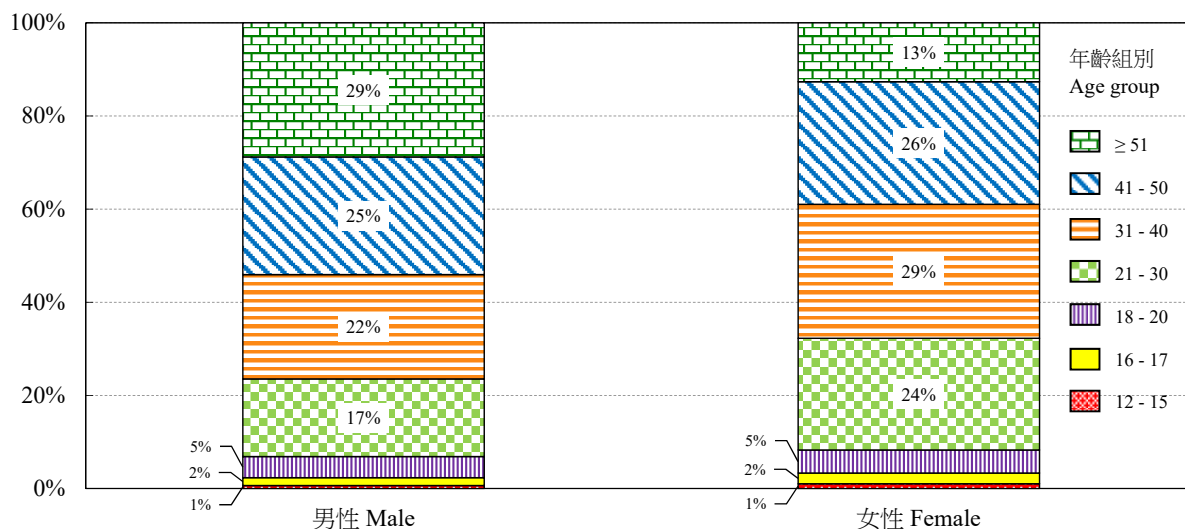
(Table 1a and Chart 3.2-3.3)

3.10 Of all 6 611 reported drug abusers in 2018, 24% were aged 31-40, 18% were aged 21-30, 5% were aged 18-20, 2% were aged 16-17 and only 1% were aged 12-15. Meanwhile, 28% were young adults aged 21-35.

3.11 The majority (80%) of reported drug abusers were males. Reported male drug abusers, with an average age of 42 years, were older than female abusers (with an average age of 37 years). The proportion of female abusers aged under 41 was 61% while the corresponding proportion of male abusers was only 46%.

圖 3.2 按性別劃分的 2018 年被呈報吸毒者的年齡分布

Chart 3.2 Age distribution of reported drug abusers in 2018 by sex



註釋： 被呈報吸毒者中並無年齡低於 12 歲者。

Note: No drug abusers aged under 12 was reported.

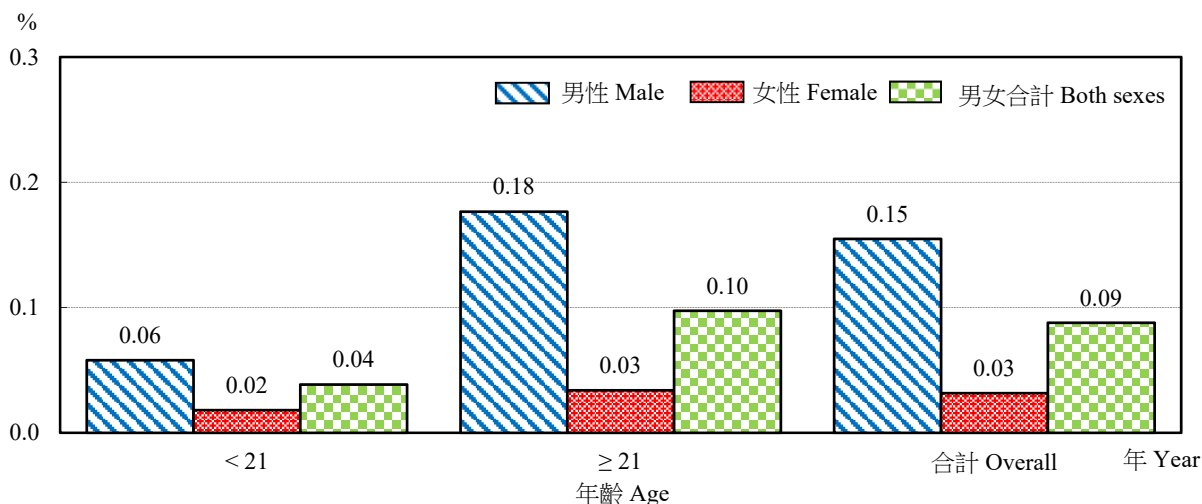
3.12 在 2018 年，在每 100 名人口中被呈報的吸毒人數約為 0.09 人，而男性的比率較女性為高。

3.12 In 2018, the number of reported drug abusers per 100 population was about 0.09. The ratio was higher for male drug abusers than female abusers.

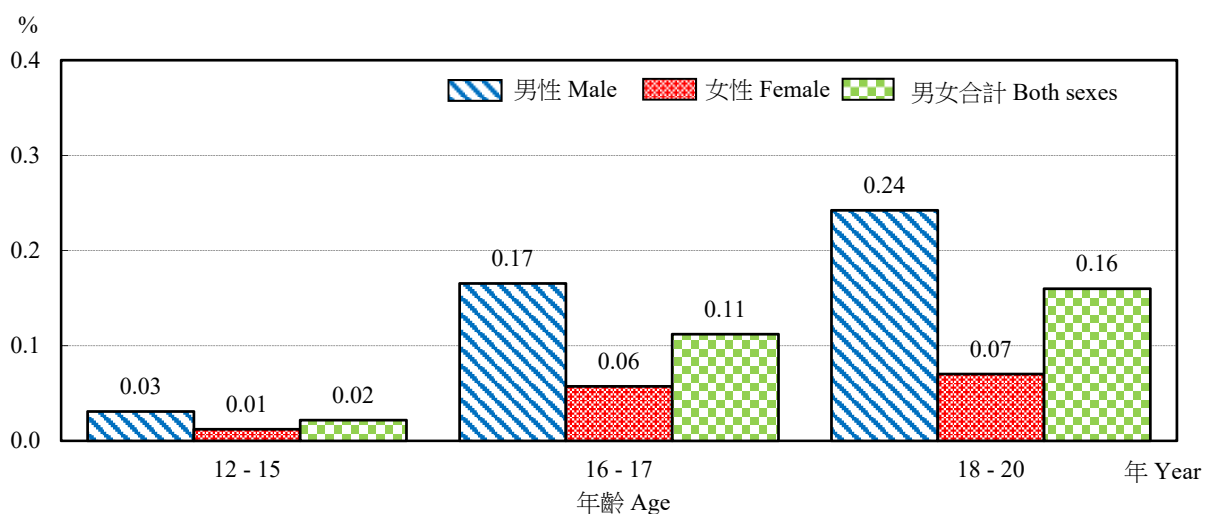
圖 3.3 2018 年被呈報吸毒者佔人口比率

Chart 3.3 Ratio of reported drug abusers to population in 2018

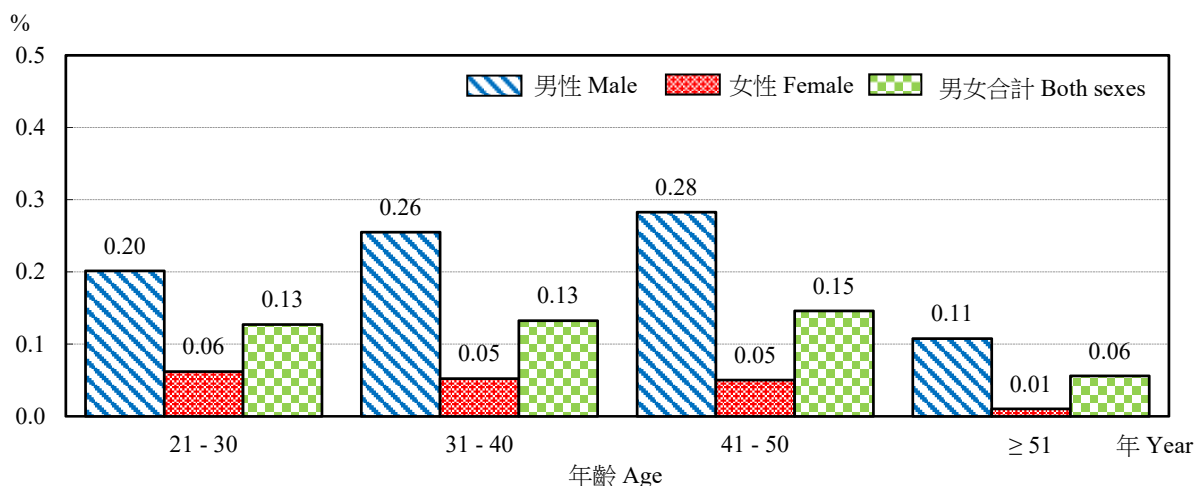
(a) 所有年齡 All ages



(b) 21 歲以下 Aged under 21



(c) 21 歲及以上 Aged 21 and above



註釋：比率是指被呈報吸毒者佔各相關年齡／性別組別內每一百名年底人口的比例。

被呈報吸毒者中並無年齡低於 12 歲者。

Notes: The ratios in % refer to the number of reported drug abusers per 100 year-end population in the respective age/sex groups.

No drug abusers aged under 12 was reported.

首次吸食毒品年齡 (表 1i)

3.13 33% 的被呈報吸毒者報稱在 12 至 15 歲之間開始吸毒，18% 在 16 至 17 歲之間，22% 在 18 至 20 歲之間，11% 在 21 至 25 歲之間，其餘 13% 及 3% 分別在 25 歲之後及 12 歲之前。所有被呈報吸毒者及被呈報的 21 歲以下青少年吸毒者首次吸毒的平均年齡分別為 19 歲及 16 歲。

**吸食的毒品種類
(表 1d 及圖 3.4)**

3.14 在 2018 年，逾半數 (55%) 的吸毒者被呈報曾吸食海洛英。其他較常被吸食的毒品依次為甲基安非他明 (23%)、可卡因 (15%)、三唑侖／咪達唑侖／佐匹克隆 (14%)、氯胺酮 (7%)、大麻 (7%) 及咳藥 (4%)。

3.15 在被呈報的 21 歲以下青少年吸毒者中，可卡因是最常被吸食的毒品。在 2018 年，有 56% 的被呈報青少年吸毒者吸食可卡因，其次是大麻 (33%)、甲基安非他明 (19%)、氯胺酮 (8%)、海洛英 (3%) 和亞甲二氧基甲基安非他明 (1%)。男性和女性首三位最常吸食的毒品相同。

3.16 在被呈報的 21 歲及以上成年吸毒者中，海洛英是最常被吸食的毒品種類 (佔 59%)，其次是甲基安非他明 (24%) 和三唑侖／咪達唑侖／佐匹克隆 (15%)。男性和女性首兩位最常吸食的毒品相同。

Age of First Abuse (Table 1i)

3.13 33% of the reported drug abusers claimed to have started drug abuse at the age between 12 and 15, 18% between 16 and 17, 22% between 18 and 20, 11% between 21 and 25, and the remaining 13% and 3% at the age over 25 and below 12 respectively. The average ages of first abuse of all reported drug abusers and reported young drug abusers aged under 21 were 19 and 16 years respectively.

**Type of Drugs Abused
(Table 1d and Chart 3.4)**

3.14 In 2018, more than half (55%) of drug abusers were reported to have abused heroin. Other commonly abused drugs were methamphetamine (23%), cocaine (15%), triazolam/midazolam/zopiclone (14%), ketamine (7%), cannabis (7%) and cough medicine (4%).

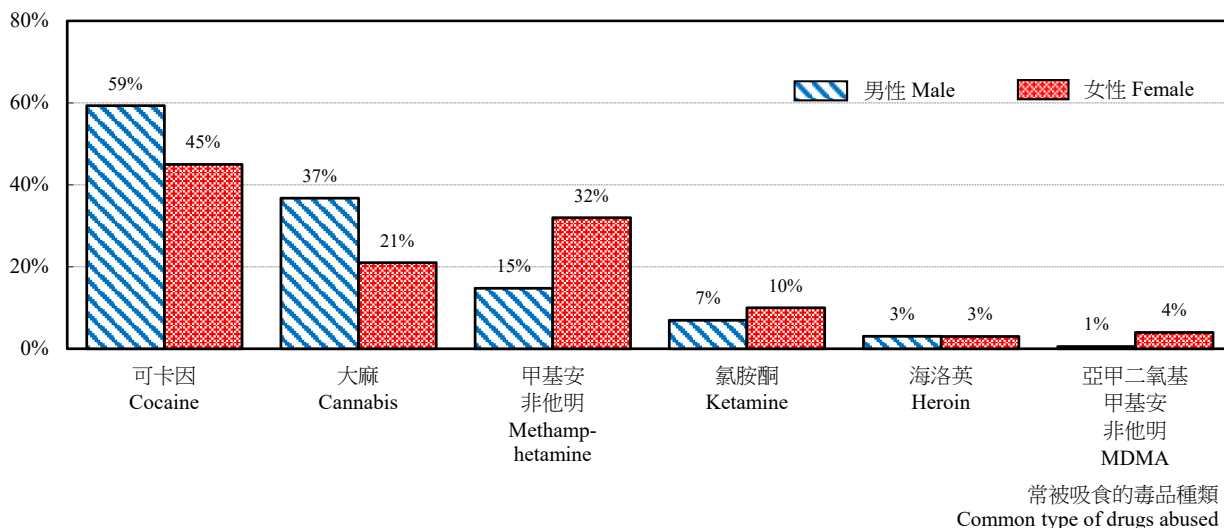
3.15 Among the reported young drug abusers aged under 21, cocaine was the most popular type of drug abused and was taken by 56% of them in 2018. This was followed by cannabis (33%), methamphetamine (19%), ketamine (8%), heroin (3%) and MDMA (1%). The top three popular types of drugs abused were the same for both males and females.

3.16 Among the reported adult drug abusers aged 21 and above, heroin was the most common type of drug abused (59%), followed by methamphetamine (24%) and triazolam/midazolam/zopiclone (15%). The top two popular types of drugs abused were the same for both males and females.

圖 3.4 按 2018 年被呈報吸毒者的年齡組別及性別劃分的常被吸食毒品種類
 Chart 3.4 Common types of drugs abused by reported drug abusers in 2018 by age group by sex

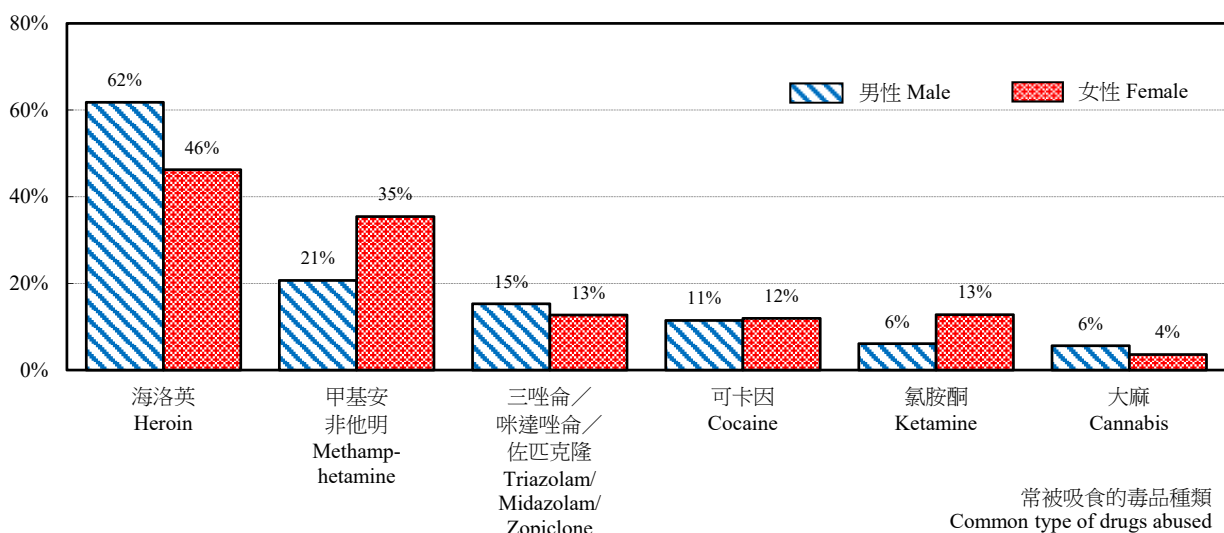
(a) 21 歲以下 Aged under 21

佔在相關性別組別內所有被呈報吸毒者的百分比
 Percentage of reported drug abusers in the respective sex groups



(b) 21 歲及以上 Aged 21 and above

佔在相關性別組別內所有被呈報吸毒者的百分比
 Percentage of reported drug abusers in the respective sex groups



註釋： 個別吸毒者在某年內可被呈報多於一種毒品。

Note: More than one type of drugs may be reported for an individual drug abuser in a given year.

吸食毒品方法 (表 3d)

3.17 吸毒者各有不同的吸毒方法。被呈報吸食海洛英和甲基安非他明者最普遍是用吸入煙霧方法吸毒（在 2018 年，約六成吸食海洛英者和八成半吸食甲基安非他明者採用這種方法吸毒）；而鼻吸是吸食氯胺酮最常用方法（佔吸食氯胺酮者 93%）；注射是吸食三唑倫／咪達唑倫／佐匹克隆最常用方法（佔吸食三唑倫／咪達唑倫／佐匹克隆者 48%）；口服是服食咳藥的唯一方法；而以香煙或煙管吸食是吸食大麻及可卡因較普遍方法（分別佔吸食大麻者 80% 及可卡因者 52%）。

吸食毒品地方 (表 1f)

3.18 在 2018 年，絕大部分（99%）被呈報吸毒者均有在香港吸毒。而有 218 名吸毒者（或佔吸毒者 3%）曾在中國內地（主要在深圳）吸毒。

**吸食毒品地點
(表 1g 及圖 3.5)**

3.19 於 2018 年，58% 的吸毒者只在家／朋友的家中吸毒，另外 21% 吸毒者曾在家／朋友的家及其他地點吸毒。

Method of Taking Drugs (Table 3d)

3.17 Abusers have different habits with regard to the method of taking drugs. Fume inhaling was the most common method of taking heroin and methamphetamine (adopted by some 60% of heroin abusers and 85% of methamphetamine abusers in 2018); sniffing was the most common method of taking ketamine (93% of ketamine abusers); injection was the most common method of taking triazolam/midazolam/zopiclone (48% of triazolam/midazolam/zopiclone abusers); oral ingestion was the only method of taking cough medicine; and smoking was the more common method of taking cannabis and cocaine (80% of cannabis abusers and 52% of cocaine abusers).

Place of Abusing Drugs (Table 1f)

3.18 The majority (99%) of the reported drug abusers took drugs in Hong Kong in 2018. 218 persons (or 3% of reported drug abusers) were reported to have taken drugs in Mainland China (mainly in Shenzhen).

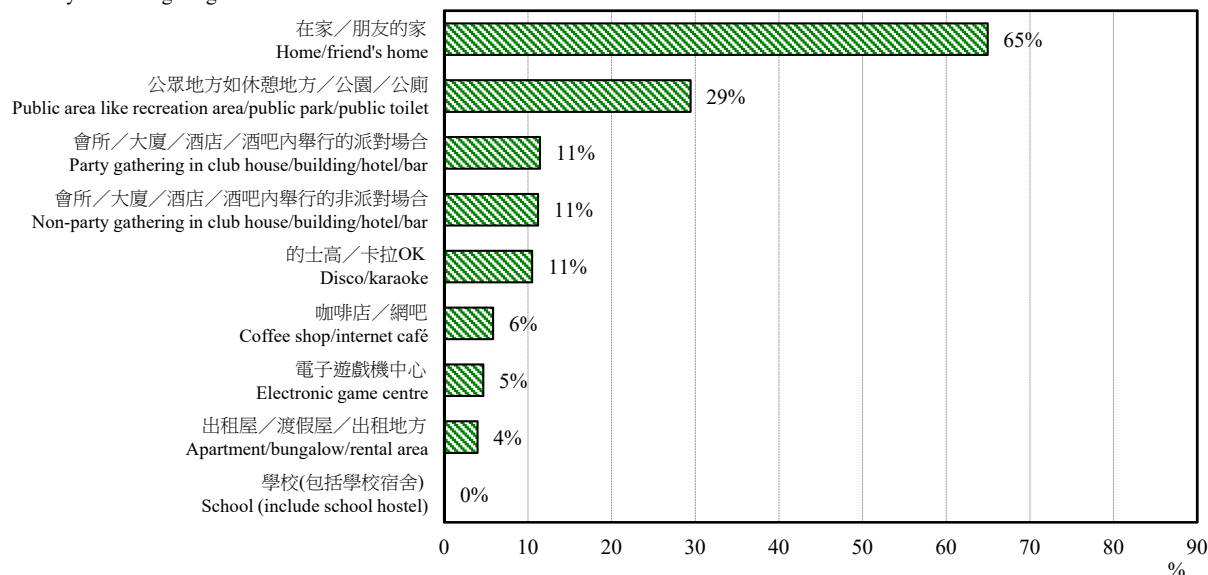
**Locality of Abusing Drugs
(Table 1g and Chart 3.5)**

3.19 58% of the drug abusers took drugs at home/friend's home only, while 21% took drugs at home/friend's home and other localities in 2018.

圖 3.5 按 2018 年被呈報吸毒者的年齡組別劃分的吸食毒品地點分布
 Chart 3.5 Localities of abusing drugs of reported drug abusers in 2018 by age group

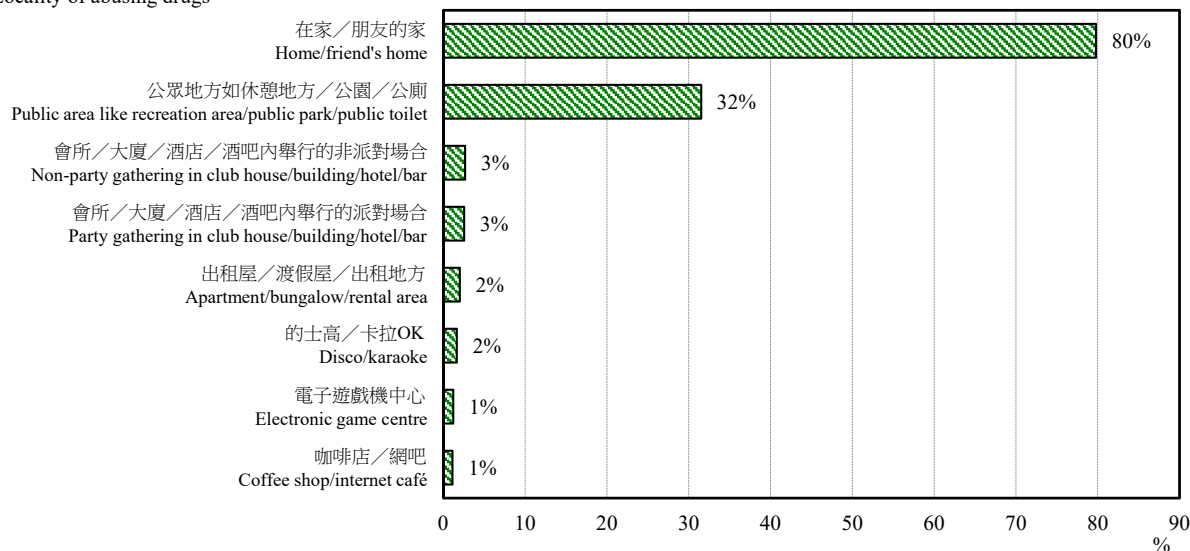
(a) 21 歲以下 Aged under 21

吸食毒品地點
 Locality of abusing drugs



(b) 21 歲及以上 Aged 21 and above

吸食毒品地點
 Locality of abusing drugs



註釋： 個別吸毒者在某年內報稱的地點可超過一處。

Note: More than one locality may be reported for an individual drug abuser in a given year.

3.20 58%的21歲以下青少年吸毒者曾在家／朋友的家以外的其他地點吸毒，而成年吸毒者的相應百分比為41%。在其他地點中，以公眾地方如休憩地方／公園／公廁最常見。32%被呈報的21歲及以上成年吸毒者和29%青少年吸毒者曾在公眾地方如休憩地方／公園／公廁吸毒。

現時吸食毒品原因

(表 1h 及圖 3.6)

3.21 吸毒原因方面，在所有被呈報吸毒者當中，最普遍的原因為「避免因沒有吸食毒品而感到不適」(佔被呈報吸毒者49%)、「解悶／情緒低落／壓力」(41%)和「受到同輩朋友影響／想和同輩朋友打成一片」(30%)。

3.22 至於21歲以下的吸毒者，最普遍的吸毒原因是「受到同輩朋友影響／想和同輩朋友打成一片」(56%)，其次是「解悶／情緒低落／壓力」(46%)和「出於好奇」(28%)。

3.20 58% of the young drug abusers aged under 21 took drugs at other localities irrespective of whether they took drugs at home/friend's home, compared with 41% for the adult counterparts. Among the other localities, public areas like recreation area/public park/public toilet topped the list. 32% of the reported abusers aged 21 and above and 29% of those aged under 21 were reported to have taken drugs at public areas like recreation area/public park/public toilet.

Reason for Current Drug Abuse

(Table 1h and Chart 3.6)

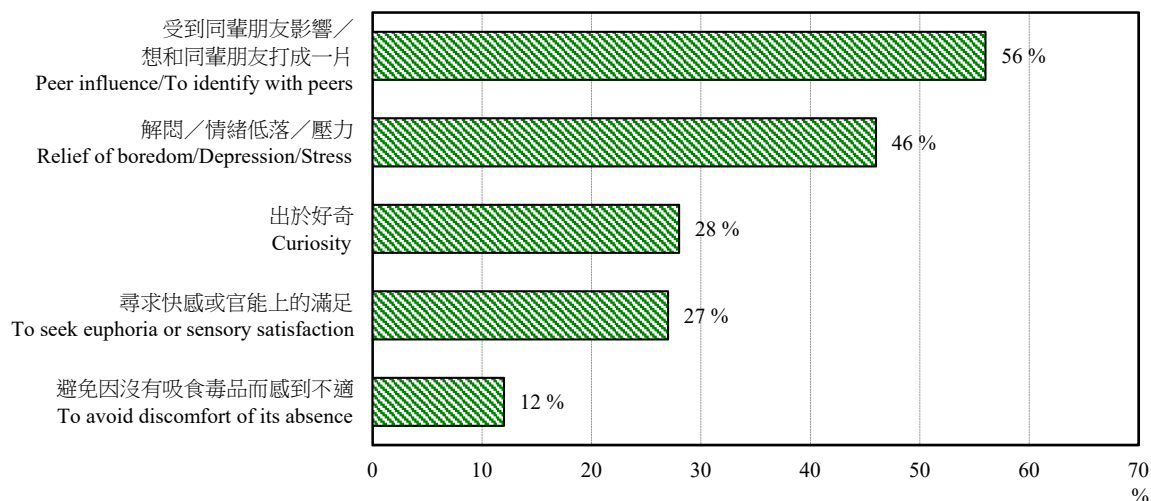
3.21 Regarding the reasons for taking drugs, the most common ones for all reported drug abusers were “to avoid discomfort of its absence” (49% of reported drug abusers), “relief of boredom/depression/stress” (41%) and “peer influence/to identify with peers” (30%).

3.22 For drug abusers aged under 21, “peer influence/to identify with peers” (56%) was the most common reason for taking drugs, followed by “relief of boredom/depression/stress” (46%) and “curiosity” (28%).

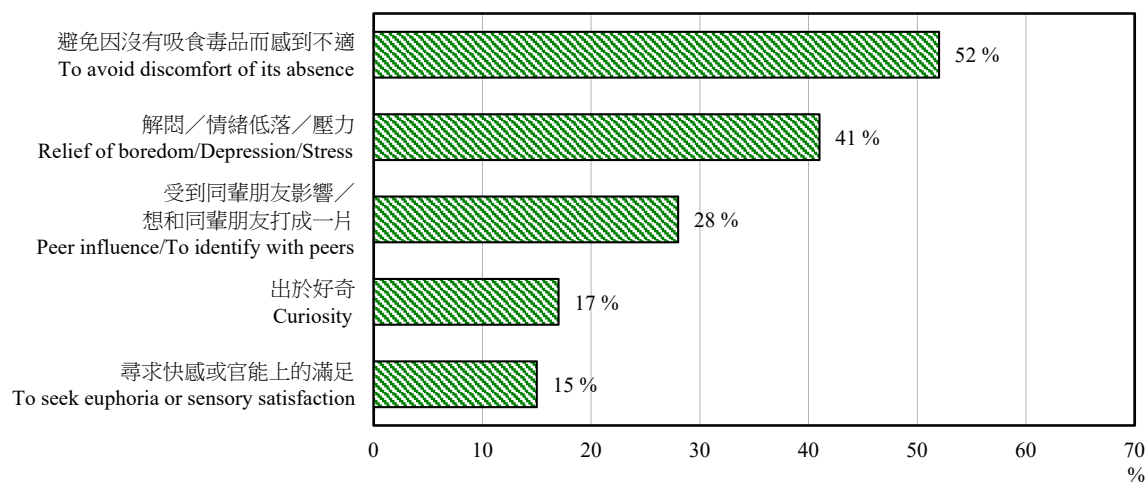
圖 3.6 按 2018 年被呈報吸毒者的年齡組別劃分的現時吸食毒品原因

Chart 3.6 Reasons for current drug use of reported drug abusers in 2018 by age group

(a) 21 歲以下 Aged under 21

現時吸食毒品原因
Reason for current drug use

(b) 21 歲及以上 Aged 21 and above

現時吸食毒品原因
Reason for current drug use

註釋：個別被呈報吸毒者在某年內可被呈報多於一個現時吸食毒品原因。

Note: More than one reason for current drug use may be reported for an individual drug abuser in a given year.

經濟活動身分 (表 1j)

3.23 44%的吸毒者在被呈報時為失業人士，另 30%是全職工作人士，15%是散工／兼職工作人士及 2%是學生。而學生佔被呈報青少年吸毒者的比重達 20%。

教育程度 (表 1k)

3.24 在 2018 年的被呈報吸毒者中，約半數曾接受初中教育，24%曾接受高中教育，20%曾接受小學教育及 3%曾接受專上教育。

種族 (表 1l)

3.25 華裔一向為被呈報吸毒者中最主要的族裔，佔 2018 年吸毒人士 89%。其他被呈報的少數族裔吸毒者依次為尼泊爾裔(4%)、印度裔／巴基斯坦裔／孟加拉裔／斯里蘭卡裔(3%)和越南裔(2%)。

婚姻狀況 (表 1m)

3.26 在被呈報吸毒者中，45%從未結婚，34%為已婚或同居，19%已離婚或分居，餘下 2%為鰥寡。與男性吸毒者比較，女性吸毒者較少從未結婚(38%，男性則為 47%)，但較多已離婚或分居(23%，男性則為 18%)。

Economic Activity Status (Table 1j)

3.23 44% of the reported drug abusers were unemployed at the time of report. Another 30% were full-time workers, 15% were casual/part-time workers and 2% were students. Among the reported young drug abusers, the proportion of students was 20%.

Educational Attainment (Table 1k)

3.24 About half of reported drug abusers in 2018 attained lower secondary education, 24% upper secondary education, 20% primary education and 3% post-secondary education.

Ethnicity (Table 1l)

3.25 Chinese had been the dominant ethnic group of reported drug abusers, at 89% of the drug abusers in 2018. Other reported drug abusers of ethnic minority groups included Nepalese (4%), Indian/Pakistani/Bangladeshi/Sri Lankan (3%) and Vietnamese (2%).

Marital Status (Table 1m)

3.26 45% of the reported drug abusers had never been married, 34% married or cohabiting, 19% divorced or separated and the remaining 2% widowed. Compared with male abusers, fewer female abusers had never been married (38% versus 47% for males) but more had divorced or separated (23% versus 18% for males).

伴侶是否吸毒人士 (表 1m)

3.27 在已婚或同居的被呈報吸毒者中，22%報稱他們的伴侶也吸毒。女性被呈報吸毒者當中，其伴侶也吸毒的比重為 43%，遠高於男性吸毒者的相應比重（15%）。

居住地區 (表 1n)

3.28 深水埗（12%）、油尖旺（11%）和觀塘（10%）為最多被呈報吸毒者居住的地區。至於 21 歲以下的吸毒者，主要居住在元朗（13%）、葵青（12%）和大埔（11%）。

居住單位類型 (表 1o)

3.29 逾半數（57%）被呈報吸毒者居住在公營租住單位，39%居住在私人住宅單位，3%居住在資助出售單位。

曾否有犯罪紀錄 (表 1p)

3.30 72%的被呈報吸毒者曾有犯罪紀錄，其中大多為只與毒品有關的罪行（34%），或與毒品有關及其他罪行（28%）；而 10%為只有與毒品無關的罪行。在被呈報的 21 歲及以上成年吸毒者中，曾有犯罪紀錄者佔 75%，較 21 歲以下青少年吸毒者的相應百分比（43%）為高。

Whether Partner Took Drugs (Table 1m)

3.27 Of those married or cohabiting, 22% reported that their partners also abused drugs. The proportion of reported female abusers with partners also abusing drugs was 43%, much higher than the corresponding proportion of male abusers (15%).

District of Residence (Table 1n)

3.28 Sham Shui Po (12%), Yau Tsim Mong (11%) and Kwun Tong (10%) were the districts which had the highest number of reported drug abusers residing. For drug abusers aged under 21, Yuen Long (13%), Kwai Tsing (12%) and Tai Po (11%) were the major districts.

Type of Quarters (Table 1o)

3.29 More than half (57%) of the reported drug abusers resided in public rental flats, 39% in private residential flats and 3% in subsidized sale flats.

Whether Previously Convicted (Table 1p)

3.30 72% of the reported drug abusers had previously been convicted. Among them, most had previous convictions of either drug-related offences only (34%) or both drug-related and other offences (28%), while 10% had previous convictions of other offences only. The proportion of previously convicted abusers among the reported adult abusers aged 21 and above was 75%, which was higher than that among the young drug abusers aged under 21 (43%).

4 2018年首次被呈報及曾被呈報吸毒者的特徵 Characteristics of Newly and Previously Reported Drug Abusers in 2018

4.1 在2018年所有被呈報的6 611名吸毒者中，1 662人或25%是首次被呈報，而4 949人(75%)則曾經被呈報。在被呈報的21歲以下青少年吸毒者當中，首次被呈報者的百分比為77%，遠高於被呈報的21歲及以上成年吸毒者(21%)。下文比較首次被呈報及曾被呈報吸毒者的特徵。

被呈報吸毒者的資料來源 (表 2h)

4.2 在2018年，首次被呈報吸毒者的資料主要來自戒毒治療和康復服務中心／濫用精神藥物者輔導中心／戒毒輔導服務中心和執法機構，分別佔首次被呈報吸毒者的45%和32%。

4.3 同年，曾被呈報吸毒者的主要資料來源是美沙酮診所和執法機構，分別佔有關吸毒者的55%和30%。

年齡和性別 (表 2a 及圖 4.1)

4.4 首次被呈報吸毒者和曾被呈報吸毒者的年齡分布頗為不同。首次被呈報吸毒者中，22%是在21歲以下，

4.1 Of all 6 611 drug abusers reported in 2018, 1 662 or 25% were newly reported and 4 949 (75%) had been previously reported. The proportion of newly reported drug abusers among young drug abusers under 21 was much higher, at 77%, as compared against 21% among reported adult abusers aged 21 and above. A comparison of the characteristics between newly and previously reported drug abusers is given in the ensuing paragraphs.

Sources of Reported Drug Abusers (Table 2h)

4.2 For the newly reported drug abusers, drug treatment and rehabilitation centres/counselling centres for psychotropic substance abusers/centres for drug counselling and law enforcement agencies were the major sources of reporting in 2018, taking up 45% and 32% respectively of the drug abusers concerned.

4.3 For those previously reported drug abusers, methadone clinics and law enforcement agencies were the major sources of reporting in 2018, taking up 55% and 30% respectively of the drug abusers concerned.

Age and Sex (Table 2a and Chart 4.1)

4.4 The age distribution of the newly reported drug abusers was quite different from that of the previously reported ones. While

而曾被呈報吸毒者的相應數字則為2%。33%首次被呈報吸毒者介乎21至30歲，而85%曾被呈報吸毒者則為31歲及以上。首次被呈報吸毒者中，21至35歲的年輕成年人佔48%。首次被呈報吸毒者的平均年齡為31歲，相對於平均年齡為45歲的曾被呈報吸毒者較為年輕。

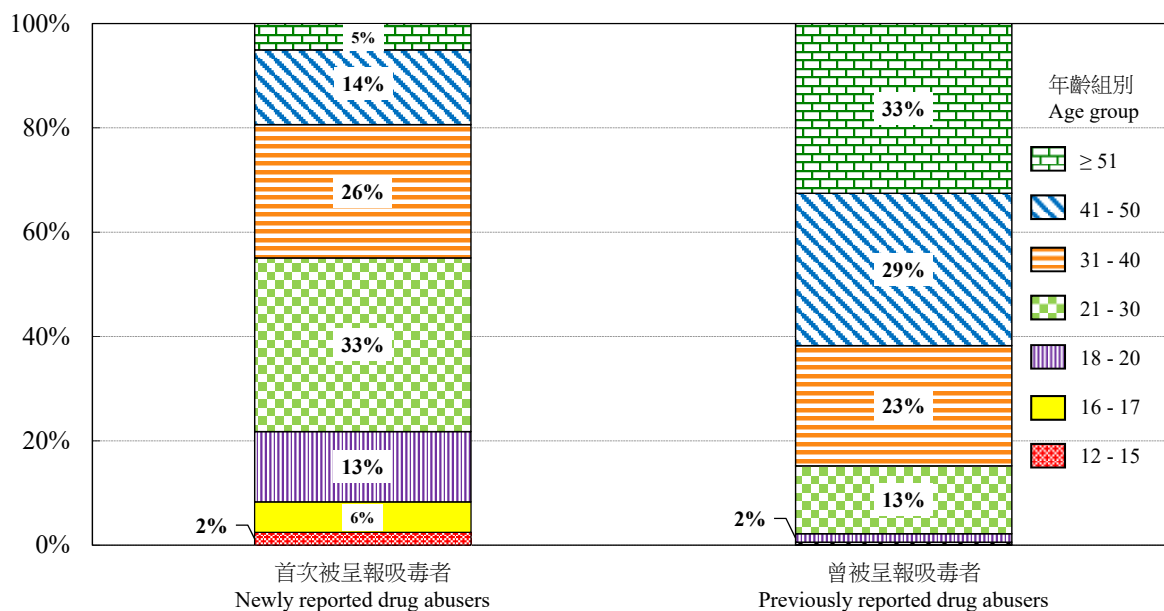
22% of the newly reported drug abusers were aged under 21, the corresponding figure of the previously reported ones was only 2%. 33% of the newly reported drug abusers were aged 21-30, while 85% of the previously reported ones were aged 31 and above. Young adults aged 21-35 accounted for 48% of all newly reported drug abusers. The newly reported drug abusers, at an average age of 31 years, were in general much younger than the previously reported ones (at an average age of 45 years).

4.5 在性別分布方面，女性佔首次被呈報吸毒者26%，但在曾被呈報吸毒者中所佔的百分比則較低，只有17%。

4.5 Regarding sex distribution, 26% of the newly reported drug abusers were females, while the respective proportion among the previously reported abusers was lower, only at 17%.

圖 4.1 2018年首次/曾被呈報吸毒者的年齡組別分布

Chart 4.1 Newly/previously reported drug abusers in 2018 by age group



註釋： 曾被呈報吸毒者中，12至15歲及16至17歲的吸毒者均佔少於0.5%。

Note: Among previously reported drug abusers, both those aged 12-15 and aged 16-17 accounted for less than 0.5%.

首次吸食毒品的年齡 (表 2d)

4.6 首次被呈報的吸毒者平均在 23 歲開始吸毒，其中半數已吸毒不少於 4.7 年。而曾被呈報者則較早開始吸毒，平均在 18 歲開始，其中半數已吸毒不少於 2.5 年才首次被呈報。

**吸食的毒品種類
(表 2b 及圖 4.2)**

4.7 在 2018 年首次被呈報吸毒者中最常吸食的毒品種類為甲基安非他明 (32%)，其次為可卡因 (31%) 及大麻 (19%)。

4.8 曾被呈報的吸毒者最常吸食的毒品種類則是海洛英 (69%)，其次為甲基安非他明 (20%) 及三唑侖／咪達唑侖／佐匹克隆 (16%)。

Age of First Abuse (Table 2d)

4.6 The newly reported drug abusers on average started to abuse drugs at the age of 23 years, and half of them had abused drugs for at least 4.7 years. Meanwhile, the previously reported drug abusers on average started earlier at the age of 18 years and half of them had abused drugs for at least 2.5 years before first reported.

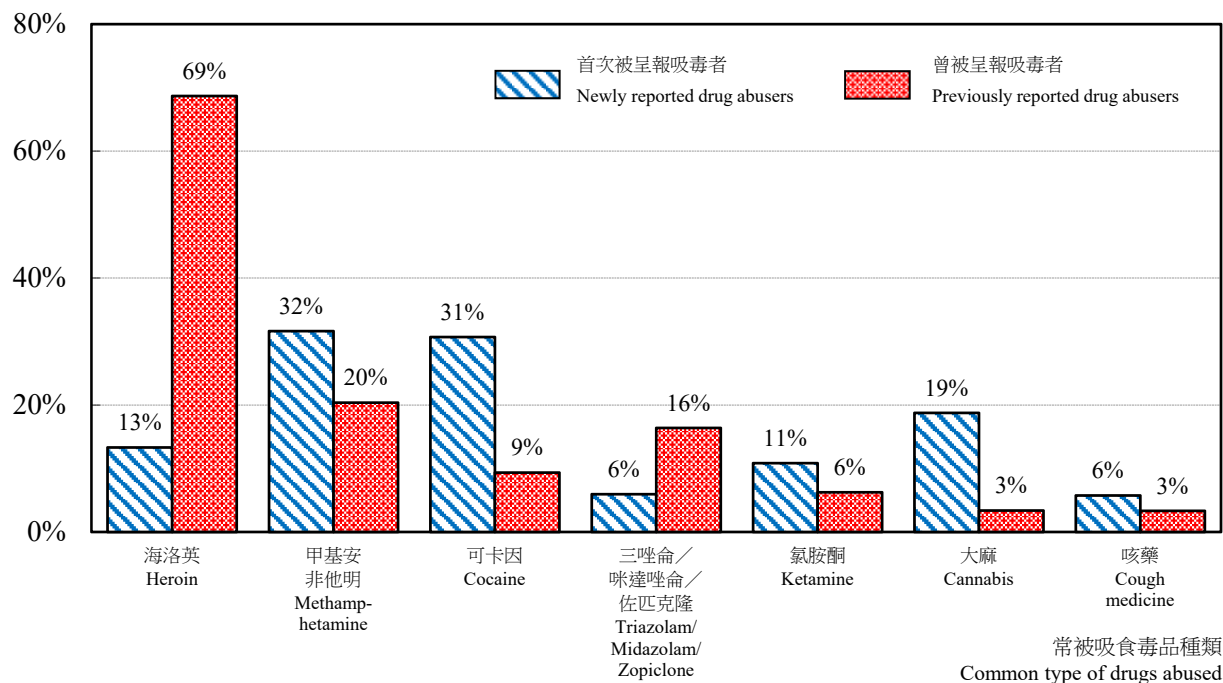
**Type of Drugs Abused
(Table 2b and Chart 4.2)**

4.7 Among the newly reported drug abusers in 2018, the most common type of drug abused was methamphetamine (32%), followed by cocaine (31%) and cannabis (19%).

4.8 As for previously reported drug abusers, heroin (69%) was the dominant type of drug abused, followed by methamphetamine (20%) and triazolam/midazolam/zopiclone (16%).

圖 4.2 2018 年首次／曾被呈報吸毒者通常吸食的毒品種類

Chart 4.2 Common types of drugs abused by newly/previously reported drug abusers in 2018



現時吸食毒品原因

(表 2c)

4.9 首次被呈報吸毒者現時吸食毒品的最常見原因是「解悶／情緒低落／壓力」(49%)，其次是「受到同輩朋友影響／想和同輩朋友打成一片」(34%)、「避免因沒有吸食毒品而感到不適」(23%)和「出於好奇」(21%)。

4.10 至於曾被呈報吸毒者，現時吸食毒品的最常見原因，分別是「避免因沒有吸食毒品而感到不適」(57%)、「解悶／情緒低落／壓力」(39%)和「受到同輩朋友影響／想和同輩朋友打成一片」(29%)。

Reason for Current Drug Abuse

(Table 2c)

4.9 For the newly reported drug abusers, the most common reason for current drug use was “relief of boredom/depression/stress” (49%), followed by “peer influence/to identify with peers” (34%), “to avoid discomfort of its absence” (23%) and “curiosity” (21%).

4.10 As for the previously reported abusers, the most common reasons for current drug use were “to avoid discomfort of its absence” (57%), “relief of boredom/depression/stress” (39%) and “peer influence/to identify with peers” (29%).

經濟活動身分 (表 2e)

4.11 在首次被呈報的吸毒者中，有35%是全職工作人士，30%是失業人士及18%是散工／兼職工作人士。在曾被呈報吸毒者中，失業人士的比重較高，達49%，另28%是全職工作人士及14%是散工／兼職工作人士。

教育程度 (表 2f)

4.12 首次被呈報吸毒者中，50%有初中教育程度，35%有高中教育程度及7%有專上教育程度。8%只有小學程度或以下。

4.13 曾被呈報吸毒者的教育水平相對較低，49%有初中教育程度，28%有小學程度或以下，21%有高中教育程度及2%有專上教育程度。

婚姻狀況 (表 2g)

4.14 在首次被呈報的吸毒者中，有62%從未結婚，而曾被呈報吸毒者中則有較少比重從未結婚，為39%。已婚和同居者合計，分別佔首次被呈報吸毒者的27%和曾被呈報吸毒者的36%，而鰥寡、離婚或分居者合計，則分別佔前者的11%和後者的24%。

Economic Activity Status (Table 2e)

4.11 Of all newly reported drug abusers, 35% were full-time workers, 30% were unemployed and 18% were casual/part-time workers. Among the previously reported persons, the proportion of the unemployed was higher, at 49%. Another 28% were full-time workers and 14% casual/part-time workers.

Educational Attainment (Table 2f)

4.12 For the newly reported drug abusers, 50% attained lower secondary, 35% upper secondary and 7% post-secondary education. 8% only attained primary education or below.

4.13 For the previously reported abusers, their educational level was relatively lower, with 49% attaining lower secondary education, 28% primary education or below, 21% upper secondary education and 2% post-secondary education.

Marital Status (Table 2g)

4.14 62% of the newly reported drug abusers had never been married while the respective proportion among the previously reported persons was lower, at 39%. Married and cohabiting persons together took up 27% of the newly reported drug abusers and 36% of the previously reported drug abusers, while the widowed, divorced or separated together took up 11% of the former group and 24% of the latter group.

4.15 在已婚或同居的首次被呈報者中，有 27% 報稱其伴侶亦吸毒，較曾被呈報者有吸毒伴侶的比例高 (20%)。

4.15 Of those married or cohabiting newly reported abusers, 27% reported that their partners also abused drugs, higher than the corresponding figure for the previously reported abusers with drug taking partners (20%).

5 2018年各主要類別被呈報吸毒者的特徵 Characteristics of Major Categories of Reported Drug Abusers in 2018

5.1 吸毒者吸食超過一種毒品的現象十分普遍。

被呈報吸食多種毒品人士*
(表 1c 及圖 5.1)

5.2 在 2018 年的所有被呈報吸毒者中，有 1 489 人或 23% 吸食超過一種毒品。

5.3 在 2018 年，約 20% 的吸毒者吸食兩種毒品，而海洛英及三唑侖／咪達唑侖／佐匹克隆是最常被吸食的毒品組合。另有 3% 的吸毒者吸食三種毒品，只有少於 1% 的吸毒者吸食超過三種毒品。

5.1 It is a common phenomenon for drug abusers to abuse more than one type of drugs.

Reported Multiple Drug Abusers*
(Table 1c and Chart 5.1)

5.2 Of all reported drug abusers, 1 489 or 23% took more than one type of drugs in 2018.

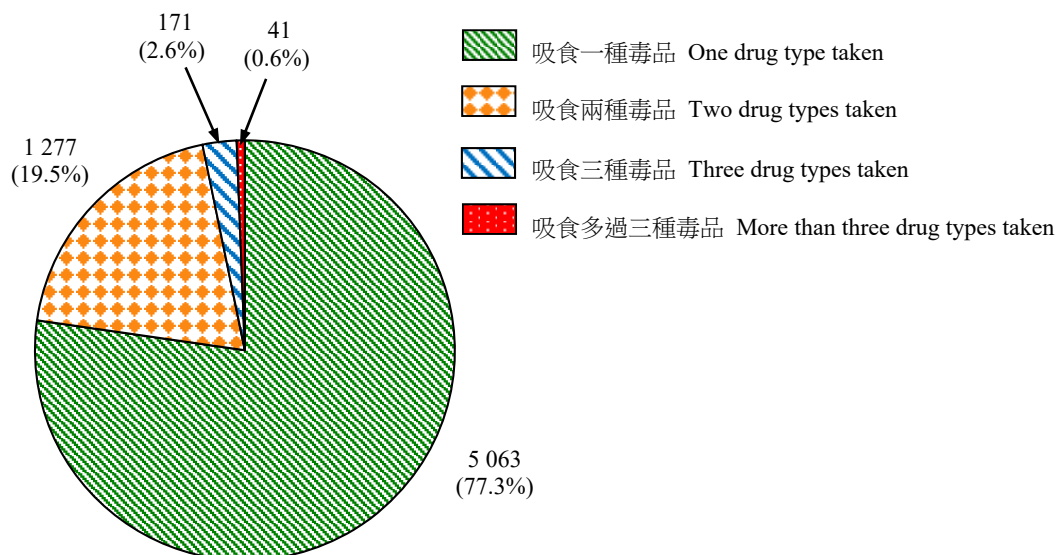
5.3 About 20% of the reported drug abusers took two types of drugs in 2018. The most common combination of the two types of drugs taken was heroin and triazolam/midazolam/zopiclone. Another 3% of reported drug abusers took three types of drugs, while less than 1% took more than three types of drugs.

註釋： * 被呈報吸食多種毒品人士是指在某指定年份內被呈報吸食超過一種毒品的人士，不論有關毒品是否在同一時間混合吸食。

Note: * A reported multiple drug abuser is defined to be a person who is reported to have taken more than one type of drugs in a given year, irrespective of whether the drugs were taken concurrently on one occasion or not.

圖 5.1 按吸食毒品種類數目及主要吸食毒品組合劃分的 2018 年被呈報吸毒者
 Chart 5.1 Reported drug abusers in 2018 by number and major combination of drug types taken

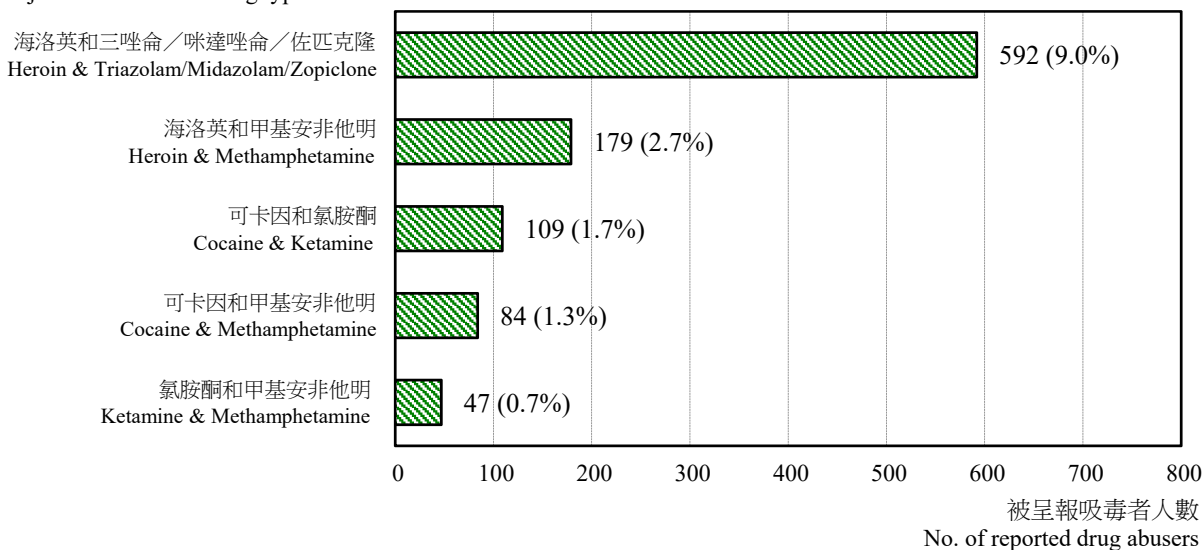
(a) 吸食毒品種類數目 Number of drug types taken



(b) 吸食兩種毒品 Two drug types taken

主要吸食毒品組合

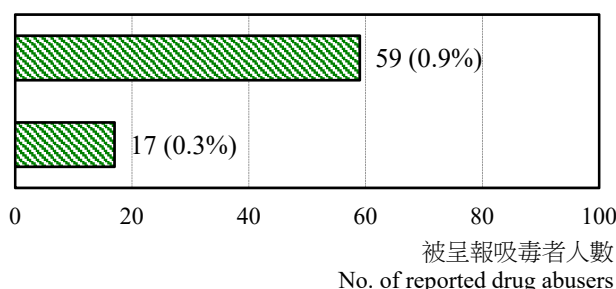
Major combination of drug types taken



(c) 吸食三種毒品 Three drug types taken

主要吸食毒品組合

Major combination of drug types taken

海洛英、甲基安非他明和三唑侖／咪達唑侖／佐匹克隆
Heroin, Methamphetamine & Triazolam/Midazolam/Zopiclone可卡因、氯胺酮和甲基安非他明
Cocaine, Ketamine & Methamphetamine

註釋：括弧內的數字顯示佔所有被呈報吸毒者的百分比。

Note: Figures in brackets refer to the percentage of all reported drug abusers.

被呈報吸食海洛英人士與被呈報吸食危害精神毒品人士的比較

Comparison of Reported Heroin Abusers with Reported Psychotropic Substance Abusers

5.4 以下各段就被呈報吸食海洛英人士與被呈報吸食危害精神毒品人士的特徵作比較，並載列有關各主要被呈報吸食危害精神毒品人士類別（即吸食甲基安非他明、三唑侖／咪達唑侖／佐匹克隆、可卡因、氯胺酮、大麻及咳藥的人士）主要特徵的分項數字。

5.4 In the ensuing paragraphs, a comparison of the characteristics of reported heroin abusers and reported psychotropic substance abusers is presented. Separate figures on the salient characteristics of the major categories of reported psychotropic substance abusers, viz. abusers of methamphetamine, triazolam/midazolam/zopiclone, cocaine, ketamine, cannabis and cough medicine abusers are also included.

年齡和性別 (表 3a、4a 及圖 5.2)

Age and Sex (Table 3a, 4a and Chart 5.2)

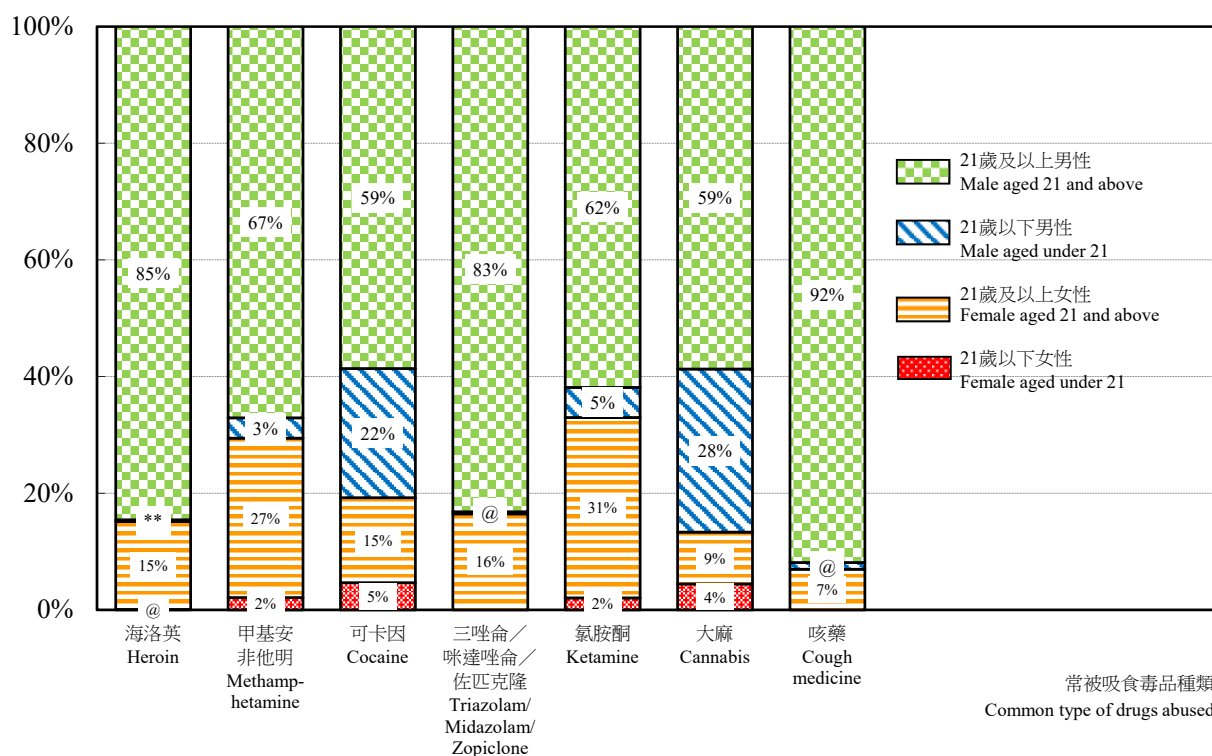
5.5 在 2018 年，共有 3 597 名被呈報吸食海洛英人士，平均年齡為 49 歲，當中大部分（85%）是男性。而 3 894 名被呈報吸食危害精神毒品人士的平均年齡為 36 歲，遠較被呈報吸食海洛英者年輕，當中 77% 是男性。相對來說，女性在被呈報吸食危害精神毒品者中所佔的比例（23% 或

5.5 In 2018, there were 3 597 reported heroin abusers at an average age of 49 years. The majority (85%) of them were males. The 3 894 reported psychotropic substance abusers were much younger than the reported heroin abusers, at an average age of 36 years. 77% of them were males. Relatively, there were more reported female psychotropic

881 人)，較在被呈報吸食海洛英者所佔的比例（15%或 545 人）為高。

substances abusers by proportion (23% or 881) than reported female heroin abusers (15% or 545).

圖 5.2 按常被吸食毒品種類劃分的 2018 年被呈報吸毒者的性別／年齡組別分布
Chart 5.2 Age/sex distribution of reported drug abusers in 2018 by common type of drugs abused



註釋：沒有 21 歲以下女性吸食三唑侖／咪達唑侖／佐匹克隆及咳藥。
** 少於 0.5%。

Notes: No female aged under 21 abused triazolam/midazolam/zopiclone and cough medicine.
** Less than 0.5%.

5.6 在六大類被呈報吸食危害精神毒品者中，女性佔被呈報吸食氯胺酮和甲基安非他明人士的百分比比較高，分別為 33%及 29%。在被呈報吸食可卡因、三唑侖／咪達唑侖／佐匹克隆、大麻和咳藥人士當中，女性的相應百分比則分別為 19%、16%、13%和 7%。

5.6 Among the six major categories of reported psychotropic substance abusers, the proportions of females were relatively higher among the reported ketamine and methamphetamine abusers, being 33% and 29% respectively. The corresponding proportions of female abusers of cocaine, triazolam/midazolam/zopiclone, cannabis and cough medicine were 19%, 16%, 13% and 7% respectively.

5.7 在被呈報吸食各類危害精神毒品人士年齡方面，吸食三唑侖／咪達唑侖／佐匹克隆者的平均年齡為 47 歲，遠較其他五大類危害精神毒品人士年長。吸食咳藥、甲基安非他明、氯胺酮、可卡因及大麻人士的平均年齡分別是 37 歲、37 歲、31 歲、28 歲及 28 歲。

首次吸毒年齡 (表 3c)

5.8 在 2018 年，吸食海洛英者首次吸食該藥物的平均年齡為 19 歲。在六大類被呈報吸食危害精神毒品者中，首次濫用相關藥物的平均年齡以吸食三唑侖／咪達唑侖／佐匹克隆者最高，為 27 歲，而吸食氯胺酮者則最低，只有 19 歲。

毒齡 (表 3c)

5.9 被呈報吸食各類危害精神毒品人士的年紀比吸食海洛英人士為輕，因此前者的毒齡均較後者為短。就 2018 年被呈報吸食甲基安非他明人士而言，其甲基安非他明毒齡中位數為 11 年；另外，吸食大麻人士的大麻毒齡中位數為 4 年；而吸食海洛英人士的海洛英毒齡中位數則長達 29 年。

5.7 In respect of the age of various categories of psychotropic substance abusers, triazolam/midazolam/zopiclone abusers, at an average age of 47 years, were much older than abusers of the other five major categories of psychotropic substance. The average ages of cough medicine, methamphetamine, ketamine, cocaine and cannabis abusers were 37, 37, 31, 28 and 28 years respectively.

Age of First Abuse (Table 3c)

5.8 The average age of first abuse of heroin for heroin abusers was 19 years in 2018. Among the six major categories of reported psychotropic substance abusers, the average age of first abusing the drug for triazolam/midazolam/zopiclone abusers was the highest, at 27 years; while that for ketamine abusers was the lowest, at 19 years.

Drug History (Table 3c)

5.9 As the reported abusers of psychotropic substances are generally much younger than those of heroin, the former had a shorter drug history than the latter. For the reported methamphetamine abusers, the median methamphetamine abusing history in 2018 was 11 years. The median cannabis abusing history of cannabis abusers was 4 years, while for heroin abusers, the median heroin abusing history was much longer, at 29 years.

現時吸食毒品原因 (表 4c)

5.10 被呈報吸食海洛英者中，現時吸食毒品的最普遍原因是「避免因沒有吸食毒品而感到不適」(佔被呈報吸食海洛英者 71%)，其次是「解悶／情緒低落／壓力」(34%)和「受到同輩朋友影響／想和同輩朋友打成一片」(28%)。對於被呈報吸食危害精神毒品者，最普遍的原因是「解悶／情緒低落／壓力」(49%)，其次是「受到同輩朋友影響／想和同輩朋友打成一片」(34%)和「避免因沒有吸食毒品而感到不適」(34%)。

居住地區 (表 3b 及 4b)

5.11 在 2018 年，較多被呈報吸食海洛英者居住在深水埗(佔被呈報吸食海洛英者 16%)、油尖旺(14%)及觀塘(11%)。對於被呈報吸食危害精神毒品者，整體而言較多人居住在元朗、觀塘及深水埗(各 10%)。深水埗及觀塘(各 11%)是最多被呈報吸食甲基安非他明者居住的地區；對於被呈報吸食可卡因者，元朗(13%)居首位；元朗及沙田(各 13%)是最多被呈報吸食大麻者居住的地區；而被呈報吸食三唑侖／咪達唑侖／佐匹克隆、氣胺酮及咳藥者，分別最多居於深水埗(15%)、元朗(13%)及大埔(12%)。

Reason for Current Drug Use (Table 4c)

5.10 Among the reported heroin abusers, the most common reason for the current use of drug was “to avoid discomfort of its absence” (71% of reported heroin abusers), followed by “relief of boredom/depression/stress” (34%) and “peer influence/to identify with peers” (28%). Among the reported psychotropic substance abusers, “relief of boredom/depression/stress” (49%) came first, followed by “peer influence/to identify with peers” (34%) and “to avoid discomfort of its absence” (34%).

District of Residence (Table 3b and 4b)

5.11 Relatively more reported heroin abusers in 2018 resided in Sham Shui Po (16% of reported heroin abusers), Yau Tsim Mong (14%) and Kwun Tong (11%). For the reported psychotropic substance abusers as a whole, more resided in Yuen Long, Kwun Tong and Sham Shui Po (10% each). More specifically, Sham Shui Po and Kwun Tong (11% each) had the highest number of reported methamphetamine abusers. For the reported cocaine abusers, Yuen Long (13%) was on the top of the list. Yuen Long and Shatin (13% each) had the highest number of reported cannabis abusers. For reported abusers of triazolam/midazolam/zopiclone, ketamine and cough medicine, Sham Shui Po (15%), Yuen Long (13%) and Tai Po (12%) had the highest number of abusers respectively.

每月吸毒次數

(圖 5.3)

5.12 吸食海洛英與三唑侖／咪達唑侖／佐匹克隆者一般吸食次數較頻密，每月吸食次數中位數均為 60 次。至於吸食其他較普遍的危害精神毒品者，相應吸食次數少很多，如吸食咳藥者為 30 次、吸食甲基安非他明、氯胺酮及硝甲西洋者均為 13 次、吸食亞甲二氧基甲基安非他明者為 11 次，吸食可卡因者為 9 次，而吸食大麻者為 6 次。

Monthly Frequency of Abusing Drugs

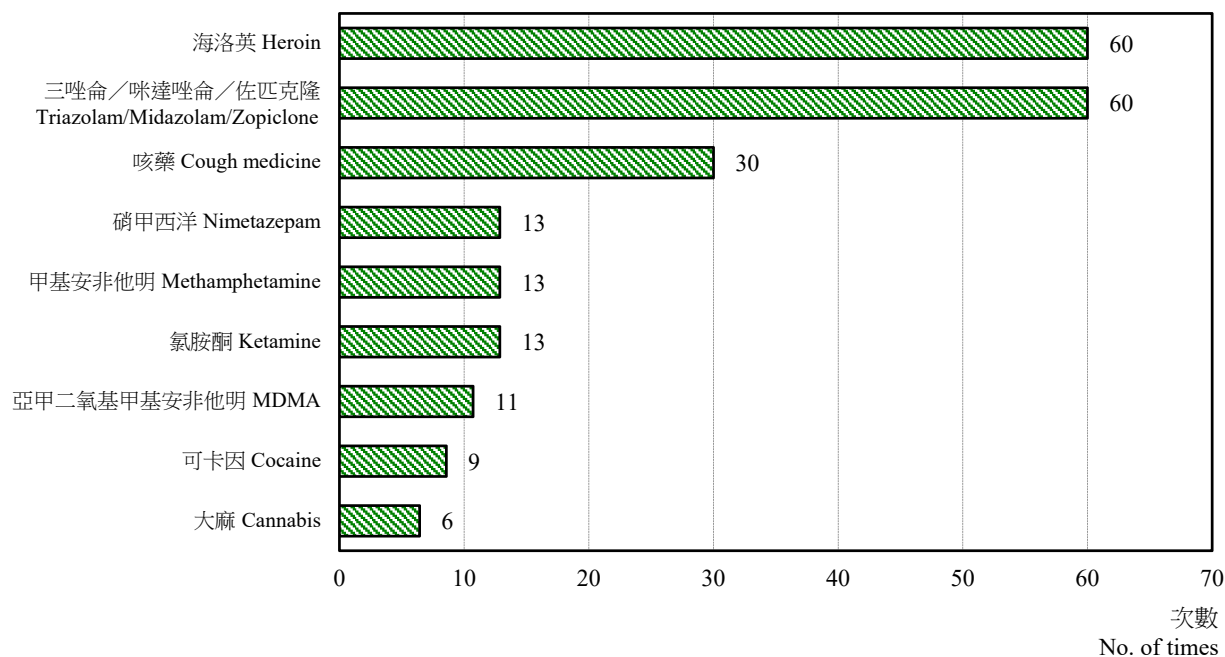
(Chart 5.3)

5.12 Abusers of heroin and triazolam/midazolam/zopiclone had relatively higher frequencies of abusing drugs in general, both with a median monthly frequency of 60 times. The corresponding figures for abusers of other common psychotropic substances were much lower, as for example, 30 times for cough medicine abusers, 13 times for methamphetamine, ketamine and nimetazepam abusers, 11 times for MDMA abusers, 9 times for cocaine abusers and 6 times for cannabis abusers.

圖 5.3 按常被吸食毒品種類劃分的 2018 年每月吸毒次數中位數
Chart 5.3 Median monthly frequency of abusing drugs in 2018 by common type of drugs abused

常被吸食毒品種類

Common type of drugs abused



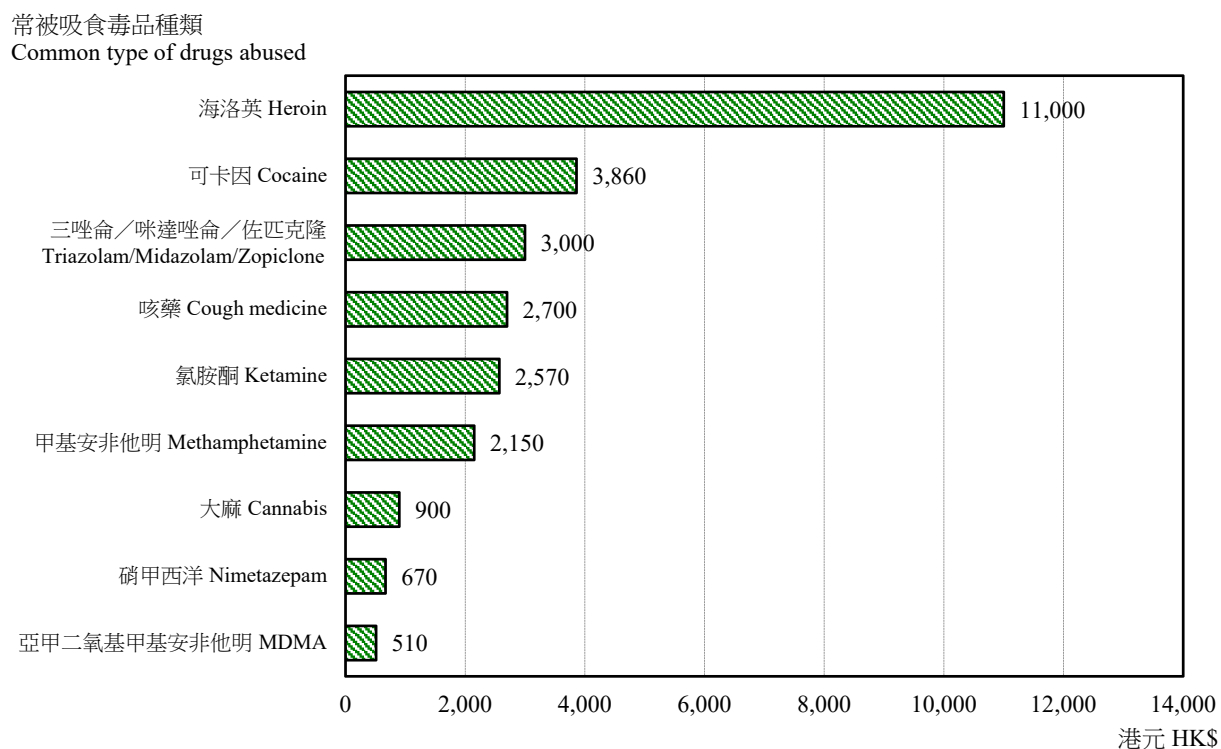
每月吸毒開支 (圖 5.4)

5.13 被呈報吸食海洛英者的每月吸毒開支最高，於 2018 年的每月開支中位數為 11,000 元。在常被吸食危害精神毒品中，吸毒者吸食可卡因、三唑侖／咪達唑侖／佐匹克隆、咳藥、氯胺酮及甲基安非他明的每月開支中位數較高，分別達 3,860 元、3,000 元、2,700 元、2,570 元及 2,150 元，而吸食亞甲二氧基甲基安非他明的每月開支中位數則為 510 元。

Monthly Expenditure of Abusing Drugs
(Chart 5.4)

5.13 The reported abusers of heroin had the highest monthly expenditure of abusing drugs in general, with a median monthly expenditure of \$11,000 in 2018. Among the abusers of common psychotropic substances, those taking cocaine, triazolam/midazolam/zopiclone, cough medicine, ketamine and methamphetamine had a higher median monthly expenditure of \$3,860, \$3,000, \$2,700, \$2,570 and \$2,150 respectively while the corresponding figure for MDMA abusers was \$510.

圖 5.4 按常被吸食毒品種類劃分的 2018 年每月吸毒開支中位數
Chart 5.4 Median monthly expenditure of abusing drugs in 2018 by common type of drugs abused



註釋： 數字進位至最接近的十位數。

Note: Figures are rounded to the nearest ten.

經濟活動身分 (表 3e)

5.14 2018 年被呈報吸食三唑侖／咪達唑侖／佐匹克隆、海洛英、甲基安非他明、咳藥、可卡因、大麻及氯胺酮的吸毒者中均有不少為失業人士，分別佔該些吸毒者的 60%、54%、41%、38%、27%、26%及 24%。

吸食毒品地點 (表 3f)

5.15 對不同毒品而言，家／朋友的家於 2018 年均為最常被呈報的吸食地點，達 65%至 85%；其次是公眾地方如休憩地方／公園／公廁。會所／大廈／酒店／酒吧內舉行的非派對場合排第三至五位。不同毒品的吸食地點都有所不同；例如，12%的咳藥吸食者曾於電子遊戲機中心吸毒，而 11%的可卡因吸食者曾於會所／大廈／酒店／酒吧內舉行的派對場合吸毒。

Economic Activity Status (Table 3e)

5.14 A notable proportion of triazolam/midazolam/zopiclone (60%), heroin (54%), methamphetamine (41%), cough medicine (38%), cocaine (27%), cannabis (26%) and ketamine (24%) abusers were unemployed in 2018.

Locality of Abusing Drugs (Table 3f)

5.15 Home/friend's home was the most popular location of abusing drugs for 65%-85% of the abusers of various drugs in 2018, followed by public areas like recreation area/public park/public toilet. Non-party gathering in club house/building/hotel/bar generally ranked third to fifth. The locality of abusing drugs varied among various drugs. For example, 12% of cough medicine abusers took drugs in electronic game centre while 11% of cocaine abusers took drugs in party gathering in club house/building/hotel/bar.

統計表 Tables

頁數 Page

<p>1. 按下列變量／分類劃分的 2009 至 2018 年被呈報吸毒者：</p> <p>a. 性別及年齡組別</p> <p>b. 首次／曾被呈報、性別及年齡組別</p> <p>c. 吸食毒品種類數目</p> <p>d. 年齡組別及主要吸食毒品種類</p> <p>e. 吸食毒品方法</p> <p>f. 年齡組別及吸食毒品地方</p> <p>g. 年齡組別及吸食毒品地點</p> <p>h. 年齡組別及現時吸食毒品原因</p> <p>i. 性別及首次吸食毒品年齡</p> <p>j. 年齡組別及經濟活動身分</p> <p>k. 年齡組別及教育程度</p> <p>l. 種族</p> <p>m. 性別、婚姻狀況及伴侶有否吸毒</p> <p>n. 年齡組別及居住地區</p> <p>o. 屋宇單位類型</p> <p>p. 年齡組別及曾否有犯罪紀錄</p> <p>q. 年齡組別及呈報機構類別</p> <p>r. 呈報機構類別</p>	<p>1. Reported drug abusers for 2009-2018 by :</p> <p>a. sex by age group 47</p> <p>b. newly/previously reported by sex by age group 50</p> <p>c. number of drug types taken 52</p> <p>d. age group by major type of drugs abused 53</p> <p>e. method of taking drugs 56</p> <p>f. age group by place of abusing drugs 57</p> <p>g. age group by locality of abusing drugs 58</p> <p>h. age group by reason for current drug use 60</p> <p>i. sex by age of first abuse 62</p> <p>j. age group by economic activity status 63</p> <p>k. age group by educational attainment 65</p> <p>l. ethnicity 66</p> <p>m. sex by marital status by whether partner took drugs 67</p> <p>n. age group by district of residence 68</p> <p>o. type of quarters 71</p> <p>p. age group by whether previously convicted 72</p> <p>q. age group by type of reporting agency 73</p> <p>r. type of reporting agency 75</p>
<p>2. 按下列變量／分類劃分的 2018 年首次／曾被呈報吸毒者：</p> <p>a. 性別及年齡組別</p> <p>b. 年齡組別及常被吸食毒品種類</p> <p>c. 現時吸食毒品原因</p> <p>d. 首次吸食毒品年齡</p> <p>e. 經濟活動身分</p> <p>f. 教育程度</p>	<p>2. Newly/previously reported drug abusers in 2018 by :</p> <p>a. sex by age group 76</p> <p>b. age group by common type of drugs abused 78</p> <p>c. reason for current drug use 80</p> <p>d. age of first abuse 81</p> <p>e. economic activity status 82</p> <p>f. educational attainment 83</p>

		頁數 <i>Page</i>
g.	性別、婚姻狀況及伴侶有否吸毒	84
g.	sex by marital status by whether partner took drugs	84
h.	年齡組別及呈報機構類別	85
h.	age group by type of reporting agency	85
3.	按下列變量／分類劃分的 2018 年被呈報吸食常見毒品者：	
3.	Reported abusers of common drug types in 2018 by :	
a.	性別及年齡組別	87
a.	sex by age group	87
b.	居住地區	88
b.	district of residence	88
c.	首次吸食相關個別毒品年齡	89
c.	age of first abusing the respective type of drugs	89
d.	吸食毒品方法	90
d.	method of taking drugs	90
e.	經濟活動身分	91
e.	economic activity status	91
f.	吸食毒品地點	92
f.	locality of abusing drugs	92
4.	按下列變量／分類劃分的 2018 年被呈報吸食海洛英及危害精神毒品者：	
4.	Reported heroin and psychotropic substance abusers in 2018 by :	
a.	性別及年齡組別	93
a.	sex by age group	93
b.	居住地區	94
b.	district of residence	94
c.	現時吸食毒品原因	95
c.	reason for current drug use	95

表 1a 按性別及年齡組別劃分的2009至2018年被呈報吸毒者
Table 1a Reported drug abusers for 2009-2018 by sex by age group

性別／年齡組別 Sex/age group	人數 No. of persons										
	2009	2010	2011	2012	2013	2014	2015	2016	2017	2018	
男 Male											
< 12	@ (@)	@ (@)	- (-)	- (-)	- (-)	- (-)	- (-)	- (-)	- (-)	- (-)	- (-)
12 - 15	359 (3.2)	224 (2.2)	165 (1.8)	110 (1.2)	65 (0.8)	41 (0.6)	29 (0.4)	28 (0.4)	22 (0.4)	34 (0.6)	
16 - 17	705 (6.3)	541 (5.4)	417 (4.4)	325 (3.6)	230 (2.8)	150 (2.0)	129 (1.9)	94 (1.4)	81 (1.5)	89 (1.7)	
18 - 20	1 160 (10.3)	1 094 (10.9)	839 (8.9)	708 (7.8)	528 (6.4)	393 (5.3)	340 (4.9)	283 (4.2)	257 (4.6)	241 (4.5)	
< 21 小計 Sub-total	2 228 (19.9)	1 860 (18.6)	1 421 (15.1)	1 143 (12.7)	823 (9.9)	584 (7.9)	498 (7.2)	405 (6.0)	360 (6.4)	364 (6.8)	
21 - 30	2 799 (24.9)	2 440 (24.4)	2 251 (23.9)	2 104 (23.3)	2 025 (24.4)	1 598 (21.6)	1 610 (23.2)	1 519 (22.5)	1 076 (19.3)	886 (16.7)	
31 - 40	2 425 (21.6)	2 288 (22.9)	2 313 (24.5)	2 332 (25.8)	2 125 (25.6)	2 059 (27.9)	1 823 (26.2)	1 827 (27.1)	1 297 (23.2)	1 192 (22.4)	
41 - 50	1 815 (16.2)	1 560 (15.6)	1 547 (16.4)	1 575 (17.4)	1 558 (18.8)	1 414 (19.1)	1 350 (19.4)	1 446 (21.4)	1 332 (23.9)	1 342 (25.2)	
≥ 51	1 954 (17.4)	1 860 (18.6)	1 894 (20.1)	1 880 (20.8)	1 771 (21.3)	1 730 (23.4)	1 666 (24.0)	1 554 (23.0)	1 518 (27.2)	1 531 (28.8)	
≥ 21 小計 Sub-total	8 993 (80.1)	8 148 (81.4)	8 005 (84.9)	7 891 (87.3)	7 479 (90.1)	6 801 (92.1)	6 449 (92.8)	6 346 (94.0)	5 223 (93.6)	4 951 (93.2)	
小計 Sub-total	11 221 (100.0)	10 008 (100.0)	9 426 (100.0)	9 034 (100.0)	8 302 (100.0)	7 385 (100.0)	6 947 (100.0)	6 751 (100.0)	5 583 (100.0)	5 315 (100.0)	
平均年齡 Average age	35	35	36	37	38	39	40	40	41	42	

表 1a [續]
Table 1a (Cont'd)

按性別及年齡組別劃分的2009至2018年被呈報吸毒者
Reported drug abusers for 2009-2018 by sex by age group

	人數 No. of persons									
性別／年齡組別 Sex/age group	2009	2010	2011	2012	2013	2014	2015	2016	2017	2018
女 Female										
< 12	@ (@)	- (-)	- (-)	- (-)	- (-)	- (-)	- (-)	- (-)	- (-)	- (-)
12 - 15	405 (14.6)	267 (10.6)	168 (7.8)	94 (4.5)	77 (3.9)	39 (2.3)	26 (1.4)	20 (1.3)	18 (1.4)	13 (1.0)
16 - 17	346 (12.5)	312 (12.3)	171 (8.0)	161 (7.8)	94 (4.8)	69 (4.1)	62 (3.4)	33 (2.2)	28 (2.2)	30 (2.3)
18 - 20	407 (14.7)	372 (14.7)	265 (12.3)	226 (10.9)	231 (11.8)	137 (8.1)	103 (5.6)	63 (4.2)	62 (4.8)	64 (4.9)
< 21 小計 Sub-total	1 160 (41.9)	951 (37.6)	604 (28.1)	481 (23.2)	402 (20.5)	245 (14.6)	191 (10.4)	116 (7.7)	108 (8.4)	107 (8.3)
21 - 30	682 (24.6)	659 (26.0)	629 (29.3)	692 (33.4)	680 (34.7)	625 (37.1)	681 (37.2)	483 (32.3)	340 (26.3)	311 (24.0)
31 - 40	580 (20.9)	588 (23.2)	554 (25.8)	565 (27.3)	518 (26.5)	450 (26.7)	517 (28.3)	431 (28.8)	394 (30.5)	373 (28.8)
41 - 50	239 (8.6)	220 (8.7)	248 (11.6)	217 (10.5)	259 (13.2)	258 (15.3)	326 (17.8)	337 (22.5)	313 (24.2)	341 (26.3)
≥ 51	108 (3.9)	112 (4.4)	111 (5.2)	117 (5.6)	99 (5.1)	105 (6.2)	115 (6.3)	130 (8.7)	137 (10.6)	164 (12.7)
≥ 21 小計 Sub-total	1 609 (58.1)	1 579 (62.4)	1 542 (71.9)	1 591 (76.8)	1 556 (79.5)	1 438 (85.4)	1 639 (89.6)	1 381 (92.3)	1 184 (91.6)	1 189 (91.7)
小計 Sub-total	2 769 (100.0)	2 530 (100.0)	2 146 (100.0)	2 072 (100.0)	1 958 (100.0)	1 683 (100.0)	1 830 (100.0)	1 497 (100.0)	1 292 (100.0)	1 296 (100.0)
平均年齡 Average age	26	27	29	30	30	32	33	35	36	37

表 1a [續]
Table 1a (Cont'd)

按性別及年齡組別劃分的2009至2018年被呈報吸毒者
Reported drug abusers for 2009-2018 by sex by age group

	人數 No. of persons									
性別／年齡 Sex/age	2009	2010	2011	2012	2013	2014	2015	2016	2017	2018
合計 Overall										
< 12	6 (*)	@ (@)	- (-)	- (-)	- (-)	- (-)	- (-)	- (-)	- (-)	- (-)
12 - 15	764 (5.5)	491 (3.9)	333 (2.9)	204 (1.8)	142 (1.4)	80 (0.9)	55 (0.6)	48 (0.6)	40 (0.6)	47 (0.7)
16 - 17	1 051 (7.5)	853 (6.8)	588 (5.1)	486 (4.4)	324 (3.2)	219 (2.4)	191 (2.2)	127 (1.5)	109 (1.6)	119 (1.8)
18 - 20	1 567 (11.2)	1 466 (11.7)	1 104 (9.5)	934 (8.4)	759 (7.4)	530 (5.8)	443 (5.0)	346 (4.2)	319 (4.6)	305 (4.6)
< 21 小計 Sub-total	3 388 (24.2)	2 811 (22.4)	2 025 (17.5)	1 624 (14.6)	1 225 (11.9)	829 (9.1)	689 (7.9)	521 (6.3)	468 (6.8)	471 (7.1)
21 - 30	3 481 (24.9)	3 099 (24.7)	2 880 (24.9)	2 796 (25.2)	2 705 (26.4)	2 223 (24.5)	2 291 (26.1)	2 002 (24.3)	1 416 (20.6)	1 197 (18.1)
31 - 40	3 005 (21.5)	2 876 (22.9)	2 867 (24.8)	2 897 (26.1)	2 643 (25.8)	2 509 (27.7)	2 340 (26.7)	2 258 (27.4)	1 691 (24.6)	1 565 (23.7)
41 - 50	2 054 (14.7)	1 780 (14.2)	1 795 (15.5)	1 792 (16.1)	1 817 (17.7)	1 672 (18.4)	1 676 (19.1)	1 783 (21.6)	1 645 (23.9)	1 683 (25.5)
≥ 51	2 062 (14.7)	1 972 (15.7)	2 005 (17.3)	1 997 (18.0)	1 870 (18.2)	1 835 (20.2)	1 781 (20.3)	1 684 (20.4)	1 655 (24.1)	1 695 (25.6)
≥ 21 小計 Sub-total	10 602 (75.8)	9 727 (77.6)	9 547 (82.5)	9 482 (85.4)	9 035 (88.1)	8 239 (90.9)	8 088 (92.1)	7 727 (93.7)	6 407 (93.2)	6 140 (92.9)
總計 Total	13 990 (100.0)	12 538 (100.0)	11 572 (100.0)	11 106 (100.0)	10 260 (100.0)	9 068 (100.0)	8 777 (100.0)	8 248 (100.0)	6 875 (100.0)	6 611 (100.0)
年輕成年人 ^A Young adult ^A	5 207 (37.2)	4 740 (37.8)	4 405 (38.1)	4 325 (38.9)	4 024 (39.2)	3 396 (37.5)	3 353 (38.2)	2 971 (36.0)	2 071 (30.1)	1 841 (27.8)
平均年齡 Average age										
所有被呈報吸毒者 All reported drug abusers	33	34	35	36	37	38	38	39	40	41
21歲以下被呈報吸毒者 Reported drug abusers under 21	17	17	18	18	18	18	18	18	18	18

註釋：括弧內的數字顯示佔各相關性別組別內所有被呈報吸毒者的百分比。

Notes: Figures in brackets refer to the proportions of all reported drug abusers in the respective sex groups.

^A 年輕成年人指年齡介乎21至35歲的人士。

Young adult refers to persons aged 21-35.

表 1b 按首次／曾被呈報、性別及年齡組別劃分的2009至2018年被呈報吸毒者

Table 1b Reported drug abusers for 2009-2018 by newly/previously reported by sex by age group

	人數 No. of persons									
性別／年齡組別 Sex/age group	2009	2010	2011	2012	2013	2014	2015	2016	2017	2018
首次被呈報 Newly reported										
男 Male										
< 16	296	183	152	101	53	31	23	24	20	33
16 - 20	1 143	962	689	603	437	318	288	261	247	257
< 21 小計 Sub-total	1 439	1 145	841	704	490	349	311	285	267	290
21 - 30	1 100	970	923	784	739	570	633	603	458	388
31 - 40	385	371	395	433	395	356	386	397	257	322
41 - 50	171	126	136	150	181	131	137	179	143	167
≥ 51	42	40	65	36	32	45	49	48	60	60
≥ 21 小計 Sub-total	1 698	1 507	1 519	1 403	1 347	1 102	1 205	1 227	918	937
小計 Sub-total	3 137	2 652	2 360	2 107	1 837	1 451	1 516	1 512	1 185	1 227
平均年齡 Average age	24	24	26	27	28	29	29	30	30	30
女 Female										
< 16	347	216	141	84	64	30	24	17	17	8
16 - 20	467	449	264	233	192	117	84	66	69	64
< 21 小計 Sub-total	814	665	405	317	256	147	108	83	86	72
21 - 30	321	298	308	353	336	296	292	214	164	165
31 - 40	130	126	121	121	144	119	164	130	113	103
41 - 50	46	46	46	40	48	54	85	72	53	71
≥ 51	12	24	28	14	16	15	18	18	21	24
≥ 21 小計 Sub-total	509	494	503	528	544	484	559	434	351	363
小計 Sub-total	1 323	1 159	908	845	800	631	667	517	437	435
平均年齡 Average age	21	22	25	25	26	28	30	30	30	31
合計 Overall										
< 16	643	399	293	185	117	61	47	41	37	41
16 - 20	1 610	1 411	953	836	629	435	372	327	316	321
< 21 小計 Sub-total	2 253	1 810	1 246	1 021	746	496	419	368	353	362
21 - 30	1 421	1 268	1 231	1 137	1 075	866	925	817	622	553
31 - 40	515	497	516	554	539	475	550	527	370	425
41 - 50	217	172	182	190	229	185	222	251	196	238
≥ 51	54	64	93	50	48	60	67	66	81	84
≥ 21 小計 Sub-total	2 207	2 001	2 022	1 931	1 891	1 586	1 764	1 661	1 269	1 300
總計 Total	4 460	3 811	3 268	2 952	2 637	2 082	2 183	2 029	1 622	1 662
平均年齡 Average age	23	24	25	26	27	28	29	30	30	31

表 1b [續]

按首次／曾被呈報、性別及年齡組別劃分的2009至2018年
被呈報吸毒者

Table 1b (Cont'd)

Reported drug abusers for 2009-2018 by newly/previously
reported by sex by age group

	人數 No. of persons									
性別／年齡組別 Sex/age group	2009	2010	2011	2012	2013	2014	2015	2016	2017	2018
曾被呈報 Previously reported										
男 Male										
< 16	67	42	13	9	12	10	6	@	@	@
16 - 20	722	673	567	430	321	225	181	116	91	73
< 21 小計 Sub-total	789	715	580	439	333	235	187	120	93	74
21 - 30	1 699	1 470	1 328	1 320	1 286	1 028	977	916	618	498
31 - 40	2 040	1 917	1 918	1 899	1 730	1 703	1 437	1 430	1 040	870
41 - 50	1 644	1 434	1 411	1 425	1 377	1 283	1 213	1 267	1 189	1 175
≥ 51	1 912	1 820	1 829	1 844	1 739	1 685	1 617	1 506	1 458	1 471
≥ 21 小計 Sub-total	7 295	6 641	6 486	6 488	6 132	5 699	5 244	5 119	4 305	4 014
小計 Sub-total	8 084	7 356	7 066	6 927	6 465	5 934	5 431	5 239	4 398	4 088
平均年齡 Average age	39	39	40	41	41	42	43	43	45	46
女 Female										
< 16	60	51	27	10	13	9	@	@	@	@
16 - 20	286	235	172	154	133	89	81	30	21	30
< 21 小計 Sub-total	346	286	199	164	146	98	83	33	22	35
21 - 30	361	361	321	339	344	329	389	269	176	146
31 - 40	450	462	433	444	374	331	353	301	281	270
41 - 50	193	174	202	177	211	204	241	265	260	270
≥ 51	96	88	83	103	83	90	97	112	116	140
≥ 21 小計 Sub-total	1 100	1 085	1 039	1 063	1 012	954	1 080	947	833	826
小計 Sub-total	1 446	1 371	1 238	1 227	1 158	1 052	1 163	980	855	861
平均年齡 Average age	31	31	33	33	33	34	35	37	39	40
合計 Overall										
< 16	127	93	40	19	25	19	8	7	@	6
16 - 20	1 008	908	739	584	454	314	262	146	112	103
< 21 小計 Sub-total	1 135	1 001	779	603	479	333	270	153	115	109
21 - 30	2 060	1 831	1 649	1 659	1 630	1 357	1 366	1 185	794	644
31 - 40	2 490	2 379	2 351	2 343	2 104	2 034	1 790	1 731	1 321	1 140
41 - 50	1 837	1 608	1 613	1 602	1 588	1 487	1 454	1 532	1 449	1 445
≥ 51	2 008	1 908	1 912	1 947	1 822	1 775	1 714	1 618	1 574	1 611
≥ 21 小計 Sub-total	8 395	7 726	7 525	7 551	7 144	6 653	6 324	6 066	5 138	4 840
總計 Total	9 530	8 727	8 304	8 154	7 623	6 986	6 594	6 219	5 253	4 949
平均年齡 Average age	38	38	39	40	40	41	41	42	44	45

表 1c 按吸食毒品種類數目劃分的2009至2018年被呈報吸毒者
Table 1c Reported drug abusers for 2009-2018 by number of drug types taken

	人數 No. of persons									
吸食毒品種類數目 Number of drug types taken	2009	2010	2011	2012	2013	2014	2015	2016	2017	2018
吸食一種毒品 One drug type taken	10 888	9 670	9 028	8 593	7 924	6 930	6 667	6 149	5 238	5 063
佔所有被呈報吸毒者的百分比 [#] % of all reported drug abusers [#]	78.2	77.4	78.5	77.7	77.8	77.3	76.8	75.1	76.9	77.3
吸食兩種毒品 Two drug types taken	2 459	2 283	2 071	2 073	1 962	1 689	1 652	1 718	1 354	1 277
佔所有被呈報吸毒者的百分比 [#] % of all reported drug abusers [#]	17.7	18.3	18.0	18.7	19.3	18.9	19.0	21.0	19.9	19.5
吸食三種毒品 Three drug types taken	451	381	296	305	244	273	297	269	178	171
佔所有被呈報吸毒者的百分比 [#] % of all reported drug abusers [#]	3.2	3.1	2.6	2.8	2.4	3.0	3.4	3.3	2.6	2.6
吸食多過三種毒品 More than three drug types taken	133	154	107	90	50	68	69	56	44	41
佔所有被呈報吸毒者的百分比 [#] % of all reported drug abusers [#]	1.0	1.2	0.9	0.8	0.5	0.8	0.8	0.7	0.6	0.6

註釋：# 佔所有被呈報吸食毒品種類的吸毒者的百分比。

Note: As a proportion of all reported drug abusers with known drugs abused.

表 1d 按年齡組別及主要吸食毒品種類劃分的2009至2018年被呈報吸毒者
Table 1d Reported drug abusers for 2009-2018 by age group by major type of drugs abused

	人數 No. of persons									
年齡組別／主要吸食毒品種類 ⁽¹⁾ Age group/major type of drugs abused ⁽¹⁾	2009	2010	2011	2012	2013	2014	2015	2016	2017	2018
21歲以下 Aged under 21										
麻醉鎮痛劑 Narcotics analgesics	79 (2.3)	79 (2.8)	74 (3.7)	76 (4.8)	50 (4.2)	42 (5.2)	42 (6.1)	20 (3.9)	15 (3.3)	14 (3.1)
海洛英 Heroin	78 (2.3)	77 (2.8)	74 (3.7)	76 (4.8)	50 (4.2)	42 (5.2)	41 (6.0)	20 (3.9)	15 (3.3)	14 (3.1)
菲仕通／美沙酮 Physeptone/Methadone	@ (@)	- (-)	- (-)	- (-)	- (-)	- (-)	- (-)	- (-)	- (-)	- (-)
危害精神毒品 Psychotropic substances	3 326 (98.9)	2 752 (98.3)	1 950 (97.5)	1 538 (96.6)	1 154 (96.6)	774 (95.9)	653 (95.6)	497 (96.9)	447 (97.6)	448 (97.6)
甲基安非他明 Methamphetamine	563 (16.7)	613 (21.9)	534 (26.7)	479 (30.1)	376 (31.5)	310 (38.4)	283 (41.4)	223 (43.5)	140 (30.6)	85 (18.5)
可卡因 Cocaine	221 (6.6)	429 (15.3)	402 (20.1)	378 (23.7)	360 (30.1)	198 (24.5)	187 (27.4)	185 (36.1)	233 (50.9)	258 (56.2)
三唑侖／咪達唑侖／佐匹克隆 Triazolam/Midazolam/Zopiclone	43 (1.3)	23 (0.8)	13 (0.7)	21 (1.3)	9 (0.8)	@ (@)	@ (@)	@ (@)	@ (@)	@ (@)
氯胺酮 Ketamine	2 834 (84.3)	2 241 (80.1)	1 411 (70.6)	973 (61.1)	628 (52.6)	375 (46.5)	260 (38.1)	118 (23.0)	37 (8.1)	35 (7.6)
大麻 Cannabis	250 (7.4)	224 (8.0)	144 (7.2)	138 (8.7)	83 (6.9)	87 (10.8)	77 (11.3)	95 (18.5)	129 (28.2)	153 (33.3)
咳藥 Cough medicine	126 (3.7)	76 (2.7)	79 (4.0)	64 (4.0)	43 (3.6)	23 (2.9)	19 (2.8)	13 (2.5)	8 (1.7)	@ (@)
亞甲二氧基甲基安非他明 MDMA	401 (11.9)	161 (5.8)	58 (2.9)	29 (1.8)	9 (0.8)	@ (@)	6 (0.9)	8 (1.6)	@ (@)	6 (1.3)
硝甲西洋 Nimetazepam	184 (5.5)	145 (5.2)	60 (3.0)	38 (2.4)	9 (0.8)	6 (0.7)	@ (@)	@ (@)	@ (@)	@ (@)
小計 Sub-total	3 362	2 799	1 999	1 592	1 195	807	683	513	458	459

表 1d [續]

按年齡組別及主要吸食毒品種類劃分的2009至2018年被呈報
吸毒者

Table 1d (Cont'd)

Reported drug abusers for 2009-2018 by age group by major
type of drugs abused

	人數 No. of persons									
年齡組別／主要吸食毒品種類 ⁽¹⁾ Age group/major type of drugs abused ⁽¹⁾	2009	2010	2011	2012	2013	2014	2015	2016	2017	2018
21歲及以上 Aged 21 & over										
麻醉鎮痛劑 Narcotics analgesics	6 840 (64.7)	6 132 (63.3)	5 878 (61.9)	5 777 (61.0)	5 079 (56.5)	4 564 (56.0)	4 382 (54.8)	4 040 (52.6)	3 710 (58.4)	3 584 (58.8)
海洛英 Heroin	6 825 (64.6)	6 123 (63.2)	5 877 (61.8)	5 771 (60.9)	5 077 (56.5)	4 562 (56.0)	4 380 (54.7)	4 038 (52.6)	3 707 (58.3)	3 583 (58.8)
菲仕通／美沙酮 Physeptone/Methadone	46 (0.4)	34 (0.4)	- (-)	- (-)	- (-)	@ (@)	@ (@)	- (-)	@ (@)	@ (@)
危害精神毒品 Psychotropic substances	5 179 (49.0)	4 918 (50.8)	4 954 (52.1)	5 105 (53.9)	5 167 (57.5)	4 769 (58.5)	4 852 (60.6)	4 806 (62.6)	3 633 (57.2)	3 446 (56.6)
甲基安非他明 Methamphetamine	839 (7.9)	987 (10.2)	1 015 (10.7)	1 204 (12.7)	1 487 (16.5)	1 752 (21.5)	1 977 (24.7)	2 272 (29.6)	1 644 (25.9)	1 433 (23.5)
可卡因 Cocaine	300 (2.8)	347 (3.6)	466 (4.9)	471 (5.0)	525 (5.8)	460 (5.6)	440 (5.5)	620 (8.1)	638 (10.0)	704 (11.6)
三唑侖／咪達唑侖／佐匹克隆 Triazolam/Midazolam/Zopiclone	1 354 (12.8)	1 224 (12.6)	1 207 (12.7)	1 243 (13.1)	1 121 (12.5)	1 019 (12.5)	982 (12.3)	979 (12.7)	882 (13.9)	901 (14.8)
氯胺酮 Nimetazepam	2 446 (23.1)	2 315 (23.9)	2 231 (23.5)	2 333 (24.6)	2 302 (25.6)	1 842 (22.6)	1 766 (22.1)	1 145 (14.9)	590 (9.3)	450 (7.4)
大麻 Cannabis	370 (3.5)	295 (3.0)	257 (2.7)	212 (2.2)	223 (2.5)	268 (3.3)	273 (3.4)	353 (4.6)	273 (4.3)	319 (5.2)
咳藥 Cough medicine	549 (5.2)	449 (4.6)	451 (4.7)	420 (4.4)	375 (4.2)	363 (4.5)	335 (4.2)	419 (5.5)	264 (4.2)	255 (4.2)
亞甲二氧基甲基安非他明 MDMA	117 (1.1)	92 (0.9)	60 (0.6)	40 (0.4)	44 (0.5)	36 (0.4)	49 (0.6)	46 (0.6)	27 (0.4)	35 (0.6)
硝甲西洋 Nimetazepam	88 (0.8)	101 (1.0)	50 (0.5)	47 (0.5)	16 (0.2)	28 (0.3)	28 (0.3)	25 (0.3)	28 (0.4)	20 (0.3)
小計 Sub-total	10 569	9 689	9 503	9 469	8 985	8 153	8 002	7 679	6 356	6 093

表 1d [續]

按年齡組別及主要吸食毒品種類劃分的2009至2018年被呈報
吸毒者

Table 1d (Cont'd)

Reported drug abusers for 2009-2018 by age group by major
type of drugs abused

	人數 No. of persons									
年齡組別／主要吸食毒品種類 ⁽¹⁾ Age group/major type of drugs abused ⁽¹⁾	2009	2010	2011	2012	2013	2014	2015	2016	2017	2018
所有年齡 All ages										
麻醉鎮痛劑 Narcotics analgesics	6 919 (49.7)	6 211 (49.7)	5 952 (51.7)	5 853 (52.9)	5 129 (50.4)	4 606 (51.4)	4 424 (50.9)	4 060 (49.6)	3 725 (54.7)	3 598 (54.9)
海洛英 Heroin	6 903 (49.6)	6 200 (49.6)	5 951 (51.7)	5 847 (52.9)	5 127 (50.4)	4 604 (51.4)	4 421 (50.9)	4 058 (49.5)	3 722 (54.6)	3 597 (54.9)
菲仕通／美沙酮 Physeptone/Methadone	47 (0.3)	34 (0.3)	- (-)	- (-)	- (-)	@ (@)	@ (@)	- (-)	@ (@)	@ (@)
危害精神毒品 Psychotropic substances	8 505 (61.1)	7 670 (61.4)	6 904 (60.0)	6 643 (60.1)	6 321 (62.1)	5 543 (61.9)	5 505 (63.4)	5 303 (64.7)	4 080 (59.9)	3 894 (59.4)
甲基安非他明 Methamphetamine	1 402 (10.1)	1 600 (12.8)	1 549 (13.5)	1 683 (15.2)	1 863 (18.3)	2 062 (23.0)	2 260 (26.0)	2 495 (30.5)	1 784 (26.2)	1 518 (23.2)
可卡因 Cocaine	521 (3.7)	776 (6.2)	868 (7.5)	849 (7.7)	885 (8.7)	658 (7.3)	627 (7.2)	805 (9.8)	871 (12.8)	962 (14.7)
三唑侖／咪達唑侖／佐匹克隆 Triazolam/Midazolam/Zopiclone	1 397 (10.0)	1 247 (10.0)	1 220 (10.6)	1 264 (11.4)	1 130 (11.1)	1 021 (11.4)	986 (11.4)	984 (12.0)	883 (13.0)	904 (13.8)
氯胺酮 Ketamine	5 280 (37.9)	4 556 (36.5)	3 642 (31.7)	3 306 (29.9)	2 930 (28.8)	2 217 (24.7)	2 026 (23.3)	1 263 (15.4)	627 (9.2)	485 (7.4)
大麻 Cannabis	620 (4.5)	519 (4.2)	401 (3.5)	350 (3.2)	306 (3.0)	355 (4.0)	350 (4.0)	448 (5.5)	402 (5.9)	472 (7.2)
咳藥 Cough medicine	675 (4.8)	525 (4.2)	530 (4.6)	484 (4.4)	418 (4.1)	386 (4.3)	354 (4.1)	432 (5.3)	272 (4.0)	258 (3.9)
亞甲二氧基甲基安非他明 MDMA	518 (3.7)	253 (2.0)	118 (1.0)	69 (0.6)	53 (0.5)	38 (0.4)	55 (0.6)	54 (0.7)	29 (0.4)	41 (0.6)
硝甲西洋 Nimetazepam	272 (2.0)	246 (2.0)	110 (1.0)	85 (0.8)	25 (0.2)	34 (0.4)	32 (0.4)	29 (0.4)	30 (0.4)	24 (0.4)
總計 Total	13 931	12 488	11 502	11 061	10 180	8 960	8 685	8 192	6 814	6 552

註釋：(1) 個別被呈報吸毒者在某年內可被呈報吸食多於一種毒品。

Notes: More than one type of drugs abused may be reported for an individual drug abuser in a given year.

括弧內的數字顯示佔各相關年齡組別內所有被呈報吸食毒品種類的吸毒者的百分比。

Figures in brackets refer to the proportions of all reported drug abusers with known drugs abused in the respective age groups.

表 1e 按吸食毒品方法劃分的2009至2018年被呈報吸毒者
Table 1e Reported drug abusers for 2009-2018 by method of taking drugs

	%#									
吸食毒品方法 ⁽¹⁾ Method of taking drugs ⁽¹⁾	2009	2010	2011	2012	2013	2014	2015	2016	2017	2018
注射 Injection	24.7	23.7	23.3	22.5	20.8	21.3	22.3	19.9	21.4	20.3
吸入煙霧 Fume inhaling	36.2	39.8	41.0	43.3	46.1	47.4	49.0	55.6	55.1	54.8
以香煙或煙管吸食 Smoking	16.5	15.8	18.5	19.1	18.2	19.9	14.6	18.6	20.1	18.7
鼻吸 Sniffing	36.5	36.8	32.7	32.0	31.3	27.1	25.5	20.2	13.2	11.1
口服 Oral ingestion	16.5	13.9	12.7	11.5	10.2	10.7	10.9	12.2	11.8	13.5

註釋：(1) 個別被呈報吸毒者在某年內可被呈報多於一種吸食毒品的的方法。

Notes: More than one kind of method of taking drugs may be reported for an individual drug abuser in a given year.

佔所有被呈報吸食毒品方法的吸毒者的百分比。

As a proportion of all reported drug abusers with known methods of taking drugs.

表 1f 按年齡組別及吸食毒品地方劃分的2009至2018年被呈報吸毒者
Table 1f Reported drug abusers for 2009-2018 by age group by place of abusing drugs

人數 No. of persons										
年齡組別／吸食毒品地方 ⁽¹⁾ Age group/place of abusing drugs ⁽¹⁾	2009	2010	2011	2012	2013	2014	2015	2016	2017	2018
21歲以下 Aged under 21										
香港特別行政區 Hong Kong SAR	3 199 (96.6)	2 674 (97.6)	1 894 (98.0)	1 531 (98.6)	1 156 (98.7)	778 (99.1)	659 (97.9)	493 (99.6)	441 (99.3)	439 (99.5)
中國內地 Mainland China	426 (12.9)	242 (8.8)	103 (5.3)	66 (4.2)	45 (3.8)	19 (2.4)	19 (2.8)	8 (1.6)	@ (@)	@ (@)
其他地方 Other places	18 (0.5)	11 (0.4)	13 (0.7)	6 (0.4)	11 (0.9)	8 (1.0)	6 (0.9)	@ (@)	@ (@)	6 (1.4)
21歲及以上 Aged 21 & over										
香港特別行政區 Hong Kong SAR	10 003 (95.3)	9 231 (95.9)	9 043 (96.1)	9 167 (98.0)	8 734 (98.4)	7 932 (98.0)	7 769 (98.4)	7 463 (98.7)	6 224 (98.6)	5 932 (98.7)
中國內地 Mainland China	1 074 (10.2)	888 (9.2)	773 (8.2)	566 (6.1)	461 (5.2)	471 (5.8)	374 (4.7)	315 (4.2)	256 (4.1)	214 (3.6)
其他地方 Other places	109 (1.0)	58 (0.6)	76 (0.8)	69 (0.7)	76 (0.9)	71 (0.9)	110 (1.4)	81 (1.1)	69 (1.1)	52 (0.9)
所有年齡 All ages										
香港特別行政區 Hong Kong SAR	13 202 (95.6)	11 905 (96.2)	10 937 (96.4)	10 698 (98.1)	9 890 (98.4)	8 710 (98.1)	8 428 (98.3)	7 956 (98.7)	6 665 (98.7)	6 371 (98.7)
中國內地 Mainland China	1 500 (10.9)	1 130 (9.1)	876 (7.7)	632 (5.8)	506 (5.0)	490 (5.5)	393 (4.6)	323 (4.0)	260 (3.8)	218 (3.4)
其他地方 Other places	127 (0.9)	69 (0.6)	89 (0.8)	75 (0.7)	87 (0.9)	79 (0.9)	116 (1.4)	84 (1.0)	73 (1.1)	58 (0.9)

註釋：(1) 個別被呈報吸毒者在某年內可被呈報多於一個吸食毒品地方。

Notes: More than one place of abusing drugs may be reported for an individual drug abuser in a given year.

括弧內的數字顯示佔各相關年齡組別內所有被呈報吸食毒品地方的吸毒者的百分比。

Figures in brackets refer to the proportions of all reported drug abusers with known places of abusing drugs in the respective age groups.

表 1g 按年齡組別及吸食毒品地點劃分的2009至2018年被呈報吸毒者
Table 1g Reported drug abusers for 2009-2018 by age group by locality of abusing drugs

	%#									
年齡組別／吸食毒品地點 ⁽¹⁾ Age group/locality of abusing drugs ⁽¹⁾	2009	2010	2011	2012	2013	2014	2015	2016	2017	2018
21歲以下 Aged under 21										
只在家／朋友的家 Home/friend's home only	27.0	36.0	41.5	44.8	50.1	53.2	57.5	45.9	45.0	41.6
在家／朋友的家及其他地點 Home/friend's home and other localities	44.0	39.1	33.1	32.2	30.2	28.8	23.4	35.3	27.6	23.4
只在其他地點 Other localities only	29.0	24.9	25.4	23.1	19.7	18.1	19.0	18.9	27.4	35.0
其他地點 Other localities										
公眾地方如休憩地方／公園／公廁 Public area like recreation area/public park/public toilet	43.3	36.2	33.7	32.3	27.3	27.4	23.7	25.3	23.2	29.4
會所／大廈／酒店／酒吧內舉行的非派對場合 Non-party gathering in club house/building/hotel/bar	9.6	8.1	7.3	8.9	7.9	8.3	4.7	7.1	9.8	11.2
會所／大廈／酒店／酒吧內舉行的派對場合 Party gathering in club house/building/hotel/bar	7.6	9.4	8.3	8.2	6.0	5.4	8.8	11.8	15.2	11.4
的士高／卡拉OK Disco/karaoke	29.2	23.3	15.5	13.9	10.4	6.6	8.1	12.0	9.8	10.5
出租屋／渡假屋／出租地方 Apartment/bungalow/rental area	4.6	3.6	2.6	3.1	3.1	3.4	3.7	7.3	6.1	4.0
電子遊戲機中心 Electronic game centre	6.7	5.3	6.8	6.6	5.5	6.8	3.3	4.1	4.0	4.7
咖啡店／網吧 Coffee shop/internet café	6.3	6.4	6.7	6.1	5.3	5.8	4.6	8.5	4.0	5.8
學校(包括學校宿舍) School (include school hostel)	2.0	1.4	1.3	0.5	0.6	0.4	-	0.4	-	-
21歲及以上 Aged 21 & over										
只在家／朋友的家 Home/friend's home only	46.4	48.1	50.2	51.6	51.9	53.6	56.3	53.3	59.2	59.2
在家／朋友的家及其他地點 Home/friend's home and other localities	32.0	32.9	30.9	30.4	29.0	26.2	24.3	22.4	21.0	20.6
只在其他地點 Other localities only	21.5	19.0	18.9	18.0	19.1	20.2	19.3	24.2	19.9	20.2
其他地點 Other localities										
公眾地方如休憩地方／公園／公廁 Public area like recreation area/public park/public toilet	37.5	38.5	37.1	36.4	37.4	36.6	34.6	39.6	32.5	31.5
會所／大廈／酒店／酒吧內舉行的非派對場合 Non-party gathering in club house/building/hotel/bar	2.5	3.6	3.6	4.4	4.2	3.5	2.5	2.2	2.6	2.7
會所／大廈／酒店／酒吧內舉行的派對場合 Party gathering in club house/building/hotel/bar	4.8	3.2	3.5	3.4	3.1	2.7	2.1	1.9	2.4	2.5
的士高／卡拉OK Disco/karaoke	13.4	10.9	7.9	6.3	5.4	4.0	3.5	2.2	1.9	1.6
出租屋／渡假屋／出租地方 Apartment/bungalow/rental area	2.0	2.3	2.5	2.0	1.7	1.7	2.2	2.2	2.7	2.0
電子遊戲機中心 Electronic game centre	2.8	3.3	2.8	2.0	1.7	1.3	1.4	1.3	1.1	1.2
咖啡店／網吧 Coffee shop/internet café	2.5	3.0	2.8	2.9	2.2	1.8	2.1	1.5	1.2	1.1

表 1g [續] 按年齡組別及吸食毒品地點劃分的2009至2018年被呈報吸毒者
 Table 1g (Cont'd) Reported drug abusers for 2009-2018 by age group by locality of abusing drugs

年齡組別／吸食毒品地點 ⁽¹⁾ Age group/locality of abusing drugs ⁽¹⁾	2009	2010	2011	2012	2013	2014	2015	2016	2017	2018
%#										
所有年齡 All ages										
只在家／朋友的家 Home/friend's home only	41.8	45.3	48.7	50.6	51.7	53.6	56.4	52.9	58.3	58.1
在家／朋友的家及其他地點 Home/friend's home and other localities	34.9	34.3	31.3	30.7	29.2	26.5	24.3	23.2	21.4	20.7
只在其他地點 Other localities only	23.3	20.4	20.0	18.7	19.1	20.0	19.3	23.9	20.3	21.2
<i>其他地點 Other localities</i>										
公眾地方如休憩地方／公園／公廁 Public area like recreation area/public park/public toilet	38.9	38.0	36.5	35.9	36.2	35.7	33.8	38.7	31.9	31.4
會所／大廈／酒店／酒吧內舉行的非派對場合 Non-party gathering in club house/building/hotel/bar	4.2	4.6	4.2	5.0	4.6	3.9	2.6	2.5	3.1	3.2
會所／大廈／酒店／酒吧內舉行的派對場合 Party gathering in club house/building/hotel/bar	5.5	4.6	4.3	4.1	3.5	2.9	2.6	2.5	3.2	3.1
的士高／卡拉OK Disco/karaoke	17.2	13.7	9.2	7.4	6.0	4.3	3.9	2.8	2.4	2.2
出租屋／渡假屋／出租地方 Apartment/bungalow/rental area	2.6	2.6	2.5	2.1	1.8	1.9	2.3	2.5	2.9	2.1
電子遊戲機中心 Electronic game centre	3.7	3.7	3.5	2.6	2.1	1.8	1.6	1.5	1.3	1.4
咖啡店／網吧 Coffee shop/internet café	3.4	3.8	3.5	3.4	2.6	2.1	2.3	1.9	1.4	1.4
學校(包括學校宿舍) School (include school hostel)	0.5	0.3	0.2	0.1	0.1	*	-	0.1	*	*

註釋：(1) 個別被呈報吸毒者在某年內可被呈報多於一個吸食毒品地點。

Notes: More than one locality of abusing drugs may be reported for an individual drug abuser in a given year.

佔各相關年齡組別內所有被呈報吸食毒品地點的吸毒者的百分比。

As a proportion of all reported drug abusers with known localities of abusing drugs in the respective age groups.

表 1h 按年齡組別及現時吸食毒品原因劃分的2009至2018年被呈報吸毒者
Table 1h Reported drug abusers for 2009-2018 by age group by reason for current drug use

	%#									
年齡組別／現時吸食毒品原因 ⁽¹⁾ Age group/reason for current drug use ⁽¹⁾	2009	2010	2011	2012	2013	2014	2015	2016	2017	2018
21歲以下 Aged under 21										
避免因沒有吸食毒品而感到不適 To avoid discomfort of its absence	15.3	16.4	18.7	24.0	21.8	21.5	18.3	21.0	13.2	11.7
解悶／情緒低落／壓力 Relief of boredom/Depression/Stress	51.2	48.7	44.5	46.2	46.7	47.5	48.4	49.9	49.3	46.2
受到同輩朋友影響／想和同輩朋友打成一片 Peer influence/To identify with peers	68.0	62.4	59.1	58.2	55.9	55.3	45.9	54.1	55.6	56.1
出於好奇 Curiosity	43.0	38.6	36.5	38.6	32.9	31.4	36.5	34.5	30.5	28.3
尋求快感或官能上的滿足 To seek euphoria or sensory satisfaction	33.6	29.5	27.7	24.7	23.3	20.3	21.5	28.1	26.9	26.7
自行治理疾病 For self-medication	2.0	1.8	2.0	2.7	2.3	1.8	2.6	3.0	3.1	3.1
受到伴侶影響 Under influence of the partner	5.6	4.8	5.0	4.5	5.9	4.7	5.4	9.0	3.8	3.8
其他原因 Other reasons	0.1	0.1	0.2	-	-	-	-	-	-	-
21歲及以上 Aged 21 & over										
避免因沒有吸食毒品而感到不適 To avoid discomfort of its absence	42.1	46.9	45.0	44.4	43.2	42.2	48.1	49.6	51.4	51.6
解悶／情緒低落／壓力 Relief of boredom/Depression/Stress	48.1	47.5	49.8	50.5	49.2	46.4	44.7	42.9	42.9	40.8
受到同輩朋友影響／想和同輩朋友打成一片 Peer influence/To identify with peers	48.8	49.0	47.4	46.8	47.0	43.9	41.1	31.7	30.2	28.3
出於好奇 Curiosity	27.5	23.4	22.2	21.9	21.2	19.2	19.1	19.5	19.1	16.6
尋求快感或官能上的滿足 To seek euphoria or sensory satisfaction	23.1	21.1	20.2	22.5	20.9	14.9	15.2	15.7	14.2	15.1
自行治理疾病 For self-medication	5.8	5.7	6.9	6.5	5.6	4.9	4.3	7.0	6.3	6.2
受到伴侶影響 Under influence of the partner	2.3	2.5	2.6	2.6	2.6	2.1	2.4	4.8	4.0	3.5
其他原因 Other reasons	*	0.1	0.1	*	-	*	-	*	0.1	*

表 1h [續]

按年齡組別及現時吸食毒品原因劃分的2009至2018年
被呈報吸毒者Table 1h (Cont'd) Reported drug abusers for 2009-2018 by age group by reason
for current drug use

	%#									
年齡組別／現時吸食毒品原因 ⁽¹⁾ Age group/reason for current drug use ⁽¹⁾	2009	2010	2011	2012	2013	2014	2015	2016	2017	2018
所有年齡 All ages										
避免因沒有吸食毒品而感到不適 To avoid discomfort of its absence	35.6	40.1	40.5	41.5	40.7	40.4	45.8	47.8	48.8	48.8
解悶／情緒低落／壓力 Relief of boredom/Depression/Stress	48.8	47.7	48.9	49.9	48.9	46.5	45.0	43.4	43.3	41.1
受到同輩朋友影響／想和同輩朋友打成一片 Peer influence/To identify with peers	53.4	52.0	49.5	48.4	48.0	44.9	41.5	33.1	31.9	30.3
出於好奇 Curiosity	31.2	26.8	24.6	24.3	22.5	20.3	20.5	20.4	19.9	17.4
尋求快感或官能上的滿足 To seek euphoria or sensory satisfaction	25.7	23.0	21.5	22.9	21.2	15.4	15.7	16.5	15.1	15.9
自行治理疾病 For self-medication	4.9	4.8	6.1	5.9	5.2	4.6	4.1	6.7	6.1	6.0
受到伴侶影響 Under influence of the partner	3.1	3.0	3.0	2.9	2.9	2.4	2.6	5.1	4.0	3.6
其他原因 Other reasons	0.1	0.1	0.1	*	-	*	-	*	0.1	*

註釋：(1) 個別被呈報吸毒者在某年內可被呈報多於一個現時吸食毒品原因。

Notes: More than one reason for current drug use may be reported for an individual drug abuser in a given year.

佔各相關年齡組別內所有被呈報現時吸食毒品原因的吸毒者的百分比。

As a proportion of all reported drug abusers with known reasons for current drug use in the respective age groups.

表 1i 按性別及首次吸食毒品年齡劃分的2009至2018年被呈報吸毒者
Table 1i Reported drug abusers for 2009-2018 by sex by age of first abuse

	%#									
性別／首次吸食毒品年齡 Sex/age of first abuse	2009	2010	2011	2012	2013	2014	2015	2016	2017	2018
男 Male										
< 12	3.0	3.0	3.1	3.1	3.1	3.2	2.8	3.0	3.2	3.7
12 - 15	35.9	37.3	36.6	36.5	35.7	35.2	35.0	33.4	34.2	32.7
16 - 17	20.1	20.0	20.4	18.9	19.4	18.9	18.8	18.2	18.5	18.2
18 - 20	22.5	22.1	21.5	22.8	22.8	23.0	23.6	22.3	22.2	22.9
21 - 25	10.9	10.1	10.0	9.9	9.8	10.3	10.0	11.0	11.0	10.5
26 - 30	4.5	4.5	4.8	5.0	4.9	5.0	5.1	6.1	5.1	5.4
≥ 31	3.1	3.0	3.6	3.8	4.3	4.4	4.6	6.0	5.8	6.5
小計 Sub-total	100.0	100.0	100.0	100.0	100.0	100.0	100.0	100.0	100.0	100.0
首次吸食毒品平均年齡 Average age of first abuse	18	18	18	18	18	18	18	19	19	19
女 Female										
< 12	2.2	2.7	2.3	2.1	1.9	1.7	1.7	1.4	2.9	2.6
12 - 15	40.4	40.7	38.3	38.2	37.4	34.6	34.4	32.8	31.2	31.9
16 - 17	17.2	19.2	18.2	18.4	18.9	20.1	18.9	19.0	17.7	18.5
18 - 20	18.0	17.7	18.6	18.4	18.5	20.1	19.9	20.5	17.8	19.3
21 - 25	11.1	10.0	10.9	10.4	11.2	11.6	10.7	11.1	13.9	11.6
26 - 30	5.5	4.9	5.7	6.9	6.2	5.3	6.4	6.6	6.7	7.3
≥ 31	5.6	4.8	6.1	5.6	5.9	6.7	7.9	8.6	9.9	8.8
小計 Sub-total	100.0	100.0	100.0	100.0	100.0	100.0	100.0	100.0	100.0	100.0
首次吸食毒品平均年齡 Average age of first abuse	18	18	18	18	18	19	19	19	20	19
合計 Overall										
< 12	2.9	2.9	2.9	2.9	2.9	2.9	2.6	2.7	3.1	3.5
12 - 15	36.8	38.0	36.9	36.8	36.0	35.1	34.9	33.3	33.7	32.6
16 - 17	19.5	19.9	20.0	18.8	19.3	19.1	18.8	18.3	18.3	18.3
18 - 20	21.7	21.3	21.0	22.1	22.0	22.5	22.9	22.0	21.4	22.2
21 - 25	10.9	10.1	10.2	10.0	10.1	10.5	10.1	11.1	11.5	10.7
26 - 30	4.7	4.5	5.0	5.3	5.1	5.0	5.4	6.2	5.4	5.8
≥ 31	3.6	3.3	4.1	4.1	4.6	4.8	5.3	6.5	6.5	6.9
總計 Total	100.0	100.0	100.0	100.0	100.0	100.0	100.0	100.0	100.0	100.0
首次吸食毒品平均年齡 Average age of first abuse										
所有被呈報吸毒者 All reported drug abusers	18	18	18	18	18	18	18	19	19	19
21歲以下被呈報吸毒者 Reported drug abusers under 21	15	15	15	15	15	15	15	15	16	16

註釋：# 佔各相關性別組別內所有被呈報首次吸食毒品年齡的吸毒者的百分比。

Note: As a proportion of all reported drug abusers with known age of first abuse in the respective sex groups.

表 1j 按年齡組別及經濟活動身分劃分的2009至2018年被呈報吸毒者
Table 1j Reported drug abusers for 2009-2018 by age group by economic activity status

	%#									
年齡組別／經濟活動身分 Age group/economic activity status	2009	2010	2011	2012	2013	2014	2015	2016	2017	2018
21歲以下 Aged under 21										
全職工作人士 Full-time worker	25.8	27.0	26.1	26.0	27.8	25.7	27.9	23.5	24.7	25.5
散工／兼職工作人士 Casual/Part-time worker	10.1	13.4	13.1	15.7	14.7	20.8	22.6	26.8	26.7	22.5
失業人士 Unemployed	30.7	32.2	35.5	35.0	34.2	32.5	29.6	28.6	23.9	25.1
料理家務人士 Home-maker	0.3	0.2	0.1	0.1	0.5	0.9	0.9	0.4	1.8	1.1
學生 Student	30.8	24.4	22.4	19.7	17.4	16.4	14.9	15.9	16.8	20.3
其他 Others	2.3	2.8	2.9	3.5	5.4	3.9	4.1	4.8	6.1	5.6
<i>小計 Sub-total</i>	<i>100.0</i>	<i>100.0</i>	<i>100.0</i>	<i>100.0</i>	<i>100.0</i>	<i>100.0</i>	<i>100.0</i>	<i>100.0</i>	<i>100.0</i>	<i>100.0</i>
21歲及以上 Aged 21 & over										
全職工作人士 Full-time worker	33.2	34.4	34.5	34.8	35.5	36.5	36.1	32.8	31.3	30.0
散工／兼職工作人士 Casual/Part-time worker	11.1	11.6	11.4	12.0	11.6	10.6	11.3	11.3	11.8	14.6
失業人士 Unemployed	49.1	47.6	48.6	47.5	46.8	47.4	46.1	49.0	48.7	45.6
料理家務人士 Home-maker	1.9	2.2	2.1	1.9	2.4	2.1	2.3	2.7	2.6	3.1
學生 Student	0.2	0.3	0.3	0.3	0.2	0.2	0.3	0.2	0.3	0.2
退休人士 Retired person	2.4	2.8	2.4	3.1	2.7	2.9	3.0	3.3	4.1	5.2
其他 Others	2.1	1.1	0.6	0.5	0.8	0.5	0.9	0.8	1.4	1.2
<i>小計 Sub-total</i>	<i>100.0</i>	<i>100.0</i>	<i>100.0</i>	<i>100.0</i>	<i>100.0</i>	<i>100.0</i>	<i>100.0</i>	<i>100.0</i>	<i>100.0</i>	<i>100.0</i>

表 1j [續]
Table 1j (Cont'd)

按年齡組別及經濟活動身分劃分的2009至2018年被呈報吸毒者
Reported drug abusers for 2009-2018 by age group by economic activity status

年齡組別／經濟活動身分 Age group/economic activity status	2009	2010	2011	2012	2013	2014	2015	2016	2017	2018	% [#]
所有年齡 All ages											
全職工作人士 Full-time worker	31.5	32.8	33.1	33.5	34.6	35.5	35.5	32.2	30.8	29.7	
散工／兼職工作人士 Casual/Part-time worker	10.9	12.0	11.7	12.5	11.9	11.5	12.2	12.4	12.8	15.2	
失業人士 Unemployed	44.7	44.2	46.4	45.7	45.3	46.0	44.8	47.6	46.9	44.1	
料理家務人士 Home-maker	1.5	1.8	1.8	1.6	2.2	2.0	2.2	2.5	2.5	2.9	
學生 Student	7.5	5.6	4.1	3.1	2.2	1.6	1.5	1.3	1.4	1.7	
退休人士 Retired person	1.8	2.2	2.0	2.6	2.4	2.6	2.7	3.0	3.8	4.9	
其他 Others	2.1	1.5	1.0	1.0	1.3	0.8	1.2	1.1	1.7	1.6	
總計 Total	100.0	100.0	100.0	100.0	100.0	100.0	100.0	100.0	100.0	100.0	

註釋：# 佔各相關年齡組別內所有被呈報經濟活動身分的吸毒者的百分比。

Note: As a proportion of all reported drug abusers with known economic activity status in the respective age groups.

表 1k 按年齡組別及教育程度劃分的2009至2018年被呈報吸毒者
Table 1k Reported drug abusers for 2009-2018 by age group by educational attainment

	%#									
年齡組別／教育程度 Age group/ educational attainment	2009	2010	2011	2012	2013	2014	2015	2016	2017	2018
21歲以下 Aged under 21										
無受過教育／幼稚園程度 No schooling/kindergarten	0.1	0.2	0.1	0.1	-	0.1	-	-	-	0.2
小學程度 Primary	1.4	1.4	1.7	1.8	1.8	1.1	0.9	1.4	0.9	0.9
初中程度（中一至中三） Lower secondary (Forms 1 to 3)	66.4	68.4	68.6	68.6	70.6	73.0	70.1	74.3	71.0	63.5
高中程度（中四至中七） Upper secondary (Forms 4 to 7)	31.6	29.2	28.5	28.5	27.0	24.7	27.9	21.4	26.2	32.5
專上教育程度 Post-secondary	0.5	0.9	1.1	1.0	0.7	1.1	1.2	2.9	1.9	2.8
小計 Sub-total	100.0	100.0	100.0	100.0	100.0	100.0	100.0	100.0	100.0	100.0
21歲及以上 Aged 21 & over										
無受過教育／幼稚園程度 No schooling/kindergarten	1.9	1.5	1.3	1.3	1.4	1.5	1.3	1.7	1.9	2.5
小學程度 Primary	27.4	26.5	25.8	24.5	23.1	22.5	21.5	20.9	22.8	22.1
初中程度（中一至中三） Lower secondary (Forms 1 to 3)	51.7	50.7	50.7	51.9	51.2	50.7	49.5	49.1	48.6	48.2
高中程度（中四至中七） Upper secondary (Forms 4 to 7)	17.8	19.7	20.2	20.2	22.4	22.7	24.6	25.0	23.2	23.7
專上教育程度 Post-secondary	1.2	1.5	1.9	2.1	1.9	2.6	3.2	3.2	3.5	3.5
小計 Sub-total	100.0	100.0	100.0	100.0	100.0	100.0	100.0	100.0	100.0	100.0
所有年齡 All ages										
無受過教育／幼稚園程度 No schooling/kindergarten	1.4	1.2	1.1	1.1	1.2	1.4	1.2	1.6	1.7	2.3
小學程度 Primary	21.2	21.0	21.7	21.2	20.6	20.5	19.8	19.5	21.2	20.5
初中程度（中一至中三） Lower secondary (Forms 1 to 3)	55.2	54.6	53.8	54.3	53.5	52.8	51.1	50.9	50.2	49.3
高中程度（中四至中七） Upper secondary (Forms 4 to 7)	21.1	21.8	21.6	21.4	23.0	22.9	24.9	24.8	23.4	24.4
專上教育程度 Post-secondary	1.0	1.4	1.8	2.0	1.8	2.4	3.0	3.2	3.4	3.5
總計 Total	100.0	100.0	100.0	100.0	100.0	100.0	100.0	100.0	100.0	100.0

註釋：# 佔各相關年齡組別內所有被呈報教育程度的吸毒者的百分比。

Note: As a proportion of all reported drug abusers with known educational attainment in the respective age groups.

表 1/ 按種族劃分的2009至2018年被呈報吸毒者
Table 1/ Reported drug abusers for 2009-2018 by ethnicity

種族 Ethnicity	2009	2010	2011	2012	2013	2014	2015	2016	2017	2018	% [#]
華裔 Chinese	94.8	94.6	93.5	93.2	93.1	92.1	90.9	89.3	89.0	88.9	
非華裔 Non-chinese											
尼泊爾裔 Nepalese	1.7	2.1	2.7	2.9	2.9	3.1	3.2	3.4	4.0	3.8	
印度裔／巴基斯坦裔／ 孟加拉裔／斯里蘭卡裔 Indian/Pakistani/ Bangladeshi/Sri Lankan	0.6	0.7	1.0	1.1	1.2	1.4	2.0	3.2	3.1	3.1	
越南裔 Vietnamese	2.0	1.7	1.8	1.9	1.8	2.1	2.2	2.5	2.4	2.1	
泰國裔 Thai	0.2	0.1	0.1	0.1	0.2	0.2	0.3	0.3	0.3	0.4	
菲律賓裔 Filipino	0.1	0.1	0.1	0.1	0.1	0.2	0.2	0.3	0.2	0.3	
英國裔 British	*	*	0.1	0.1	0.1	0.1	0.2	0.1	0.1	0.2	
印尼裔 Indonesian	0.1	0.1	*	*	*	0.1	0.1	0.1	0.1	0.1	
其他 Others	0.6	0.5	0.7	0.6	0.6	0.6	0.9	0.7	0.8	1.1	
總計 Total	100.0	100.0	100.0	100.0	100.0	100.0	100.0	100.0	100.0	100.0	100.0

註釋：# 佔所有被呈報種族的吸毒者的百分比。

Note: As a proportion of all reported drug abusers with known ethnicity.

表 1m 按性別、婚姻狀況及伴侶有否吸毒劃分的2009至2018年被呈報吸毒者
Table 1m Reported drug abusers for 2009-2018 by sex by marital status by whether partner took drugs

	%									
性別／婚姻狀況／ 伴侶有否吸毒 Sex/marital status/ whether partner took drugs	2009	2010	2011	2012	2013	2014	2015	2016	2017	2018
男 Male										
從未結婚 Never married	59.9	57.9	54.3	51.8	51.5	49.1	49.1	50.7	48.0	46.6
已婚／同居 Married/Cohabiting	30.2	31.4	33.0	34.4	33.6	34.8	33.7	33.1	33.3	33.8
伴侶有吸毒 [#] Partner took drugs [#]	9.9	11.2	10.4	11.9	12.2	11.4	12.1	14.5	14.4	15.4
伴侶沒有吸毒 [#] Partner did not take drugs [#]	90.1	88.8	89.6	88.1	87.8	88.6	87.9	85.5	85.6	84.6
離婚／分居 Divorced/Separated	9.4	10.1	12.0	13.2	14.3	15.5	16.5	15.7	18.1	18.4
鰥／寡 Widowed	0.5	0.5	0.7	0.7	0.7	0.6	0.6	0.5	0.5	1.2
小計 Sub-total	100.0	100.0	100.0	100.0	100.0	100.0	100.0	100.0	100.0	100.0
女 Female										
從未結婚 Never married	62.7	60.2	57.3	57.7	55.8	50.9	50.2	45.3	41.6	37.7
已婚／同居 Married/Cohabiting	27.5	28.7	27.2	27.4	29.1	31.1	30.3	32.8	34.7	35.6
伴侶有吸毒 [#] Partner took drugs [#]	62.5	53.4	44.4	43.2	44.2	38.0	39.8	39.1	41.7	42.8
伴侶沒有吸毒 [#] Partner did not take drugs [#]	37.5	46.6	55.6	56.8	55.8	62.0	60.2	60.9	58.3	57.2
離婚／分居 Divorced/Separated	8.8	9.8	13.5	13.3	13.1	16.0	18.1	19.3	21.1	23.4
鰥／寡 Widowed	1.0	1.3	2.0	1.6	2.0	2.0	1.4	2.6	2.6	3.4
小計 Sub-total	100.0	100.0	100.0	100.0	100.0	100.0	100.0	100.0	100.0	100.0
合計 Overall										
從未結婚 Never married	60.4	58.4	54.8	52.8	52.3	49.4	49.4	49.7	46.8	44.8
已婚／同居 Married/Cohabiting	29.7	30.9	31.9	33.1	32.8	34.2	33.0	33.1	33.6	34.2
伴侶有吸毒 [#] Partner took drugs [#]	22.8	21.2	17.4	17.6	18.4	17.0	18.8	20.0	20.0	21.5
伴侶沒有吸毒 [#] Partner did not take drugs [#]	77.2	78.8	82.6	82.4	81.6	83.0	81.2	80.0	80.0	78.5
離婚／分居 Divorced/Separated	9.3	10.1	12.3	13.2	14.0	15.6	16.8	16.3	18.7	19.4
鰥／寡 Widowed	0.6	0.7	1.0	0.9	0.9	0.8	0.8	0.9	0.9	1.6
總計 Total	100.0	100.0	100.0	100.0	100.0	100.0	100.0	100.0	100.0	100.0

註釋：# 佔各相關性別組別內被呈報已婚／同居及伴侶有／否吸毒的吸毒者的百分比。

Note: As a proportion of reported married/cohabiting drug abusers with known information on whether partner took drugs in the respective sex groups.

表 1n 按年齡組別及居住地區劃分的2009至2018年被呈報吸毒者
Table 1n Reported drug abusers for 2009-2018 by age group by district of residence

	%#									
年齡組別／居住地區 Age group/district of residence	2009	2010	2011	2012	2013	2014	2015	2016	2017	2018
21歲以下 Aged under 21										
中西區 Central & Western	0.8	1.0	1.0	0.7	0.8	1.3	0.7	0.6	0.2	0.6
灣仔 Wan Chai	0.5	0.7	0.9	0.9	0.4	0.5	1.3	0.8	-	0.4
東區 Eastern	5.5	4.7	7.1	3.8	4.5	4.2	4.2	4.3	3.2	1.5
南區 Southern	5.2	7.3	6.9	6.8	6.5	8.7	7.7	2.5	1.3	1.1
油尖旺 Yau Tsim Mong	3.6	3.9	3.6	3.6	3.2	4.5	6.1	4.3	3.5	3.9
深水埗 Sham Shui Po	5.0	5.3	4.8	6.3	4.2	4.3	4.0	4.3	3.5	5.0
九龍城 Kowloon City	1.5	1.6	1.3	2.3	1.8	1.7	1.3	3.3	3.9	3.0
黃大仙 Wong Tai Sin	4.5	3.5	3.3	4.1	4.1	5.4	5.1	3.3	3.0	2.8
觀塘 Kwun Tong	7.8	7.1	6.0	7.3	5.8	5.3	5.2	7.8	6.9	5.4
葵青 Kwai Tsing	9.7	9.6	9.8	7.3	9.3	9.6	9.2	11.0	13.0	12.1
荃灣 Tsuen Wan	2.7	2.5	2.9	2.8	3.2	3.1	3.9	5.7	5.0	4.3
屯門 Tuen Mun	6.9	7.1	6.6	6.3	6.2	5.8	7.3	7.6	9.7	9.7
元朗 Yuen Long	12.8	12.0	12.5	15.9	17.1	10.9	12.1	10.8	9.1	12.5
北區 North	10.5	11.8	14.0	12.9	12.9	13.5	10.9	7.8	7.8	8.2
大埔 Tai Po	8.4	7.6	6.6	5.1	7.1	6.7	6.0	5.9	8.9	11.4
沙田 Sha Tin	6.3	7.3	5.8	7.3	5.7	8.2	7.7	8.2	13.0	10.8
西貢 Sai Kung	3.3	2.5	2.0	2.8	4.0	3.3	3.3	6.5	5.0	4.7
離島 Islands	4.9	4.3	4.9	4.0	3.2	2.9	4.0	5.3	3.0	2.6
小計 Sub-total	100.0	100.0	100.0	100.0	100.0	100.0	100.0	100.0	100.0	100.0

表 1n [續] 按年齡組別及居住地區劃分的2009至2018年被呈報吸毒者
Table 1n (Cont'd) Reported drug abusers for 2009-2018 by age group by district of residence

	%#									
年齡組別／居住地區 Age group/district of residence	2009	2010	2011	2012	2013	2014	2015	2016	2017	2018
21歲及以上 Aged 21 & over										
中西區 Central & Western	1.7	1.7	1.8	1.8	1.7	1.0	1.2	1.0	0.9	0.6
灣仔 Wan Chai	1.9	1.7	1.5	1.4	1.4	1.5	1.2	1.6	1.5	1.7
東區 Eastern	5.0	4.5	5.0	4.5	4.0	5.0	5.0	5.1	3.8	3.7
南區 Southern	2.5	2.5	2.6	2.8	3.1	3.2	3.3	2.5	2.4	2.0
油尖旺 Yau Tsim Mong	10.6	9.6	8.9	10.0	9.8	8.9	10.3	9.9	11.2	11.4
深水埗 Sham Shui Po	12.0	12.1	12.2	11.8	11.8	12.6	11.6	12.1	12.9	13.1
九龍城 Kowloon City	3.4	4.2	3.8	4.2	4.3	4.7	4.3	4.1	3.8	4.7
黃大仙 Wong Tai Sin	6.5	6.4	6.3	6.3	6.6	6.7	6.4	6.2	6.2	5.8
觀塘 Kwun Tong	8.5	9.4	9.7	10.2	9.4	9.4	9.9	10.3	10.7	10.8
葵青 Kwai Tsing	6.9	7.0	7.1	7.4	6.7	7.0	7.0	7.5	7.1	7.1
荃灣 Tsuen Wan	4.0	3.5	3.6	3.5	3.4	3.2	3.3	3.5	3.1	2.9
屯門 Tuen Mun	8.1	8.5	7.7	7.5	7.2	7.6	6.9	7.5	7.2	6.8
元朗 Yuen Long	8.8	10.0	9.7	9.3	10.1	10.2	8.3	9.3	9.1	9.6
北區 North	4.7	3.8	4.3	4.3	4.9	5.0	5.7	4.9	5.3	5.3
大埔 Tai Po	4.1	4.5	4.4	4.1	4.3	3.6	4.2	3.7	3.1	3.0
沙田 Sha Tin	6.0	5.8	5.6	5.7	5.6	5.2	5.5	5.1	6.2	5.8
西貢 Sai Kung	3.0	3.2	3.2	2.9	3.4	3.1	3.2	3.2	3.5	3.6
離島 Islands	2.1	2.0	2.6	2.4	2.2	1.8	2.6	2.6	2.0	2.0
小計 Sub-total	100.0	100.0	100.0	100.0	100.0	100.0	100.0	100.0	100.0	100.0

表 1n [續] 按年齡組別及居住地區劃分的2009至2018年被呈報吸毒者
Table 1n (Cont'd) Reported drug abusers for 2009-2018 by age group by district of residence

	% [#]									
年齡組別／居住地區 Age group/district of residence	2009	2010	2011	2012	2013	2014	2015	2016	2017	2018
所有年齡 All ages										
中西區 Central & Western	1.5	1.5	1.6	1.7	1.6	1.1	1.1	0.9	0.8	0.6
灣仔 Wan Chai	1.6	1.4	1.4	1.3	1.3	1.4	1.2	1.5	1.4	1.6
東區 Eastern	5.1	4.5	5.3	4.4	4.1	4.9	4.9	5.0	3.7	3.5
南區 Southern	3.2	3.6	3.4	3.4	3.5	3.7	3.7	2.5	2.3	1.9
油尖旺 Yau Tsim Mong	8.9	8.3	8.0	9.1	9.0	8.5	10.0	9.6	10.6	10.8
深水埗 Sham Shui Po	10.2	10.5	10.9	11.0	10.9	11.8	11.0	11.5	12.3	12.5
九龍城 Kowloon City	3.0	3.6	3.3	3.9	4.0	4.5	4.1	4.1	3.8	4.6
黃大仙 Wong Tai Sin	6.0	5.7	5.8	6.0	6.3	6.6	6.3	6.0	6.0	5.6
觀塘 Kwun Tong	8.3	8.9	9.0	9.8	9.0	9.0	9.6	10.1	10.4	10.4
葵青 Kwai Tsing	7.6	7.6	7.6	7.4	7.0	7.3	7.2	7.7	7.5	7.5
荃灣 Tsuen Wan	3.7	3.3	3.5	3.4	3.4	3.2	3.4	3.6	3.3	3.0
屯門 Tuen Mun	7.8	8.1	7.5	7.3	7.1	7.4	6.9	7.5	7.4	7.1
元朗 Yuen Long	9.8	10.5	10.2	10.3	10.9	10.2	8.6	9.4	9.1	9.8
北區 North	6.1	5.6	6.0	5.5	5.9	5.8	6.2	5.1	5.5	5.5
大埔 Tai Po	5.1	5.2	4.8	4.3	4.7	3.9	4.4	3.9	3.5	3.6
沙田 Sha Tin	6.1	6.1	5.6	5.9	5.6	5.5	5.6	5.3	6.7	6.2
西貢 Sai Kung	3.1	3.1	3.0	2.9	3.4	3.1	3.2	3.4	3.6	3.7
離島 Islands	2.8	2.5	3.0	2.6	2.3	1.9	2.7	2.8	2.0	2.1
總計 Total	100.0	100.0	100.0	100.0	100.0	100.0	100.0	100.0	100.0	100.0

註釋：# 佔各相關年齡組別內所有被呈報居住地區的吸毒者的百分比。

Note: As a proportion of all reported drug abusers with known district of residence in the respective age groups.

表 10 按屋宇單位類型劃分的2009至2018年被呈報吸毒者
Table 10 Reported drug abusers for 2009-2018 by type of quarters

	% [#]									
屋宇單位類型 Type of quarters	2009	2010	2011	2012	2013	2014	2015	2016	2017	2018
公營租住單位 Public rental flats	58.4	58.9	57.6	57.8	56.0	55.5	57.3	58.0	58.4	56.8
資助出售單位 Subsidized sale flats	2.8	2.8	2.6	2.3	4.1	4.2	3.3	3.1	2.8	2.6
私人住宅單位 Private residential flats	37.0	36.5	37.9	38.1	38.4	39.6	38.0	37.4	37.1	38.5
其他房屋 Others	1.8	1.7	1.9	1.7	1.5	0.8	1.5	1.5	1.7	2.1
總計 Total	100.0	100.0	100.0	100.0	100.0	100.0	100.0	100.0	100.0	100.0

註釋：# 佔所有被呈報屋宇單位類型的吸毒者的百分比。

Note: As a proportion of all reported drug abusers with known type of quarters.

表 1p 按年齡組別及曾否有犯罪紀錄劃分的2009至2018年被呈報吸毒者
Table 1p Reported drug abusers for 2009-2018 by age group by whether previously convicted

	%#									
年齡組別／曾否有犯罪紀錄 Age group/whether previously convicted	2009	2010	2011	2012	2013	2014	2015	2016	2017	2018
21歲以下 Aged under 21										
曾有犯罪紀錄 Previously convicted	42.9	49.6	46.3	48.6	49.8	48.4	45.7	50.8	41.7	42.9
只與毒品有關 only drug-related offences	16.9	20.6	18.2	18.9	22.1	19.4	18.6	18.1	14.4	13.9
只有其他罪行 only other offences	20.5	20.3	18.5	21.6	19.3	21.7	19.8	23.0	20.7	25.1
與毒品有關和其他罪行 both drug-related and other offences	4.9	7.6	8.4	7.3	7.4	6.6	6.0	8.5	5.7	3.9
罪行不詳 offences unknown	0.7	1.1	1.1	0.9	1.0	0.8	1.2	1.2	0.9	-
未曾有犯罪紀錄 Not previously convicted	57.1	50.4	53.7	51.4	50.2	51.6	54.3	49.2	58.3	57.1
小計 Sub-total	100.0	100.0	100.0	100.0	100.0	100.0	100.0	100.0	100.0	100.0
21歲及以上 Aged 21 & over										
曾有犯罪紀錄 Previously convicted	82.5	82.2	79.7	78.8	77.9	78.1	74.8	75.9	74.7	74.7
只與毒品有關 only drug-related offences	29.6	38.0	37.0	36.5	37.3	40.0	36.7	40.5	32.9	35.1
只有其他罪行 only other offences	8.3	8.9	8.6	8.2	8.1	8.0	8.8	8.8	9.7	9.3
與毒品有關和其他罪行 both drug-related and other offences	44.2	34.9	33.6	33.7	32.2	29.8	28.9	26.2	31.6	29.7
罪行不詳 offences unknown	0.3	0.3	0.4	0.4	0.3	0.3	0.5	0.4	0.5	0.7
未曾有犯罪紀錄 Not previously convicted	17.5	17.8	20.3	21.2	22.1	21.9	25.2	24.1	25.3	25.3
小計 Sub-total	100.0	100.0	100.0	100.0	100.0	100.0	100.0	100.0	100.0	100.0
所有年齡 All ages										
曾有犯罪紀錄 Previously convicted	73.3	75.1	74.1	74.5	74.7	75.5	72.6	74.4	72.5	72.5
只與毒品有關 only drug-related offences	26.6	34.3	33.9	34.0	35.6	38.2	35.3	39.1	31.7	33.6
只有其他罪行 only other offences	11.1	11.3	10.3	10.1	9.3	9.2	9.6	9.7	10.4	10.4
與毒品有關和其他罪行 both drug-related and other offences	35.1	29.0	29.4	30.0	29.4	27.8	27.1	25.1	29.9	27.9
罪行不詳 offences unknown	0.4	0.5	0.5	0.4	0.4	0.4	0.5	0.5	0.5	0.6
未曾有犯罪紀錄 Not previously convicted	26.7	24.9	25.9	25.5	25.3	24.5	27.4	25.6	27.5	27.5
總計 Total	100.0	100.0	100.0	100.0	100.0	100.0	100.0	100.0	100.0	100.0

註釋：# 佔各相關年齡組別內所有被呈報曾否有犯罪紀錄的吸毒者的百分比。

Note: As a proportion of all reported drug abusers with known information of whether previously convicted in the respective age groups.

表 1q 按年齡組別及呈報機構類別劃分的2009至2018年被呈報吸毒者
Table 1q Reported drug abusers for 2009-2018 by age group by type of reporting agency

	%#									
年齡組別／呈報機構類別 ⁽¹⁾ Age group/type of reporting agency ⁽¹⁾	2009	2010	2011	2012	2013	2014	2015	2016	2017	2018
21歲以下 Aged under 21										
執法機構 Law enforcement agencies ⁽²⁾	32.7	35.0	34.3	37.5	31.0	31.4	33.8	34.7	31.0	31.8
美沙酮診所 Methadone clinics	1.3	2.0	2.4	3.5	2.2	3.1	4.8	2.9	1.9	2.5
非政府機構 Non-governmental organisations										
戒毒治療和康復服務中心／濫用精神藥物者輔導中心／戒毒輔導服務中心 Drug treatment and rehabilitation centres/counselling centres for psychotropic substance abusers/centres for drug counselling	22.5	19.8	25.6	27.3	23.5	25.5	27.4	33.0	26.1	26.5
青少年外展隊 Youth outreaching teams	47.3	45.2	39.1	35.2	44.6	42.6	35.4	31.9	41.9	39.7
醫院管理局轄下的物質誤用診所及其他醫院／診所 Substance Abuse Clinics under Hospital Authority, and other hospitals/clinics	3.2	2.1	2.6	2.6	2.9	2.5	2.8	2.3	2.6	1.1
21歲及以上 Aged 21 & over										
執法機構 Law enforcement agencies ⁽²⁾	53.5	49.0	45.2	43.1	44.6	41.7	40.3	43.7	37.7	30.7
美沙酮診所 Methadone clinics	42.8	42.9	43.0	42.3	38.5	39.2	37.6	37.4	43.6	46.8
非政府機構 Non-governmental organisations										
戒毒治療和康復服務中心／濫用精神藥物者輔導中心／戒毒輔導服務中心 Drug treatment and rehabilitation centres/counselling centres for psychotropic substance abusers/centres for drug counselling	24.1	25.0	28.9	29.8	29.5	30.6	31.6	29.2	28.4	31.6
青少年外展隊 Youth outreaching teams	2.8	3.4	2.8	3.7	3.9	3.3	3.6	2.0	2.8	2.3
醫院管理局轄下的物質誤用診所及其他醫院／診所 Substance Abuse Clinics under Hospital Authority, and other hospitals/clinics	3.4	4.3	4.5	4.1	4.5	4.5	4.0	3.1	3.6	2.8

表 1q [續] 按年齡組別及呈報機構類別劃分的2009至2018年被呈報吸毒者
 Table 1q (Cont'd) Reported drug abusers for 2009-2018 by age group by type of reporting agency

	%#									
年齡組別／呈報機構類別 ⁽¹⁾ Age group/type of reporting agency ⁽¹⁾	2009	2010	2011	2012	2013	2014	2015	2016	2017	2018
所有年齡 All ages										
執法機構 Law enforcement agencies ⁽²⁾	48.5	45.9	43.3	42.3	43.0	40.8	39.8	43.1	37.3	30.8
美沙酮診所 Methadone clinics	32.7	33.8	35.9	36.6	34.2	35.9	35.1	35.2	40.8	43.6
非政府機構 Non-governmental organisations										
戒毒治療和康復服務中心／濫用精神藥物者輔導中心／戒毒輔導服務中心 <i>Drug treatment and rehabilitation centres/counselling centres for psychotropic substance abusers/centres for drug counselling</i>	23.7	23.8	28.3	29.4	28.8	30.1	31.3	29.4	28.2	31.2
青少年外展隊 Youth outreaching teams	13.6	12.8	9.1	8.3	8.7	6.9	6.1	3.9	5.5	4.9
醫院管理局轄下的物質誤用診所及其他醫院／診所 Substance Abuse Clinics under Hospital Authority, and other hospitals/clinics	3.3	3.8	4.2	3.9	4.3	4.3	3.9	3.0	3.5	2.7

註釋：(1) 個別吸毒者在某年內可能同時被多於一個機構呈報。

Notes : An individual drug abuser may be reported by more than one agency in a given year.

(2) 數字包括香港警務處、懲教署和社會福利署轄下的感化辦事處。

Figures include Hong Kong Police Force, Correctional Services Department and Probation Offices under Social Welfare Department.

佔各相關年齡組別內的吸毒者的百分比。

As a proportion of all reported drug abusers in the respective age groups.

表 1r 按呈報機構類別劃分的2009至2018年首次被呈報吸毒者的毒齡中位數
Table 1r Median drug history of newly reported drug abusers for 2009-2018 by type of reporting agency

呈報機構類別 ⁽¹⁾ Type of reporting agency ⁽¹⁾	年 No. of years									
	2009	2010	2011	2012	2013	2014	2015	2016	2017	2018
執法機構 Law enforcement agencies	1.8	2.0	2.2	2.6	2.4	2.9	2.5	2.6	2.4	2.0
懲教署 Correctional Services Department	2.8	2.7	3.2	2.9	2.6	3.3	2.8	2.6	2.4	1.9
香港警務處 Hong Kong Police Force	1.5	1.9	1.8	2.5	2.3	2.8	2.4	3.3	3.0	2.3
社會福利署 Social Welfare Department ⁽²⁾	1.5	1.9	3.0	2.4	3.0	1.7	3.0	1.9	2.6	2.1
美沙酮診所 Methadone clinics	5.8	6.4	5.5	8.4	8.8	7.1	5.7	4.3	7.7	6.8
非政府機構 Non-governmental organisations	2.3	3.3	4.4	5.3	6.1	7.0	8.7	7.9	6.2	8.3
戒毒治療和康復服務中心 Drug treatment and rehabilitation centres	3.0	4.5	5.2	5.3	6.7	7.3	7.5	8.2	7.5	8.9
濫用精神藥物者輔導中心／戒毒輔導服務中心 Counselling centres for psychotropic substance abusers/centres for drug counselling	2.9	3.7	5.3	6.6	8.3	8.1	9.5	9.2	7.9	10.3
青少年外展隊 Youth outreaching teams	1.7	2.5	2.6	2.5	2.7	2.2	3.2	2.3	2.7	1.8
醫院管理局轄下的物質誤用診所及其他醫院／診所 Substance Abuse Clinics under Hospital Authority, and other hospitals/clinics	3.9	5.5	5.6	5.9	6.7	5.9	7.2	7.4	6.5	7.5

註釋：(1) 個別吸毒者在某年內可能同時被多於一個機構呈報。

Notes: An individual drug abuser may be reported by more than one agency in a given year.

(2) 數字包括社會福利署轄下的感化辦事處。

Figures include Probation Offices under Social Welfare Department.

表 2a 按性別及年齡組別劃分的2018年首次／曾被呈報吸毒者
Table 2a Newly/previously reported drug abusers in 2018 by sex by age group

性別／年齡組別 Sex/age group	首次被呈報者 <u>Newly reported persons</u>		曾被呈報者 <u>Previously reported persons</u>	
	人數 No.	% [#]	人數 No.	% [#]
男 Male				
< 12	-	-	-	-
12 - 15	33	2.0	@	@
16 - 17	77	4.6	12	0.2
18 - 20	180	10.8	61	1.2
< 21 小計 Sub-total	290	17.4	74	1.5
21 - 30	388	23.3	498	10.1
31 - 40	322	19.4	870	17.6
41 - 50	167	10.0	1 175	23.7
≥ 51	60	3.6	1 471	29.7
≥ 21 小計 Sub-total	937	56.4	4 014	81.1
小計 Sub-total	1 227	73.8	4 088	82.6
平均年齡 Average age	30		46	
女 Female				
< 12	-	-	-	-
12 - 15	8	0.5	@	@
16 - 17	20	1.2	10	0.2
18 - 20	44	2.6	20	0.4
< 21 小計 Sub-total	72	4.3	35	0.7
21 - 30	165	9.9	146	3.0
31 - 40	103	6.2	270	5.5
41 - 50	71	4.3	270	5.5
≥ 51	24	1.4	140	2.8
≥ 21 小計 Sub-total	363	21.8	826	16.7
小計 Sub-total	435	26.2	861	17.4
平均年齡 Average age	31		40	

表 2a [續] 按性別及年齡組別劃分的2018年首次／曾被呈報吸毒者
 Table 2a Newly/previously reported drug abusers in 2018 by sex by age group

性別／年齡組別 Sex/age group	首次被呈報者 <u>Newly reported persons</u>		曾被呈報者 <u>Previously reported persons</u>	
	人數 No.	% [#]	人數 No.	% [#]
合計 Overall				
< 12	-	-	-	-
12 - 15	41	2.5	6	0.1
16 - 17	97	5.8	22	0.4
18 - 20	224	13.5	81	1.6
< 21 小計 Sub-total	362	21.8	109	2.2
21 - 30	553	33.3	644	13.0
31 - 40	425	25.6	1 140	23.0
41 - 50	238	14.3	1 445	29.2
≥ 51	84	5.1	1 611	32.6
≥ 21 小計 Sub-total	1 300	78.2	4 840	97.8
總計 Total	1 662	100.0	4 949	100.0
平均年齡 Average age		31		45
年輕成年人⁴ Young adult⁴	797	48.0	1 044	21.1

註釋：# 佔首次／曾被呈報組別內所有被呈報吸毒者的百分比。

Notes: As a proportion of all reported drug abusers in the newly/previously reported group.

⁴ 年輕成年人指年齡介乎21至35歲的人士。

Young adult refers to persons aged 21-35.

表 2b 按年齡組別及常被吸食毒品種類劃分的2018年首次／曾被呈報吸毒者
Table 2b Newly/previously reported drug abusers in 2018 by age group by common type of drugs abused

年齡組別／常被吸食毒品種類 ⁽¹⁾ Age group/common type of drugs abused ⁽¹⁾	首次被呈報者 <u>Newly reported persons</u>		曾被呈報者 <u>Previously reported persons</u>	
	人數 No.	% [#]	人數 No.	% [#]
21歲以下 Aged under 21				
海洛英 Heroin	10	2.8	@	@
甲基安非他明 Methamphetamine	58	16.4	27	25.5
可卡因 Cocaine	196	55.5	62	58.5
三唑侖／咪達唑侖／佐匹克隆 Triazolam/Midazolam/Zopiclone	@	@	-	-
氯胺酮 Ketamine	26	7.4	9	8.5
大麻 Cannabis	129	36.5	24	22.6
咳藥 Cough medicine	@	@	-	-
<i>小計[§] Sub-total[§]</i>	353		106	
21歲及以上 Aged 21 & over				
海洛英 Heroin	207	16.2	3 376	70.1
甲基安非他明 Methamphetamine	458	35.8	975	20.2
可卡因 Cocaine	305	23.9	399	8.3
三唑侖／咪達唑侖／佐匹克隆 Triazolam/Midazolam/Zopiclone	94	7.4	807	16.8
氯胺酮 Ketamine	151	11.8	299	6.2
大麻 Cannabis	177	13.8	142	2.9
咳藥 Cough medicine	91	7.1	164	3.4
<i>小計[§] Sub-total[§]</i>	1 278		4 815	

表 2b [續]

按年齡組別及常被吸食毒品種類劃分的2018年首次／曾被呈報吸毒者

Table 2b (Cont'd) Newly/previously reported drug abusers in 2018 by age group by common type of drugs abused

年齡組別／常被吸食毒品種類 ⁽¹⁾ Age group/common type of drugs abused ⁽¹⁾	首次被呈報者 Newly reported persons		曾被呈報者 Previously reported persons	
	人數 No.	% [#]	人數 No.	% [#]
所有年齡 All ages				
海洛英 Heroin	217	13.3	3 380	68.7
甲基安非他明 Methamphetamine	516	31.6	1 002	20.4
可卡因 Cocaine	501	30.7	461	9.4
三唑侖／咪達唑侖／佐匹克隆 Triazolam/Midazolam/Zopiclone	97	5.9	807	16.4
氯胺酮 Ketamine	177	10.9	308	6.3
大麻 Cannabis	306	18.8	166	3.4
咳藥 Cough medicine	94	5.8	164	3.3
總計[§] Total[§]	1 631		4 921	

註釋：(1) 個別被呈報吸毒者在某年內可被呈報吸食多於一種毒品。

Notes: More than one type of drugs abused may be reported for an individual drug abuser in a given year.

佔各相關年齡及首次／曾被呈報組別內所有被呈報吸食毒品種類的吸毒者的百分比。

As a proportion of all reported drug abusers with known drugs abused in the respective age and newly/previously reported groups.

§ 不包括沒有提供「常被吸食毒品種類」的吸毒者。

Excluding drug abusers without information on "common type of drugs abused".

表 2c 按現時吸食毒品原因劃分的2018年首次／曾被呈報吸毒者
Table 2c Newly/previously reported drug abusers in 2018 by reason for current drug use

現時吸食毒品原因 ⁽¹⁾ Reason for current drug use ⁽¹⁾	首次被呈報者 <u>Newly reported persons</u>		曾被呈報者 <u>Previously reported persons</u>	
	人數 No.	% [#]	人數 No.	% [#]
避免因沒有吸食毒品而感到不適 To avoid discomfort of its absence	357	23.1	2 733	57.1
解悶／情緒低落／壓力 Relief of boredom/Depression/Stress	754	48.7	1 851	38.7
受到同輩朋友影響／想和同輩朋友打成一片 Peer influence/To identify with peers	532	34.4	1 385	28.9
出於好奇 Curiosity	330	21.3	772	16.1
尋求快感或官能上的滿足 To seek euphoria or sensory satisfaction	278	18.0	729	15.2
總計[§] Total[§]	1 547		4 786	

註釋：(1) 個別被呈報吸毒者在某年內可被呈報多於一個現時吸毒原因。

Notes: More than one reason for current drug use may be reported for an individual drug abuser in a given year.

首次／曾被呈報組別內所有被呈報現時吸食毒品原因的吸毒者的百分比。

As a proportion of all reported drug abusers with known reasons for current drug use in the newly/previously reported group.

§ 不包括沒有提供「現時吸食毒品原因」的吸毒者。

Excluding drug abusers without information on "reason for current drug use".

表 2d 按首次吸食毒品年齡劃分的2018年首次／曾被呈報吸毒者
 Table 2d Newly/previously reported drug abusers in 2018 by age of first abuse

首次吸食毒品年齡 Age of first abuse	首次被呈報者 <u>Newly reported persons</u>		曾被呈報者 <u>Previously reported persons</u>	
	人數 No.	% [#]	人數 No.	% [#]
< 12	22	1.6	196	4.0
12 - 15	222	16.6	1 814	36.9
16 - 17	223	16.7	920	18.7
18 - 20	272	20.4	1 116	22.7
21 - 25	214	16.0	455	9.3
26 - 30	141	10.6	221	4.5
≥ 31	241	18.1	193	3.9
總計[§] Total[§]	1 335	100.0	4 915	100.0
首次吸食毒品平均年齡 Average age of first abuse		23		18
首次被呈報時的毒齡中位數（年） Median drug history when first reported (year)		4.7		2.5

註釋：# 佔首次／曾被呈報組別內所有被呈報首次吸食毒品年齡的吸毒者的百分比。

Notes: As a proportion of all reported drug abusers with known age of first abuse in the newly/previously reported group.

§ 不包括沒有提供「首次吸食毒品年齡」的吸毒者。

Excluding drug abusers without information on "age of first abuse".

表 2e 按經濟活動身分劃分的2018年首次／曾被呈報吸毒者
Table 2e Newly/previously reported drug abusers in 2018 by economic activity status

經濟活動身分 Economic activity status	首次被呈報者 <u>Newly reported persons</u>		曾被呈報者 <u>Previously reported persons</u>	
	人數 No.	% [#]	人數 No.	% [#]
全職工作人士 Full-time worker	547	35.4	1 296	27.8
散工／兼職工作人士 Casual/Part-time worker	286	18.5	655	14.1
失業人士 Unemployed	470	30.4	2 265	48.6
料理家務人士 Home-maker	100	6.5	81	1.7
學生 Student	84	5.4	24	0.5
退休人士 Retired person	13	0.8	288	6.2
其他 Others	46	3.0	51	1.1
總計[§] Total[§]	1 546	100.0	4 660	100.0

註釋： # 佔首次／曾被呈報組別內所有被呈報經濟活動身分的吸毒者的百分比。

Notes： As a proportion of all reported drug abusers with known economic activity status in the newly/previously reported group.

§ 不包括沒有提供「經濟活動身分」的吸毒者。

Excluding drug abusers without information on "economic activity status".

表 2f 按教育程度劃分的2018年首次／曾被呈報吸毒者
Table 2f Newly/previously reported drug abusers in 2018 by educational attainment

教育程度 Educational attainment	首次被呈報者 Newly reported persons		曾被呈報者 Previously reported persons	
	人數 No.	% [#]	人數 No.	% [#]
無受過教育／幼稚園程度 No schooling/kindergarten	11	0.7	132	2.8
小學程度 Primary	110	7.3	1 156	24.7
初中程度（中一至中三） Lower secondary (Forms 1 to 3)	751	49.9	2 298	49.2
高中程度（中四至中七） Upper secondary (Forms 4 to 7)	522	34.7	983	21.0
專上教育程度 Post-secondary	112	7.4	104	2.2
總計[§] Total[§]	1 506	100.0	4 673	100.0

註釋： # 佔首次／曾被呈報組別內所有被呈報教育程度的吸毒者的百分比。

Notes: As a proportion of all reported drug abusers with known educational attainment in the newly/previously reported group.

§ 不包括沒有提供「教育程度」的吸毒者。

Excluding drug abusers without information on "educational attainment".

表 2g 按性別、婚姻狀況及伴侶有否吸毒劃分的2018年首次／曾被呈報
吸毒者

Table 2g Newly/previously reported drug abusers in 2018 by sex by marital status
by whether partner took drugs

性別／婚姻狀況／ 伴侶有否吸毒 Sex/marital status/ whether partner took drugs	首次被呈報者 <u>Newly reported persons</u>		曾被呈報者 <u>Previously reported persons</u>	
	人數 No.	%	人數 No.	%
男 Male				
從未結婚 Never married	816	67.4	1 630	40.3
已婚／同居 Married/Cohabiting	294	24.3	1 483	36.7
伴侶有吸毒 Partner took drugs	38	18.7 #	156	14.8 #
伴侶沒有吸毒 Partner did not take drugs	165	81.3 #	899	85.2 #
離婚／分居 Divorced/Separated	98	8.1	871	21.5
鰥／寡 Widowed	@	@	59	1.5
小計 Sub-total	1 210	100.0	4 043	100.0
女 Female				
從未結婚 Never married	200	46.9	282	33.1
已婚／同居 Married/Cohabiting	151	35.4	304	35.6
伴侶有吸毒 Partner took drugs	48	39.7 #	107	44.4 #
伴侶沒有吸毒 Partner did not take drugs	73	60.3 #	134	55.6 #
離婚／分居 Divorced/Separated	71	16.7	228	26.7
鰥／寡 Widowed	@	@	39	4.6
小計 Sub-total	426	100.0	853	100.0
合計 Overall				
從未結婚 Never married	1 016	62.1	1 912	39.1
已婚／同居 Married/Cohabiting	445	27.2	1 787	36.5
伴侶有吸毒 Partner took drugs	86	26.5 #	263	20.3 #
伴侶沒有吸毒 Partner did not take drugs	238	73.5 #	1 033	79.7 #
離婚／分居 Divorced/Separated	169	10.3	1 099	22.4
鰥／寡 Widowed	6	0.4	98	2.0
總計[§] Total[§]	1 636	100.0	4 896	100.0

註釋：# 佔各相關性別及首次／曾被呈報組別內被呈報已婚／同居及伴侶有／否吸毒的吸毒者的百分比。

Notes: As a proportion of reported married/cohabiting drug abusers with known information on whether partner took drugs in the respective sex and newly/previously reported groups.

§ 不包括沒有提供「婚姻狀況」的吸毒者。

Excluding drug abusers without information on "marital status".

表 2h 按年齡組別及呈報機構類別劃分的2018年首次/曾被呈報吸毒者
Table 2h Newly/previously reported drug abusers in 2018 by age group by type of reporting agency

年齡組別／呈報機構類別 ⁽¹⁾ Age group/type of reporting agency ⁽¹⁾	首次被呈報者 <u>Newly reported persons</u>		曾被呈報者 <u>Previously reported persons</u>	
	人數 No.	%	人數 No.	%
21歲以下 Aged under 21				
執法機構 Law enforcement agencies ⁽²⁾	128	35.4	22	20.2
美沙酮診所 Methadone clinics	8	2.2	@	@
非政府機構 Non-governmental organisations				
戒毒治療和康復服務中心／濫用精神藥物者輔導中心／戒毒輔導服務中心 <i>Drug treatment and rehabilitation centres/counselling centres for psychotropic substance abusers/centres for drug counselling</i>	96	26.5	29	26.6
青少年外展隊 Youth outreaching teams	131	36.2	56	51.4
醫院管理局轄下的物質誤用診所及其他醫院／診所 Substance Abuse Clinics under Hospital Authority, and other hospitals/clinics	@	@	@	@
21歲及以上 Aged 21 & over				
執法機構 Law enforcement agencies ⁽²⁾	407	31.3	1 478	30.5
美沙酮診所 Methadone clinics	145	11.2	2 728	56.4
非政府機構 Non-governmental organisations				
戒毒治療和康復服務中心／濫用精神藥物者輔導中心／戒毒輔導服務中心 <i>Drug treatment and rehabilitation centres/counselling centres for psychotropic substance abusers/centres for drug counselling</i>	649	49.9	1 290	26.7
青少年外展隊 Youth outreaching teams	58	4.5	81	1.7
醫院管理局轄下的物質誤用診所及其他醫院／診所 Substance Abuse Clinics under Hospital Authority, and other hospitals/clinics	68	5.2	106	2.2

表 2h [續] 按年齡組別及呈報機構類別劃分的2018年首次/曾被呈報吸毒者
Table 2h (Cont'd) Newly/previously reported drug abusers in 2018 by age group by type of reporting agency

年齡組別／呈報機構類別 ⁽¹⁾ Age group/type of reporting agency ⁽¹⁾	首次被呈報者 <u>Newly reported persons</u>		曾被呈報者 <u>Previously reported persons</u>	
	人數 No.	%	人數 No.	%
所有年齡 All ages				
執法機構 Law enforcement agencies ⁽²⁾	535	32.2	1 500	30.3
美沙酮診所 Methadone clinics	153	9.2	2 732	55.2
非政府機構 Non-governmental organisations				
戒毒治療和康復服務中心／濫用精神 藥物者輔導中心／戒毒輔導服務中心 <i>Drug treatment and rehabilitation centres/counselling centres for psychotropic substance abusers/centres for drug counselling</i>	745	44.8	1 319	26.7
青少年外展隊 Youth outreaching teams	189	11.4	137	2.8
醫院管理局轄下的物質誤用診所及其他醫 院／診所 Substance Abuse Clinics under Hospital Authority, and other hospitals/clinics	72	4.3	107	2.2

註釋：(1) 個別吸毒者在某年內可能同時被多於一個機構呈報。

Notes : An individual drug abuser may be reported by more than one agency in a given year.

(2) 數字包括香港警務處、懲教署和社會福利署轄下的感化辦事處。

Figures include Hong Kong Police Force, Correctional Services Department and Probation Offices under Social Welfare Department.

表 3a 按性別、年齡組別和常被吸食毒品種類⁽¹⁾劃分的2018年被呈報吸毒者

Table 3a Reported drug abusers in 2018 by sex by age group by common type of drugs abused⁽¹⁾

性別組別／年齡組別 Sex/age group	海洛英 <u>Heroin</u>		甲基安非他明 <u>Methamphetamine</u>		可卡因 <u>Cocaine</u>		三唑侖／咪達唑侖／佐匹克隆 <u>Triazolam/Midazolam/Zopiclone</u>		氯胺酮 <u>Ketamine</u>		大麻 <u>Cannabis</u>		咳藥 <u>Cough medicine</u>	
	人數 No.	%#	人數 No.	%#	人數 No.	%#	人數 No.	%#	人數 No.	%#	人數 No.	%#	人數 No.	%#
男 Male														
< 16	-	-	7	0.5	22	2.3	-	-	@	@	11	2.3	-	-
16 - 20	11	0.3	46	3.0	191	19.9	@	@	24	4.9	121	25.6	@	@
21 - 30	179	5.0	238	15.7	314	32.6	30	3.3	136	28.0	145	30.7	54	20.9
≥ 31	2 862	79.6	780	51.4	250	26.0	722	79.9	164	33.8	132	28.0	183	70.9
小計 Sub-total	3 052	84.8	1 071	70.6	777	80.8	755	83.5	325	67.0	409	86.7	240	93.0
女 Female														
< 16	-	-	@	@	7	0.7	-	-	@	@	@	@	-	-
16 - 20	@	@	29	1.9	38	4.0	-	-	9	1.9	18	3.8	-	-
21 - 30	19	0.5	151	9.9	71	7.4	11	1.2	81	16.7	22	4.7	@	@
≥ 31	523	14.5	264	17.4	69	7.2	138	15.3	69	14.2	20	4.2	13	5.0
小計 Sub-total	545	15.2	447	29.4	185	19.2	149	16.5	160	33.0	63	13.3	18	7.0
合計 Overall														
< 16	-	-	10	0.7	29	3.0	-	-	@	@	14	3.0	-	-
16 - 20	14	0.4	75	4.9	229	23.8	@	@	33	6.8	139	29.4	@	@
21 - 30	198	5.5	389	25.6	385	40.0	41	4.5	217	44.7	167	35.4	59	22.9
≥ 31	3 385	94.1	1 044	68.8	319	33.2	860	95.1	233	48.0	152	32.2	196	76.0
總計 Total	3 597	100.0	1 518	100.0	962	100.0	904	100.0	485	100.0	472	100.0	258	100.0
平均年齡 Average age	49		37		28		47		31		28		37	

註釋：(1) 個別被呈報吸毒者在某年內可被呈報吸食多於一種毒品。

Notes: More than one type of drugs abused may be reported for an individual drug abuser in a given year.

佔各相關常被吸食毒品組別內所有被呈報吸毒者的百分比。

As a proportion of all reported drug abusers in the respective common drug abuser groups.

表 3b 按居住地區及常被吸食毒品種類⁽¹⁾劃分的2018年被呈報吸毒者
Table 3b Reported drug abusers in 2018 by district of residence by common type of drugs abused⁽¹⁾

居住地區 District of residence	海洛英 Heroin		甲基安非他明 Methamphetamine		可卡因 Cocaine		三唑侖/ 咪達唑侖/ 佐匹克隆 Triazolam/ Midazolam/ Zopiclone		氯胺酮 Ketamine		大麻 Cannabis		咳藥 Cough medicine	
	人數 No.	%#	人數 No.	%#	人數 No.	%#	人數 No.	%#	人數 No.	%#	人數 No.	%#	人數 No.	%#
中西區 Central & Western	9	0.3	16	1.2	@	@	9	1.1	@	@	10	2.3	@	@
灣仔 Wan Chai	70	2.1	25	1.8	8	0.9	15	1.8	-	-	8	1.9	@	@
東區 Eastern	122	3.6	53	3.9	31	3.5	38	4.4	13	3.0	21	4.9	8	3.3
南區 Southern	76	2.2	17	1.2	10	1.1	17	2.0	@	@	6	1.4	10	4.2
油尖旺 Yau Tsim Mong	480	14.1	125	9.2	49	5.6	78	9.1	20	4.6	45	10.5	14	5.9
深水埗 Sham Shui Po	548	16.1	145	10.6	69	7.8	131	15.3	28	6.4	21	4.9	14	5.9
九龍城 Kowloon City	187	5.5	55	4.0	22	2.5	30	3.5	19	4.4	7	1.6	9	3.8
黃大仙 Wong Tai Sin	206	6.1	85	6.2	38	4.3	48	5.6	30	6.9	12	2.8	6	2.5
觀塘 Kwun Tong	385	11.3	144	10.5	71	8.0	110	12.9	41	9.4	21	4.9	23	9.6
葵青 Kwai Tsing	210	6.2	106	7.8	85	9.6	60	7.0	43	9.9	33	7.7	23	9.6
荃灣 Tsuen Wan	112	3.3	33	2.4	23	2.6	30	3.5	14	3.2	11	2.6	7	2.9
屯門 Tuen Mun	199	5.8	119	8.7	84	9.5	53	6.2	38	8.7	23	5.4	18	7.5
元朗 Yuen Long	295	8.7	137	10.0	114	12.9	56	6.5	57	13.1	54	12.6	17	7.1
北區 North	132	3.9	92	6.7	77	8.7	64	7.5	45	10.3	33	7.7	12	5.0
大埔 Tai Po	63	1.9	59	4.3	67	7.6	27	3.2	16	3.7	18	4.2	28	11.7
沙田 Sha Tin	179	5.3	61	4.5	72	8.2	53	6.2	30	6.9	54	12.6	16	6.7
西貢 Sai Kung	81	2.4	65	4.8	47	5.3	24	2.8	23	5.3	34	7.9	8	3.3
離島 Islands	50	1.5	29	2.1	11	1.2	12	1.4	9	2.1	17	4.0	20	8.4
總計[§] Total[§]	3 404	100.0	1 366	100.0	882	100.0	855	100.0	435	100.0	428	100.0	239	100.0

註釋：(1) 個別被呈報吸毒者在某年內可被呈報吸食多於一種毒品。

Notes: More than one type of drugs abused may be reported for an individual drug abuser in a given year.

佔各常被吸食毒品組別內所有被呈報居住地區的吸毒者的百分比。

As a proportion of all reported drug abusers with known district of residence in the respective common drug abuser groups.

§ 不包括沒有提供「居住地區」的吸毒者。

Excluding drug abusers without information on "district of residence".

表 3c 按首次吸食相關個別毒品年齡及常被吸食毒品種類⁽¹⁾劃分的2018年被呈報吸毒者

Table 3c Reported drug abusers in 2018 by age of first abusing the respective type of drugs by common type of drugs abused⁽¹⁾

首次吸食相關個別毒品年齡 Age of first abusing the respective type of drugs	海洛英 <u>Heroin</u>		甲基安非他明 <u>Methamphetamine</u>		可卡因 <u>Cocaine</u>		三唑侖/ 咪達唑侖/ 佐匹克隆 <u>Triazolam/ Midazolam/ Zopiclone</u>		氯胺酮 <u>Ketamine</u>		大麻 <u>Cannabis</u>		咳藥 <u>Cough medicine</u>	
	人數 No.	% [#]	人數 No.	% [#]	人數 No.	% [#]	人數 No.	% [#]	人數 No.	% [#]	人數 No.	% [#]	人數 No.	% [#]
< 12	118	3.3	22	1.6	12	1.5	12	1.4	@	@	9	2.3	9	3.8
12 - 15	1 074	29.9	250	18.2	181	22.2	91	10.7	162	36.6	90	23.3	57	24.2
16 - 17	629	17.5	178	13.0	178	21.9	81	9.5	91	20.5	81	21.0	46	19.5
18 - 20	935	26.1	255	18.6	176	21.6	171	20.0	89	20.1	98	25.4	47	19.9
21 - 25	420	11.7	185	13.5	101	12.4	143	16.7	41	9.3	43	11.1	38	16.1
26 - 30	199	5.5	171	12.5	75	9.2	103	12.1	30	6.8	30	7.8	15	6.4
≥ 31	214	6.0	311	22.7	91	11.2	253	29.6	25	5.6	35	9.1	24	10.2
總計[§] Total[§]	3 589	100.0	1 372	100.0	814	100.0	854	100.0	443	100.0	386	100.0	236	100.0
首次吸食相關毒品平均年齡 Average age of first abusing the drug	19		24		21		27		19		20		20	
吸食相關毒品的毒齡中位數（年） Median drug history of the drug (years)	29		11		5		20		13		4		16	

註釋：(1) 個別被呈報吸毒者在某年內可被呈報吸食多於一種毒品。

Notes : More than one type of drugs abused may be reported for an individual drug abuser in a given year.

佔各常被吸食毒品組別內所有被呈報首次吸食毒品年齡的吸毒者的百分比。

As a proportion of all reported drug abusers with known age of first abuse in the respective common drug abuser groups.

§ 不包括沒有提供「首次吸食相關個別毒品年齡」的吸毒者。

Excluding drug abusers without information on "age of first abusing the respective type of drugs".

表 3d
Table 3d

按吸食毒品方法及常被吸食毒品種類⁽¹⁾劃分的2018年被呈報吸毒者
Reported drug abusers in 2018 by method of taking drugs by common type of drugs abused⁽¹⁾

吸食毒品方法 ⁽²⁾ Method of taking drugs ⁽²⁾	海洛英 <u>Heroin</u>		甲基安非他明 <u>Methamphetamine</u>		可卡因 <u>Cocaine</u>		三唑侖/ 咪達唑侖/ 佐匹克隆 <u>Triazolam/ Midazolam/ Zopiclone</u>		氯胺酮 <u>Ketamine</u>		大麻 <u>Cannabis</u>		咳藥 <u>Cough medicine</u>	
	人數 No.	% [#]	人數 No.	% [#]	人數 No.	% [#]	人數 No.	% [#]	人數 No.	% [#]	人數 No.	% [#]	人數 No.	% [#]
注射 Injection	1 273	35.5	@	@	7	0.8	425	47.9	-	-	-	-	-	-
吸入煙霧 Fume inhaling	2 090	58.3	1 233	85.4	302	33.4	214	24.1	17	3.7	80	17.9	-	-
以香煙或煙管吸食 Smoking	327	9.1	103	7.1	471	52.0	20	2.3	8	1.7	358	80.3	-	-
鼻吸 Sniffing	101	2.8	57	3.9	159	17.6	21	2.4	427	93.2	@	@	-	-
口服 Oral ingestion	181	5.0	56	3.9	44	4.9	269	30.3	15	3.3	15	3.4	258	100.0
總計[§] Total[§]	3 586	100.0	1 444	100.0	905	100.0	888	100.0	458	100.0	446	100.0	258	100.0

註釋：(1) 個別被呈報吸毒者在某年內可被呈報吸食多於一種毒品。

Notes : More than one type of drugs abused may be reported for an individual drug abuser in a given year.

(2) 就每種毒品而言，個別被呈報者在某年內可被呈報使用多於一種吸食毒品方法。

For each type of drug, more than one method of taking drugs may be reported for an individual drug abuser in a given year.

佔各常被吸食毒品組別內所有被呈報吸食毒品方法的吸毒者的百分比。

As a proportion of all reported drug abusers with known method of taking drugs in the respective common drug abuser groups.

§ 不包括沒有提供「吸食毒品方法」的吸毒者。

Excluding drug abusers without information on "method of taking drugs".

表 3e
Table 3e

按經濟活動身分及常被吸食毒品種類⁽¹⁾劃分的2018年被呈報吸毒者
Reported drug abusers in 2018 by economic activity status by common type of drugs abused⁽¹⁾

經濟活動身分 Economic activity status	海洛英 <u>Heroin</u>		甲基安非他明 <u>Methamphetamine</u>		可卡因 <u>Cocaine</u>		三唑侖/ 咪達唑侖/ 佐匹克隆 <u>Triazolam/ Midazolam/ Zopiclone</u>		氯胺酮 <u>Ketamine</u>		大麻 <u>Cannabis</u>		咳藥 <u>Cough medicine</u>	
	人數 No.	% [#]	人數 No.	% [#]	人數 No.	% [#]	人數 No.	% [#]	人數 No.	% [#]	人數 No.	% [#]	人數 No.	% [#]
全職工作人士 Full-time worker	786	22.6	426	31.3	345	40.2	154	18.1	192	45.1	172	41.5	97	40.4
散工 / 兼職工作人士 Casual/Part-time worker	467	13.4	232	17.1	167	19.4	122	14.3	75	17.6	61	14.7	43	17.9
失業人士 Unemployed	1 888	54.3	562	41.3	235	27.4	514	60.3	102	23.9	107	25.8	91	37.9
料理家務人士 Home-maker	41	1.2	76	5.6	23	2.7	14	1.6	39	9.2	7	1.7	@	@
學生 Student	@	@	18	1.3	41	4.8	@	@	@	@	53	12.8	@	@
退休人士 Retired person	280	8.1	10	0.7	@	@	42	4.9	@	@	@	@	@	@
其他 Others	13	0.4	36	2.6	46	5.4	@	@	13	3.1	12	2.9	@	@
總計[§] Total[§]	3 477	100.0	1 360	100.0	859	100.0	853	100.0	426	100.0	414	100.0	240	100.0

註釋：(1) 個別被呈報吸毒者在某年內可被呈報吸食多於一種毒品。

Notes : More than one type of drugs abused may be reported for an individual drug abuser in a given year.

佔各常被吸食毒品組別內所有被呈報經濟活動身分的吸毒者的百分比。

As a proportion of all reported drug abusers with known economic activity status in the respective common drug abuser groups.

§ 不包括沒有提供「經濟活動身分」的吸毒者。

Excluding drug abusers without information on "economic activity status".

表 3f 按吸食毒品地點及常被吸食毒品種類⁽¹⁾劃分的2018年被呈報吸毒者
Table 3f Reported drug abusers in 2018 by locality of abusing drugs by common type of drugs abused⁽¹⁾

吸食毒品地點 Locality of abusing drugs	海洛英 <u>Heroin</u>		甲基安非他明 <u>Methamphetamine</u>		可卡因 <u>Cocaine</u>		三唑侖/ 咪達唑侖/ 佐匹克隆 <u>Triazolam/ Midazolam/ Zopiclone</u>		氯胺酮 <u>Ketamine</u>		大麻 <u>Cannabis</u>		咳藥 <u>Cough medicine</u>	
	人數 No.	% [#]	人數 No.	% [#]	人數 No.	% [#]	人數 No.	% [#]	人數 No.	% [#]	人數 No.	% [#]	人數 No.	% [#]
只在家/朋友的家 Home/friend's home only	2 150	60.3	837	57.2	386	41.9	448	50.3	214	46.7	200	44.9	111	45.7
在家/朋友的家及 其他地點 Home/friend's home and other localities	858	24.1	303	20.7	213	23.1	308	34.6	104	22.7	106	23.8	57	23.5
只在其他地點 Other localities only	555	15.6	324	22.1	322	35.0	135	15.2	140	30.6	139	31.2	75	30.9
<i>其他地點 Other localities</i>														
公眾地方如休憩地 方/公園/公廁 Public area like recreation area/public park/public toilet	1 263	35.4	403	27.5	296	32.1	409	45.9	155	33.8	174	39.1	73	30.0
會所/大廈/酒店 /酒吧內舉行的非 派對場合 Non-party gathering in club house/building/hotel/bar	41	1.2	72	4.9	89	9.7	12	1.3	26	5.7	21	4.7	8	3.3
會所/大廈/酒店 /酒吧內舉行的派 對場合 Party gathering in club house/building/hotel/bar	17	0.5	67	4.6	101	11.0	@	@	46	10.0	34	7.6	@	@
的士高/卡拉OK Disco/karaoke	12	0.3	40	2.7	83	9.0	6	0.7	34	7.4	29	6.5	@	@
出租屋/渡假屋/ 出租地方 Apartment/bungalow/rental area	43	1.2	72	4.9	38	4.1	16	1.8	10	2.2	17	3.8	@	@
電子遊戲機中心 Electronic game centre	9	0.3	42	2.9	16	1.7	7	0.8	@	@	13	2.9	30	12.3
咖啡店/網吧 Coffee shop/internet cafe	9	0.3	30	2.0	54	5.9	@	@	18	3.9	18	4.0	@	@
學校(包括學校宿 舍) School (include school hostel)	@	@	@	@	@	@	-	-	-	-	-	-	-	-
總計[§] Total[§]	3 563	100.0	1 464	100.0	921	100.0	891	100.0	458	100.0	445	100.0	243	100.0

註釋：(1) 個別被呈報吸毒者在某年內可被呈報吸食多於一種毒品及多於一個吸食毒品地點。

Notes : More than one type of drugs abused and locality may be reported for an individual drug abuser in a given year.

佔各常被吸食毒品組別內所有被呈報吸食毒品地點的吸毒者的百分比。

As a proportion of all reported drug abusers with known localities of abusing drugs in the respective common drug abuser groups.

§ 不包括沒有提供「吸食毒品地點」的吸毒者。

Excluding drug abusers without information on "locality of abusing drugs".

表 4a 按性別及年齡組別劃分的2018年被呈報吸食海洛英及危害精神毒品者⁽¹⁾
Table 4a Reported heroin and psychotropic substance abusers⁽¹⁾ in 2018 by sex by age group

性別 / 年齡組別 Sex/age group	被呈報吸食海洛英者 <u>Reported heroin abusers</u>		被呈報吸食危害精神毒品者 <u>Reported psychotropic substance abusers</u>	
	人數 No.	% [#]	人數 No.	% [#]
男 Male				
< 12	-	-	-	-
12 - 15	-	-	31	0.8
16 - 17	@	@	87	2.2
18 - 20	8	0.2	232	6.0
21 - 30	179	5.0	734	18.8
31 - 40	502	14.0	840	21.6
41 - 50	953	26.5	681	17.5
≥ 51	1 407	39.1	408	10.5
小計 Sub-total	3 052	84.8	3 013	77.4
平均年齡 Average age	50		36	
女 Female				
< 12	-	-	-	-
12 - 15	-	-	13	0.3
16 - 17	@	@	27	0.7
18 - 20	@	@	58	1.5
21 - 30	19	0.5	290	7.4
31 - 40	159	4.4	262	6.7
41 - 50	239	6.6	168	4.3
≥ 51	125	3.5	63	1.6
小計 Sub-total	545	15.2	881	22.6
平均年齡 Average age	45		34	
合計 Overall				
< 12	-	-	-	-
12 - 15	-	-	44	1.1
16 - 17	@	@	114	2.9
18 - 20	10	0.3	290	7.4
21 - 30	198	5.5	1 024	26.3
31 - 40	661	18.4	1 102	28.3
41 - 50	1 192	33.1	849	21.8
≥ 51	1 532	42.6	471	12.1
總計 Total	3 597	100.0	3 894	100.0
平均年齡 Average age	49		36	

註釋：(1) 個別被呈報吸毒者在某年內可被呈報吸食多於一種毒品。

Notes : More than one type of drugs abused may be reported for an individual drug abuser in a given year.

佔各相關吸毒者組別內所有被呈報吸毒者的百分比。

As a proportion of all reported drug abusers in the respective drug abuser groups.

表 4b 按居住地區劃分的2018年被呈報吸食海洛英及危害精神毒品者⁽¹⁾
Table 4b Reported heroin and psychotropic substance abusers⁽¹⁾ in 2018 by district of residence

居住地區 District of residence	被呈報吸食海洛英者 Reported heroin abusers		被呈報吸食危害精神毒品者 Reported psychotropic substance abusers	
	人數 No.	% [#]	人數 No.	% [#]
中西區 Central & Western	9	0.3	36	1.0
灣仔 Wan Chai	70	2.1	48	1.3
東區 Eastern	122	3.6	123	3.4
南區 Southern	76	2.2	52	1.4
油尖旺 Yau Tsim Mong	480	14.1	287	8.0
深水埗 Sham Shui Po	548	16.1	360	10.0
九龍城 Kowloon City	187	5.5	126	3.5
黃大仙 Wong Tai Sin	206	6.1	180	5.0
觀塘 Kwun Tong	385	11.3	360	10.0
葵青 Kwai Tsing	210	6.2	304	8.5
荃灣 Tsuen Wan	112	3.3	106	2.9
屯門 Tuen Mun	199	5.8	288	8.0
元朗 Yuen Long	295	8.7	371	10.3
北區 North	132	3.9	263	7.3
大埔 Tai Po	63	1.9	181	5.0
沙田 Sha Tin	179	5.3	256	7.1
西貢 Sai Kung	81	2.4	165	4.6
離島 Islands	50	1.5	88	2.4
總計[§] Total[§]	3 404	100.0	3 594	100.0

註釋：(1) 個別被呈報吸毒者在某年內可被呈報吸食多於一種毒品。

Notes: More than one type of drugs abused may be reported for an individual drug abuser in a given year.

佔各相關吸毒者組別內所有被呈報居住地區的吸毒者的百分比。

As a proportion of all reported drug abusers with known district of residence in the respective drug abuser groups.

§ 不包括沒有提供「居住地區」的吸毒者。

Excluding drug abusers without information on "district of residence".

表 4c 按現時吸食毒品原因劃分的2018年被呈報吸食海洛英及危害精神毒品者⁽¹⁾

Table 4c Reported heroin and psychotropic substance abusers⁽¹⁾ in 2018 by reason for current drug use

現時吸食毒品原因 Reason for current drug use	被呈報吸食海洛英者 <u>Reported heroin abusers</u>		被呈報吸食危害精神毒品者 <u>Reported psychotropic substance abusers</u>	
	人數 No.	% [#]	人數 No.	% [#]
避免因沒有吸食毒品而感到不適 To avoid discomfort of its absence	2 502	70.6	1 244	33.5
解悶／情緒低落／壓力 Relief of boredom/Depression/Stress	1 218	34.4	1 807	48.7
受到同輩朋友影響／想和同輩朋友打成一片 Peer influence/To identify with peers	986	27.8	1 252	33.8
出於好奇 Curiosity	458	12.9	837	22.6
尋求快感或官能上的滿足 To seek euphoria or sensory satisfaction	451	12.7	712	19.2
<i>總計[§] Total[§]</i>	<i>3 544</i>	<i>100.0</i>	<i>3 708</i>	<i>100.0</i>

註釋：(1) 個別被呈報吸毒者在某年內可被呈報多於一個現時吸食毒品原因。

Notes: More than one reason for current drug use may be reported for an individual drug abuser in a given year.

佔各相關吸毒者組別內所有被呈報現時吸食毒品原因的吸毒者的百分比。

As a proportion of all reported drug abusers with known reasons for current drug use in the respective drug abuser groups.

§ 不包括沒有提供「現時吸食毒品原因」的吸毒者。

Excluding drug abusers without information on "reason for current drug use".

藥物濫用資料中央檔案室的運作機制

Operation Mechanism of the Central Registry of Drug Abuse

引言

1. 要制定有效政策對付毒品問題，必須考慮吸食毒品情況和趨勢。香港有關當局早已明瞭這個需要，因此，政府總部禁毒處(禁毒處)於 1972 年成立檔案室，負責監察本港吸食毒品趨勢的轉變和吸食毒品的特性。

檔案室的工作目標

2. 檔案室的工作目標在 2001 年修訂如下：

- (a) 參考整體人口的特點，確定本港的吸食毒品趨勢和吸食毒品人士特性的轉變；
- (b) 編匯從各機構得來的統計數字，從而分析在某段時期被呈報的吸食毒品人士的特性，以及把不同機構所呈報的吸食毒品人士的特性互相比較對照；
- (c) 設立資料庫，以便應各方要求提供資料，監察選定組別的吸食毒品人士在某段時期的吸食毒品模式，供研究之用；

Introduction

1. Effective policy against drugs has to be formulated with reference to the drug abuse situation and trends. This need has long been recognised in Hong Kong. Therefore, the Narcotics Division (ND) of the Government Secretariat in 1972 established the CRDA that serves to monitor changes in trends and characteristics of the drug abuse situation in Hong Kong.

Objectives of the CRDA

2. The objectives of the CRDA as revised in 2001 are :

- (a) to identify trends of drug abuse and characteristics of the drug abusing population in Hong Kong, with reference to the demographic characteristics of the overall population;
- (b) to coordinate statistics from various sources for analysing the characteristics of the reported addict population at any given time, and to contrast these characteristics among abusers reported from various sources;
- (c) to provide a database which is responsive to requests for monitoring selected groups of drug abusers with regard to their drug abusing patterns over a period of time for research;

- (d) 作為一個基點，以便結合其他與毒品有關的統計系統，從中獲取資料，進而相互聯繫比較；以及
- (e) 適時提供最新的統計數字，供市民參閱。

方法

3. 檔案室所儲存有關經證實或被懷疑的吸食毒品人士的紀錄是從遍布不同界別的機構所填寫的劃一紀錄表收集得來，有關機構包括執法機構、戒毒治療和福利機構、專上院校、醫院和診所。附錄三轉載了《危險藥物條例》(第 134 章)附表四中向檔案室呈報資料的機構名單。紀錄表收集與這些機構有接觸的吸食毒品人士的社會及人口特徵及吸食毒品資料 (自 2005 年 4 月起使用的紀錄表載於附錄四)。警方和海關會就每名經證實或被懷疑吸食毒品的被捕人士，填寫紀錄表。懲教署呈報剛被還押羈留或剛收納入懲教院所的吸食毒品人士和再次吸毒囚犯的資料。戒毒治療和康復服務機構呈報初次和再次接受治療的個案。福利機構呈報經證實或懷疑吸食毒品的求助人資料。外展社工呈報向他們尋求服務的吸食毒品人士的資料。醫院和診所則會就任何有斷癮徵狀或承認吸食毒品的病人，填寫紀錄表。

- (d) to provide a basis for integrating with other drug-related statistical systems so that information in these systems can be captured and statistics related and compared; and
- (e) to provide up-to-date statistics in a timely manner for dissemination to the public.

Methodology

3. Reports on confirmed or suspected drug abusers contained in the CRDA are submitted to the CRDA via a standard record sheet by a wide network of reporting agencies comprising law enforcement agencies, treatment and welfare agencies, tertiary institutions, hospitals and clinics. A list of CRDA reporting agencies specified in the Fourth Schedule to the Dangerous Drugs Ordinance (Chapter 134) is at Appendix 3. The record sheet solicits social and demographic characteristics as well as drug-taking information on drug abusers who come into contact with those agencies (a specimen of the record sheet in use since April 2005 is at Appendix 4). The Police and the Customs and Excise Department report on every confirmed or suspected abuser arrested by them. The Correctional Services Department reports on drug abusers on remand who are taken into custody or drug abusers on their admission to correctional institutions and also on relapsed prisoners. Treatment and rehabilitation agencies report on new and readmitted cases. Welfare agencies report

4. 整體吸食毒品人數指在指定時期內與呈報機構接觸而又被呈報至檔案室的總人數，不論他們是否曾被呈報多於一次，亦不論他們吸食多少毒品種類。吸食某一種類毒品人數則是指在指定時期內曾服食該種毒品的總人數，不論他們只是單一吸食該種毒品或同時與其他毒品混合吸食。

5. 檔案室會核對所有印刷版紀錄表，然後把資料編成代碼，輸入電腦；連同經互聯網向檔案室呈報的電子紀錄表，所輸入的數據均會經過驗證，以確保有效。為避免同一人被重複計算，以及把首次被呈報的個案與檔案室資料庫中曾被呈報的個案區分，系統會根據被呈報者的姓名、身分證號碼、出生日期和性別等，把新輸入的資料與檔案室資料庫所儲存已知個案的資料，逐一配對。檔案室在更新資料庫後，就會編製統計數據。

when a confirmed or suspected drug abuser approaches them for assistance. Outreaching social workers report on drug abusers who come to them for services. Hospitals and clinics complete a record sheet in respect of any patient who has shown withdrawal symptoms of drug addiction or who confesses to being a drug abuser.

4. The overall number of drug abusers refers to the total number of individual persons reported to the CRDA who have come into contact with reporting agencies in the given period, irrespective of whether they were reported for more than once and the number of drugs taken. The number of drug abusers for a particular drug type, however, is defined as the total number of all individuals who had abused the drug within the given period, irrespective of whether they took it singly or concurrently with other drugs.

5. All record sheets received in paper form are checked, coded and the data are input into the computer. Together with those record sheets submitted electronically over the internet to the CRDA, the inputted data are then validated. To avoid multiple counting of the same person and enable identification of newly reported cases as against the previously reported ones in the CRDA database, the system will match data input with previously known cases in the database, using the name, identity card number, birth date, sex and etc. With the updated CRDA database, statistics are compiled.

資料保密

6. 由於呈報工作純粹出於自願，檔案室同時得到個別吸食毒品人士和呈報機構的信任至為重要。《危險藥物條例》就此授予法定保障，規定檔案室和呈報機構所備存的紀錄必須保密。此外，當局亦不時更新呈報機構向檔案室呈報資料的指引，以確保呈報程序遵守《個人資料(私隱)條例》(第 486 章)的條文。

7. 各機構向檔案室呈報的所有個人紀錄，均絕對保密，只有直接負責檔案室工作的人員才可取閱。這些人員必須遵守保密規則，而使用這些資料有極其嚴格之規定及須符合《危險藥物條例》第 VIIA 部的規定。所有發表的報告，內容純屬統計數字，並無任何資料可供識別個別吸食毒品人士的身分。這樣不僅加強了呈報機構對檔案室的信心，也為呈報機構繼續與檔案室合作並定期呈報可靠資料，提供鞏固的基礎。同時，個別吸食毒品人士也無須害怕因接受治療或其他服務而泄露身分。

Data Confidentiality

6. As reporting to the CRDA is entirely voluntary, it is essential to secure the confidence of both individual drug abusers and reporting agencies. This is achieved by conferring statutory protection to the confidentiality of all records maintained in the CRDA and its reporting agencies under the Dangerous Drugs Ordinance. Guidelines for reporting data to the CRDA have also been updated to comply with the provisions of the Personal Data (Privacy) Ordinance (Chapter 486).

7. The records of all persons reported to the CRDA are handled in strict confidence and are accessible only to those who are directly involved in the operation of the CRDA. They in turn are required to observe the rule of confidentiality. The use of such information is subject to strict regulations, and complies with legal requirements as prescribed under Part VIIA of Dangerous Drugs Ordinance. All published reports are statistical in nature and contain no information that could lead to any individual drug abuser being identified. This enhances the confidence of the reporting agencies in the CRDA and provides a firm basis for their continuous cooperation and the regular submission of reliable information. At the same time, individual abusers are assured that their anonymity will be maintained, thus allaying any fear of being exposed when they

come forward for treatment or other services.

統計資料的局限

8. 雖然呈報網絡已包括多間呈報機構，例如執法機構、戒毒治療及福利機構、專上院校、醫院和診所，但檔案室採用自願呈報系統，紀錄曾與呈報機構接觸而又被這些機構呈報的吸毒者資料。基於其性質，檔案室的統計數字不是計量本港在某一段時間內吸毒者的確實人數，而是顯示一段時間內的吸毒趨勢。

9. 根據某一類別吸毒人士及吸食多種毒品人士的定義，將各類別的被呈報吸毒人數合計起來是沒有意義的，其總和往往多於在某指定年份內被呈報吸毒的總人數。

10. 除了基本的個人資料(例如年齡和性別外)，有關個別吸食毒品人士的其他指定資料項目，會因為種種原因而沒有全部向檔案室呈報。因此，本報告書只會根據檔案室所得的呈報資料作出分析，而這些資料難免未能盡錄所有情況。雖然如此，以個別資料項目而言，大部分(遠超過 90%)被呈報人士均有提供資料。下表所載為 2018 年所有呈報人士就指定資料項

Data limitations

8. Although its reporting network encompasses a large number of reporting agencies such as law enforcement agencies, treatment and welfare agencies, tertiary institutions, hospitals and clinics, the CRDA is a voluntary reporting system recording the details of drug abusers who have come into contact with and have been reported by the reporting agencies. By its nature, while CRDA statistics do not measure the exact size of the drug abusing population in Hong Kong at any particular time, they are indicators of the trends of drug abuse over time.

9. Given the definitions of drug abusers of a particular type and multiple drug abusers, it is not meaningful to add up the number of reported drug abusers for individual drug types, the sum of which is usually larger than the overall total number of reported drug abusers in a given year.

10. Specific data items of individual abusers, other than the basic personal particulars such as age and sex, may not have been fully provided for one reason or another. The analyses presented in this report are thus only based on the reported information available to the CRDA, which is inevitably not exhaustive. Nevertheless, information on individual data items has been provided for most, or well above 90%, of reported

目有提供資料的人數及所佔百分比。

individuals. A table showing the numbers and proportions of individuals with known information on specific data items in 2018 is given below.

指定資料項目 Specified data items	有提供資料的人士 No. of individuals with known information	佔所有被呈報 吸毒者的百分比 % of all reported individuals
年齡/出生日期及性別 (必須呈報項目) Age/date of birth and sex (mandatory items)	6 611	100.0
吸食毒品種類 Type of drugs abused	6 552	99.1
婚姻狀況 Marital status	6 532	98.8
教育程度 Educational attainment	6 179	93.5
居住地區 District of residence	6 176	93.4
屋宇單位類型 Type of quarters	6 125	92.6
經濟活動身分 Economic activity status	6 206	93.9
曾否有犯罪紀錄 Whether previously convicted	6 285	95.1
首次吸食毒品年齡 Age of first abuse	6 250	94.5
現時吸食毒品物原因 Reason for current drug use	6 333	95.8
吸食毒品地方 Place of abusing drugs	6 454	97.6
吸食毒品地點 Locality of abusing drugs	6 384	96.6

11. 在闡釋本報告書所載的統計結果時，應注意以上各點。這些統計數字應作為反映吸食毒品趨勢的指標，而非鉅細無遺地描述吸食毒品的全面情況。雖然有關的百分比分布並非按所有被呈報人士計算出來，但仍可大致反映吸食毒品人士的一般特徵。

11. In interpreting findings of the report, the above have to be taken into account. The statistics should be taken as indicators of the trends in drug abuse over time rather than an absolute representation of the whole situation. The percentage distribution, though not calculated for all reported individuals, can be taken broadly to reflect the general characteristics of drug abusers.

數字修訂

12. 本報告書內過往兩年的被呈報吸食毒品人士數字可能稍作調整，因而有別於以往出版的同一系列報告書所載的數字。原因是在各年份的截止收集資料日期過後，仍有機構向檔案室呈報過往吸食毒品人士的資料或更改已呈報的資料。

Figure Revision

12. Figures for the number of drug abusers in the previous two years may have been slightly revised and are thus different from those presented in the previous issues of this series of report. It is because some agencies still submit records to the CRDA on abusers contacted within the preceding years, or revise records submitted after the cut-off time of data collection of each reference year.

用語定義 Definition of Terms

年齡：指某人在出生後所度過的完整年數。年齡是由呈報月份和年份計算得來的。

Age : Age is the number of complete years a person has passed since birth. It is derived from month and year of birth reported.

首次吸食毒品年齡：指開始吸食毒品的年齡，不論吸食的毒品種類為何。如果是指明某一種毒品的首次吸食年齡，則是指某人吸食該種毒品的首次吸食年齡。

Age of first abuse : This refers to the age when drug abuse first started, regardless of the types of drugs taken then. If a particular type of drug is specified, it refers to the age of first abuse for such type of drug.

居住地區：指被呈報吸毒人士在呈報時所知的居住地區。

District of residence : This refers to the district where a reported person is known to be residing at the time of report.

吸毒者：作為呈報的準則，吸毒者是指在洽見日期前四星期內曾經服用危害或可能危害個人身體、精神健康、或其家庭和社會關係的毒品 / 物質的人士，而劑量或服用期超過正常的治療劑量或服用期。酒精及煙草不被列作毒品。被濫用毒品 / 物質大致可分為麻醉鎮痛劑及危害精神毒品。

Drug abuser : For the purpose of CRDA reporting, a drug abuser refers to a person who has taken drugs/substances during the four weeks before the date of contact, and the drugs/substances taken harm or threaten to harm the physical or mental health or social well-being of an individual, in doses above or for periods beyond those normally regarded as therapeutic. Alcohol and tobacco are, however, not regarded as drugs abused. The drugs/substances of abuse are broadly classified into narcotics analgesics and psychotropic substances.

經濟活動身分：個別人士可被分類至以下各種不同的經濟活動身分，包括：

Economic activity status : A person can be classified into various different economic activity status including :

- (i) 全職工作人士是指在呈報前七天內，有一份正式工作(即該人士持續支取工資；或已獲保證或已有既定日期返回工作崗位或所經營之業務；或正支取補償費而無須接受其他工作)且正按照一個每月有固定通常工作日數或每周 / 每月有固定

- (i) *full-time worker* refers to an employee, employer or a self-employed who had formal job attachment (i.e. had continued receipt of wage, or had an assurance or an agreed date of return to job or business, or was in receipt of compensation without obligation to accept another job) and was working under a regular pattern with fixed

通常工作時數的模式工作的僱員、僱主或自僱人士；	number of usual days of work per month or fixed number of usual hours of work per week/month during the seven days prior to the time of report;
(ii) 散工／兼職人士是指在呈報前七天內，按日工作或每周通常工作日數或每工作日／周通常工作時數是不固定的人士；	(ii) <i>casual/part-time worker</i> refers to a person who was working on a day-to-day basis or for whom the number of usual days of work per week or usual hours of work per working day/week was either not fixed or irregular during the seven days prior to the time of report;
(iii) 失業人士是指在呈報前七天內可隨時工作但並無為賺取薪酬而工作的人士；	(iii) <i>unemployed</i> refers to a person who had been available for work but had not performed any work for pay during the seven days prior to the time of report;
(iv) 料理家務人士是指照顧家庭而無收取報酬的人士；	(iv) <i>home-maker</i> refers to a person who looks after the home without pay;
(v) 學生是指正在求學及在呈報前七天內並無工作的人士。兼職學生應歸入工作者及不包括在此類別內；	(v) <i>student</i> refers to a person who is studying and was not working during the seven days prior to the time of report. Student worker should be classified as an employed person and is not included in this category;
(vi) 退休人士是指以前有工作，但現因年老而沒有繼續工作的人士；	(vi) <i>retired person</i> refers to a person who has worked previously but is not currently working due to old age;
(vii) 其他人士包括(a)無須為生計而工作的人士，及因長期患病或殘疾而不能工作的人士；及(b)從事非法行業人士。	(vii) <i>others</i> include (a) persons who do not have to work for a living and who cannot work due to permanent sickness or disablement; and (b) workers in illicit trade.

教育程度：指某人在學校或其他教育機構修讀達到的最高教育程度，不論他／她有否完成該課程。

Educational attainment : This refers to the highest level of education attained by a person in school or other educational institution, regardless of whether he/she had completed the course.

種族：有關「種族」的分類是參考不同的概念包括文化起源、國籍、膚色及語言等而制定。吸毒者的種族指由其本人報稱所屬的族裔。但若吸毒者無法自行判斷，呈報機構可憑其外貌或言談判斷，否則可查問吸毒者的國籍代替種族。

Ethnicity : The classification of ethnicity is determined with reference to a combination of concepts such as cultural origins, nationality, colour and language. The ethnicity of an abuser is determined by self-identification. If the abuser cannot determine his/her own ethnicity, reporting agency may classify the abuser according to his/her appearance or language. Otherwise, reporting agency may check the nationality of the abuser as a proxy for ethnicity.

吸食毒品地點：指吸毒者吸毒的地點，如在家、朋友的家、公眾地方如休憩地方／公園／公廁及的士高／卡拉OK。

Locality of abusing drug : This refers to the location where a reported person abused drugs, such as home, friend's home, public areas like recreation area/public park/public toilet and disco/karaoke.

麻醉鎮痛劑：指海洛英、鴉片、嗎啡和菲仕通／美沙酮。

Narcotics analgesics : They refer to heroin, opium, morphine and physeptone/methadone.

吸食毒品地方：指香港或香港以外的地區或國家，如澳門特別行政區及中國內地-深圳。

Place of abusing drug : This refers to Hong Kong or an area or a country outside Hong Kong, such as Macao SAR and Mainland China - Shenzhen.

危害精神毒品：指迷幻劑（例如大麻）、鎮抑劑（例如甲喹酮）、興奮劑（例如亞甲二氧基甲基安非他明、甲基安非他明及可卡因）、鎮靜劑（例如三唑倫／咪達唑倫／佐匹克隆及安定）和其他物質，例如氣胺酮、咳藥和有機溶劑等。

Psychotropic substances : They refer to hallucinogens (e.g. cannabis), depressants (e.g. methaqualone), stimulants (e.g. MDMA, methamphetamine and cocaine), tranquillizers (e.g. triazolam/midazolam/zopiclone and diazepam) and other substances such as ketamine, cough medicine and organic solvents.

被呈報吸毒者：指被呈報機構向檔案室呈報的已知或懷疑吸毒者。同一吸毒者在某指定年內接觸呈報機構而又被呈報多於一次(不論由同一機構呈報或由不同機構呈報)，亦只會作一人計算。被呈報吸食某一種類毒品人士的數目是指在某指定年內被呈報曾吸食該種毒品的人士總數，不論他們只是單一吸食該種毒品或同時與其他毒品混合吸食。檔案室從不同角度分析被呈報吸毒人士，包括：

首次被呈報者指不論吸食毒品的種類及分析的時期，該人的紀錄是首次呈報予檔案室(即是在呈報之前，檔案室從未有該名人士的紀錄)。

曾被呈報者指該人的紀錄已在以往的年份被呈報予檔案室。

吸食超過一種毒品者(或稱為吸食多種毒品者)指該人在某指定年份內被呈報吸食超過一種毒品的人士，不論有關毒品是否在同一時間混合吸食。

某一年份被呈報吸毒人數是在同年首次被呈報及曾被呈報吸毒人數的總和。

Reported drug abuser : This refers to known or suspected drug abuser reported to the CRDA by reporting agencies. A drug abuser who has come into contact with reporting agencies within a given year and has been reported for more than once (by the same or different reporting agencies) is counted as one reported individual. The number of reported drug abusers for a particular drug type is defined as the total number of all individuals who had abused the drug within a given year, irrespective of whether they took it singly or concurrently with other drugs. Analyses of reported drug abusers are made from various perspectives including :

Newly reported person refers to a person who is known to the CRDA for the first time (i.e. no precedent reported case on him/her in the CRDA at the time of report), irrespective of the types of drugs taken and the period of analysis.

Previously reported person refers to a person who has been recorded by the CRDA before in the preceding years.

Multiple drug abuser refers to a person who is reported to have taken more than one type of drugs in a given year, irrespective of whether the drugs were taken concurrently on one occasion or not.

The number of reported drug abusers for a particular year is the sum of that of newly reported persons and that of previously reported persons for the same year.

《危險藥物條例》附表四的呈報機構

Reporting agencies in the Fourth Schedule to the Dangerous Drugs Ordinance

機構名稱	Name of agency
1. 香港仔街坊福利會社會服務中心	1. Aberdeen Kai-fong Welfare Association Social Service Centre
2. 浸會愛群社會服務處	2. Baptist Oi Kwan Social Service
3. 基督教巴拿巴愛心服務團有限公司	3. Barnabas Charitable Service Association Limited
4. 嘉諾撒醫院	4. Canossa Hospital (Caritas)
5. 香港明愛	5. Caritas-Hong Kong
6. 基督教家庭服務中心	6. Christian Family Service Centre
6A. 基督教新生協會有限公司	6A. Christian New Life Association Limited
7. 基督教正生會有限公司	7. Christian Zheng Sheng Association Limited
8. 珠海學院	8. Chu Hai College of Higher Education
9. 香港城市大學	9. City University of Hong Kong
10. 懲教署	10. Correctional Services Department
11. 香港海關	11. Customs and Excise Department
12. 得基輔康會有限公司	12. DACARS, Limited
13. 衛生署	13. Department of Health
14. 教育局	14. Education Bureau
15. 播道醫院	15. Evangel Hospital
15A. 榮頌團契有限公司	15A. Glorious Praise Fellowship (Hong Kong) Limited
16. 香港港安醫院	16. Hong Kong Adventist Hospital
17. 香港浸信會醫院	17. Hong Kong Baptist Hospital
18. 香港浸會大學	18. Hong Kong Baptist University
19. 港中醫院	19. Hong Kong Central Hospital
20. 香港青少年服務處	20. Hong Kong Children & Youth Services
21. 香港基督教服務處	21. Hong Kong Christian Service
22. 香港家庭福利會	22. Hong Kong Family Welfare Society
23. 香港路德會社會服務處	23. Hong Kong Lutheran Social Service
24. 香港遊樂場協會	24. Hong Kong Playground Association
25. 香港警務處	25. Hong Kong Police Force
26. 香港養和醫院有限公司	26. Hong Kong Sanatorium and Hospital Limited
26A. 香港聖公會福利協會	26A. Hong Kong Sheng Kung Hui Welfare Council
27. 香港基督教女青年會	27. Hong Kong Young Women's Christian Association
28. 醫院管理局	28. Hospital Authority
29. 香港國際社會服務社	29. International Social Service Hong Kong Branch
30. 啟勵扶青會	30. KELY Support Group
31. 基督教信義會芬蘭差會靈愛中心	31. Ling Oi Centre, Finnish Evangelical Lutheran Mission
32. 嶺南大學	32. Lingnan University
33. 明德醫院	33. Matilda and War Memorial Hospital
34. 循道愛華村服務中心	34. Methodist Epworth Village Community Centre

機構名稱	Name of agency
34A. 方舟行動有限公司	34A. Mission Ark Limited
35. 香港晨曦會	35. Operation Dawn Limited
36. 寶血醫院(明愛)	36. Precious Blood Hospital (Caritas)
37. 社會福利署	37. Social Welfare Department
38. 聖雅各福群會	38. St. James' Settlement
39. 聖保祿醫院	39. St. Paul's Hospital
40. 聖士提反會	40. St. Stephen's Society
41. 聖德肋撒醫院	41. St. Teresa's Hospital
42. 香港神託會	42. Stewards Limited
43. 香港小童群益會	43. The Boys' and Girls' Clubs Association of Hong Kong
44. 香港基督少年軍有限公司	44. The Boys' Brigade, Hong Kong Limited
45. 香港中文大學	45. The Chinese University of Hong Kong
46. 香港中華基督教青年會	46. The Chinese Young Men's Christian Association of Hong Kong
47. 基督教得生團契有限公司	47. The Christian New Being Fellowship Limited
48. 香港基督教協基會有限公司	48. The Church of United Brethren in Christ Hong Kong Limited
48A. 香港教育大學	48A. The Education University of Hong Kong
49. 基督教香港信義會	49. The Evangelical Lutheran Church of Hong Kong
50. 香港社會服務聯會	50. The Hong Kong Council of Social Service
51. 香港青年協會	51. The Hong Kong Federation of Youth Groups
53. 香港醫學會	53. The Hong Kong Medical Association
54. 香港理工大學	54. The Hong Kong Polytechnic University
55. 香港科技大學	55. The Hong Kong University of Science and Technology
56. 鄰舍輔導會	56. The Neighbourhood Advice-Action Council
57. 救世軍	57. The Salvation Army
58. 香港戒毒會	58. The Society for the Aid and Rehabilitation of Drug Abusers
59. 香港善導會	59. The Society of Rehabilitation and Crime Prevention, Hong Kong
60. 香港大學	60. The University of Hong Kong
61. 荃灣港安醫院	61. Tsuen Wan Adventist Hospital
61A. 東華三院	61A. Tung Wah Group of Hospitals
62. 沙田國際醫務中心仁安醫院	62. Sha Tin International Medical Centre Union Hospital
63. 職業訓練局	63. Vocational Training Council
64. 基督教互愛中心	64. Wu Oi Christian Centre
65. 仁愛堂有限公司	65. Yan Oi Tong Limited
66. 循道衛理楊震社會服務處	66. Yang Memorial Methodist Social Service
67. 錫安社會服務處有限公司	67. Zion Social Service Limited

藥物濫用資料中央檔案室
紀錄表

填入資料後即成
機密文件

回答選擇題時，請圈出適當的答案

1. 呈報機構 辦事處/分處 灰色空格內無須填寫 <input type="text"/>	2. 洽見日期 <input type="text"/> <input type="text"/> <input type="text"/> <input type="text"/> 日 月 年																									
3. 姓名 (中文姓名; 如非華人, 請用英文填寫) _____ 姓氏 名字	4. 香港身份證號碼 (如非本港居民, 請填寫其他證件號碼) <input type="text"/> <input type="text"/> <input type="text"/> <input type="text"/> <input type="text"/> <input type="text"/> <input type="text"/> <input type="text"/> <input type="text"/> <input type="text"/> 其他證件號碼 _____																									
5. 性別: 1 男 2 女	7. 出生日期 <input type="text"/> <input type="text"/> <input type="text"/> <input type="text"/> 日 月 年																									
6. 種族: 11 華人 12 其他 (請註明) _____	12. 居住地區 11 中西區 21 油尖旺 25 觀塘 34 元朗 38 西貢 12 灣仔 22 深水埗 31 葵青 35 北區 39 離島 13 東區 23 九龍城 32 荃灣 36 大埔 99 不詳 14 南區 24 黃大仙 33 屯門 37 沙田																									
8. 婚姻狀況 1 未婚 2 已婚/同居 3 鰥/寡 4 離婚/分居 9 不詳	13. 在香港居住的年期 (以整年計) <input type="text"/> <input type="text"/>																									
9. 過去四星期內伴侶有否濫用藥物? 1 有 2 沒有 3 不適用 9 不詳	14. 屋宇單位類型 1 公營租住單位 4 臨時房屋 2 資助出售單位 5 其他 (請註明) _____ 3 私人住宅單位 9 不詳																									
10. 教育水平 (指最高學歷, 不論已完成該課程與否) 1 無受過教育/幼稚園程度 4 高中程度 (中四至中七) 2 小學程度 5 專上教育程度 3 初中程度 (中一至中三) 9 不詳	15. 有無犯罪紀錄? 1 有, 與毒品有關 5 沒有 2 有, 其他罪行 9 不詳 3 有, 與毒品有關和其他罪行 4 有, 但罪行不詳																									
11. 活動狀況 1 全職 6 學生 2 散工/兼職 7 退休人士 3 從事非法行業 8 其他 (請註明) 4 失業 5 料理家務 9 不詳																										
16. 過去四星期內濫用的物質種類 <table border="1" style="width:100%; border-collapse: collapse;"> <thead> <tr> <th style="width:15%;">物質種類</th> <th style="width:10%;">通常服用的方法</th> <th style="width:10%;">通常每次的開支 (港元)</th> <th style="width:15%;">濫用的次數 (* 請圈出適當的答案)</th> <th style="width:10%;">首次濫用藥物年齡</th> </tr> </thead> <tbody> <tr> <td>1 _____</td> <td><input type="text"/></td> <td><input type="text"/></td> <td>每日/星期/月* <input type="text"/> <input type="text"/> 次 <input type="text"/></td> <td><input type="text"/> <input type="text"/></td> </tr> <tr> <td>2 _____</td> <td><input type="text"/></td> <td><input type="text"/></td> <td>每日/星期/月* <input type="text"/> <input type="text"/> 次 <input type="text"/></td> <td><input type="text"/> <input type="text"/></td> </tr> <tr> <td>3 _____</td> <td><input type="text"/></td> <td><input type="text"/></td> <td>每日/星期/月* <input type="text"/> <input type="text"/> 次 <input type="text"/></td> <td><input type="text"/> <input type="text"/></td> </tr> <tr> <td>4 _____</td> <td><input type="text"/></td> <td><input type="text"/></td> <td>每日/星期/月* <input type="text"/> <input type="text"/> 次 <input type="text"/></td> <td><input type="text"/> <input type="text"/></td> </tr> </tbody> </table>		物質種類	通常服用的方法	通常每次的開支 (港元)	濫用的次數 (* 請圈出適當的答案)	首次濫用藥物年齡	1 _____	<input type="text"/>	<input type="text"/>	每日/星期/月* <input type="text"/> <input type="text"/> 次 <input type="text"/>	<input type="text"/> <input type="text"/>	2 _____	<input type="text"/>	<input type="text"/>	每日/星期/月* <input type="text"/> <input type="text"/> 次 <input type="text"/>	<input type="text"/> <input type="text"/>	3 _____	<input type="text"/>	<input type="text"/>	每日/星期/月* <input type="text"/> <input type="text"/> 次 <input type="text"/>	<input type="text"/> <input type="text"/>	4 _____	<input type="text"/>	<input type="text"/>	每日/星期/月* <input type="text"/> <input type="text"/> 次 <input type="text"/>	<input type="text"/> <input type="text"/>
物質種類	通常服用的方法	通常每次的開支 (港元)	濫用的次數 (* 請圈出適當的答案)	首次濫用藥物年齡																						
1 _____	<input type="text"/>	<input type="text"/>	每日/星期/月* <input type="text"/> <input type="text"/> 次 <input type="text"/>	<input type="text"/> <input type="text"/>																						
2 _____	<input type="text"/>	<input type="text"/>	每日/星期/月* <input type="text"/> <input type="text"/> 次 <input type="text"/>	<input type="text"/> <input type="text"/>																						
3 _____	<input type="text"/>	<input type="text"/>	每日/星期/月* <input type="text"/> <input type="text"/> 次 <input type="text"/>	<input type="text"/> <input type="text"/>																						
4 _____	<input type="text"/>	<input type="text"/>	每日/星期/月* <input type="text"/> <input type="text"/> 次 <input type="text"/>	<input type="text"/> <input type="text"/>																						
17. 過去四星期內濫用藥物的地方 (可選擇一個或以上答案) 11 香港特別行政區 21 亞洲國家 (請註明) 12 澳門特別行政區 13 中國 - 深圳 31 其他國家 (請註明) 14 中國 - 廣東省 (深圳除外) 15 中國 - 其他省份 99 不詳	18. 過去四星期內濫用藥物的地點 (可選擇一個或以上答案) 11 家 16 出租屋/渡假屋/出租地方 12 朋友的家 17 的士高/卡拉OK 13 學校/宿舍 18 夜總會/網吧 14 會所/大廈/酒店/酒吧內舉行的派對場合 19 電子遊戲機中心 15 會所/大廈/酒店/酒吧內舉行的非派對場合 20 電影院/劇院 21 休憩地方/公園/公廁 22 其他 (請註明) _____																									
19. 報稱現時濫用藥物的原因 (可選擇一個或以上答案) 1 出於好奇 4 自行治理疾病 7 受到伴侶影響 9 不詳 2 受到同輩朋友影響/想和同輩打成一片 5 避免因沒有服食藥物而感到不適 8 其他 (請註明) 3 解悶/情緒低落/壓力 6 尋求快感或官能上的滿足																										
其他附加資料: 個案參考編號: _____ 填報人: _____ 聯絡電話: _____	本欄無須填寫 <input type="text"/> 登記號碼																									

**CENTRAL REGISTRY OF DRUG ABUSE
RECORD SHEET**

CONFIDENTIAL
when entered with data

Please circle appropriate answer for multiple choice questions

<p>1. Reporting Agency Office/Branch Leave shaded boxes in blank</p> <table style="width:100%; text-align: center;"> <tr> <td style="width:10%;"><input type="text"/></td> <td style="width:10%;"><input type="text"/></td> <td style="width:10%;"><input type="text"/></td> <td style="width:10%;"><input type="text"/></td> <td style="width:10%;"><input type="text"/></td> <td style="width:10%;"><input type="text"/></td> <td style="width:10%;"><input type="text"/></td> <td style="width:10%;"><input type="text"/></td> </tr> </table>	<input type="text"/>	<input type="text"/>	<input type="text"/>	<input type="text"/>	<input type="text"/>	<input type="text"/>	<input type="text"/>	<input type="text"/>	<p>2. Date of Contact</p> <table style="width:100%; text-align: center;"> <tr> <td style="width:20%;"><input type="text"/></td> <td style="width:20%;"><input type="text"/></td> <td style="width:20%;"><input type="text"/></td> <td style="width:20%;"><input type="text"/></td> <td style="width:20%;"><input type="text"/></td> </tr> <tr> <td>day</td> <td>month</td> <td colspan="3">year</td> </tr> </table>	<input type="text"/>	<input type="text"/>	<input type="text"/>	<input type="text"/>	<input type="text"/>	day	month	year																									
<input type="text"/>	<input type="text"/>	<input type="text"/>	<input type="text"/>	<input type="text"/>	<input type="text"/>	<input type="text"/>	<input type="text"/>																																			
<input type="text"/>	<input type="text"/>	<input type="text"/>	<input type="text"/>	<input type="text"/>																																						
day	month	year																																								
<p>3. Name (in Chinese characters; if non-Chinese, in English)</p> <p>_____</p> <p style="text-align: center;">Last name given name</p>	<p>4. HKID Card No. (for non-Hong Kong resident, please quote other document number)</p> <table style="width:100%; text-align: center;"> <tr> <td style="width:10%;"><input type="text"/></td> <td style="width:10%;"><input type="text"/></td> <td style="width:10%;"><input type="text"/></td> <td style="width:10%;"><input type="text"/></td> <td style="width:10%;"><input type="text"/></td> <td style="width:10%;"><input type="text"/></td> <td style="width:10%;"><input type="text"/></td> <td style="width:10%;"><input type="text"/></td> <td style="width:10%;"><input type="text"/></td> <td style="width:10%;"><input type="text"/></td> </tr> </table> <p>Other document number _____</p>	<input type="text"/>	<input type="text"/>	<input type="text"/>	<input type="text"/>	<input type="text"/>	<input type="text"/>	<input type="text"/>	<input type="text"/>	<input type="text"/>	<input type="text"/>																															
<input type="text"/>	<input type="text"/>	<input type="text"/>	<input type="text"/>	<input type="text"/>	<input type="text"/>	<input type="text"/>	<input type="text"/>	<input type="text"/>	<input type="text"/>																																	
<p>5. Sex: 1 Male 2 Female</p>	<p>7. Date of Birth</p> <table style="width:100%; text-align: center;"> <tr> <td style="width:20%;"><input type="text"/></td> <td style="width:20%;"><input type="text"/></td> <td style="width:20%;"><input type="text"/></td> <td style="width:20%;"><input type="text"/></td> <td style="width:20%;"><input type="text"/></td> </tr> <tr> <td>day</td> <td>month</td> <td colspan="3">year</td> </tr> </table>	<input type="text"/>	<input type="text"/>	<input type="text"/>	<input type="text"/>	<input type="text"/>	day	month	year																																	
<input type="text"/>	<input type="text"/>	<input type="text"/>	<input type="text"/>	<input type="text"/>																																						
day	month	year																																								
<p>6. Ethnicity: 11 Chinese 12 Other (please specify)</p> <p>_____</p>	<p>12. District of Residence</p> <table style="width:100%;"> <tr> <td style="width:15%;">11 Central & Western</td> <td style="width:15%;">21 Yau Tsim Mong</td> <td style="width:15%;">25 Kwun Tong</td> <td style="width:15%;">34 Yuen Long</td> <td style="width:15%;">38 Sai Kung</td> </tr> <tr> <td>12 Wan Chai</td> <td>22 Sham Shui Po</td> <td>31 Kwai Tsing</td> <td>35 North</td> <td>39 Islands</td> </tr> <tr> <td>13 Eastern</td> <td>23 Kowloon City</td> <td>32 Tsuen Wan</td> <td>36 Tai Po</td> <td>99 Unknown</td> </tr> <tr> <td>14 Southern</td> <td>24 Wong Tai Sin</td> <td>33 Tuen Mun</td> <td>37 Sha Tin</td> <td></td> </tr> </table>	11 Central & Western	21 Yau Tsim Mong	25 Kwun Tong	34 Yuen Long	38 Sai Kung	12 Wan Chai	22 Sham Shui Po	31 Kwai Tsing	35 North	39 Islands	13 Eastern	23 Kowloon City	32 Tsuen Wan	36 Tai Po	99 Unknown	14 Southern	24 Wong Tai Sin	33 Tuen Mun	37 Sha Tin																						
11 Central & Western	21 Yau Tsim Mong	25 Kwun Tong	34 Yuen Long	38 Sai Kung																																						
12 Wan Chai	22 Sham Shui Po	31 Kwai Tsing	35 North	39 Islands																																						
13 Eastern	23 Kowloon City	32 Tsuen Wan	36 Tai Po	99 Unknown																																						
14 Southern	24 Wong Tai Sin	33 Tuen Mun	37 Sha Tin																																							
<p>8. Marital Status</p> <table style="width:100%;"> <tr> <td style="width:33%;">1 Never married</td> <td style="width:33%;">2 Married/Cohabiting</td> <td style="width:33%;"></td> </tr> <tr> <td>3 Widowed</td> <td>4 Divorced/Separated</td> <td>9 Unknown</td> </tr> </table>	1 Never married	2 Married/Cohabiting		3 Widowed	4 Divorced/Separated	9 Unknown	<p>13. Years of Residence in Hong Kong (in complete years)</p> <table style="width:100%; text-align: center;"> <tr> <td style="width:20%;"><input type="text"/></td> <td style="width:20%;"><input type="text"/></td> </tr> </table>	<input type="text"/>	<input type="text"/>																																	
1 Never married	2 Married/Cohabiting																																									
3 Widowed	4 Divorced/Separated	9 Unknown																																								
<input type="text"/>	<input type="text"/>																																									
<p>9. Did your partner take drugs in the last four weeks?</p> <table style="width:100%;"> <tr> <td style="width:15%;">1 Yes</td> <td style="width:15%;">2 No</td> <td style="width:15%;">3 Not applicable</td> <td style="width:15%;">9 Unknown</td> </tr> </table>	1 Yes	2 No	3 Not applicable	9 Unknown	<p>14. Type of Quarters</p> <table style="width:100%;"> <tr> <td style="width:33%;">1 Public rental flats</td> <td style="width:33%;">4 Temporary housing</td> <td style="width:33%;"></td> </tr> <tr> <td>2 Subsidized sale flats</td> <td>5 Other (please specify)</td> <td></td> </tr> <tr> <td>3 Private residential flats</td> <td>9 Unknown</td> <td>_____</td> </tr> </table>	1 Public rental flats	4 Temporary housing		2 Subsidized sale flats	5 Other (please specify)		3 Private residential flats	9 Unknown	_____																												
1 Yes	2 No	3 Not applicable	9 Unknown																																							
1 Public rental flats	4 Temporary housing																																									
2 Subsidized sale flats	5 Other (please specify)																																									
3 Private residential flats	9 Unknown	_____																																								
<p>11. Activity Status</p> <table style="width:100%;"> <tr> <td style="width:33%;">1 Full-time worker</td> <td style="width:33%;">6 Student</td> <td style="width:33%;"></td> </tr> <tr> <td>2 Casual/Part-time worker</td> <td>7 Retired</td> <td></td> </tr> <tr> <td>3 Worker in illicit trade</td> <td>8 Other (please specify)</td> <td>_____</td> </tr> <tr> <td>4 Unemployed</td> <td>9 Unknown</td> <td></td> </tr> <tr> <td>5 Home-maker</td> <td></td> <td></td> </tr> </table>	1 Full-time worker	6 Student		2 Casual/Part-time worker	7 Retired		3 Worker in illicit trade	8 Other (please specify)	_____	4 Unemployed	9 Unknown		5 Home-maker			<p>15. Whether previously convicted?</p> <table style="width:100%;"> <tr> <td style="width:33%;">1 Yes, drug-related offences</td> <td style="width:33%;">5 No</td> <td style="width:33%;"></td> </tr> <tr> <td>2 Yes, other offences</td> <td>9 Unknown</td> <td></td> </tr> <tr> <td>3 Yes, both drug-related and other offences</td> <td></td> <td></td> </tr> <tr> <td>4 Yes, offences unknown</td> <td></td> <td></td> </tr> </table>	1 Yes, drug-related offences	5 No		2 Yes, other offences	9 Unknown		3 Yes, both drug-related and other offences			4 Yes, offences unknown																
1 Full-time worker	6 Student																																									
2 Casual/Part-time worker	7 Retired																																									
3 Worker in illicit trade	8 Other (please specify)	_____																																								
4 Unemployed	9 Unknown																																									
5 Home-maker																																										
1 Yes, drug-related offences	5 No																																									
2 Yes, other offences	9 Unknown																																									
3 Yes, both drug-related and other offences																																										
4 Yes, offences unknown																																										
<p>16. Type of substances abused in the last four weeks</p> <table style="width:100%; border-collapse: collapse;"> <thead> <tr> <th style="width:20%; text-align: left;">Type of substances</th> <th style="width:15%; text-align: center;">Usual method of taking</th> <th style="width:15%; text-align: center;">Usual expenditure for each taking (HK\$)</th> <th style="width:15%; text-align: center;">Frequency of taking (* Please circle as appropriate)</th> <th style="width:15%; text-align: center;">Age of first abuse</th> </tr> </thead> <tbody> <tr> <td>1 _____</td> <td style="text-align: center;"><input type="text"/></td> <td style="text-align: center;"><input type="text"/></td> <td style="text-align: center;"><input type="text"/> times per day/week/month*</td> <td style="text-align: center;"><input type="text"/></td> </tr> <tr> <td>2 _____</td> <td style="text-align: center;"><input type="text"/></td> <td style="text-align: center;"><input type="text"/></td> <td style="text-align: center;"><input type="text"/> times per day/week/month*</td> <td style="text-align: center;"><input type="text"/></td> </tr> <tr> <td>3 _____</td> <td style="text-align: center;"><input type="text"/></td> <td style="text-align: center;"><input type="text"/></td> <td style="text-align: center;"><input type="text"/> times per day/week/month*</td> <td style="text-align: center;"><input type="text"/></td> </tr> <tr> <td>4 _____</td> <td style="text-align: center;"><input type="text"/></td> <td style="text-align: center;"><input type="text"/></td> <td style="text-align: center;"><input type="text"/> times per day/week/month*</td> <td style="text-align: center;"><input type="text"/></td> </tr> </tbody> </table>		Type of substances	Usual method of taking	Usual expenditure for each taking (HK\$)	Frequency of taking (* Please circle as appropriate)	Age of first abuse	1 _____	<input type="text"/>	<input type="text"/>	<input type="text"/> times per day/week/month*	<input type="text"/>	2 _____	<input type="text"/>	<input type="text"/>	<input type="text"/> times per day/week/month*	<input type="text"/>	3 _____	<input type="text"/>	<input type="text"/>	<input type="text"/> times per day/week/month*	<input type="text"/>	4 _____	<input type="text"/>	<input type="text"/>	<input type="text"/> times per day/week/month*	<input type="text"/>	<p>17. Place of abusing drugs in the last four weeks (one or more answers)</p> <table style="width:100%;"> <tr> <td style="width:33%;">11 Hong Kong SAR</td> <td style="width:33%;">21 Asian countries (please specify)</td> <td style="width:33%;"></td> </tr> <tr> <td>12 Macau SAR</td> <td>_____</td> <td></td> </tr> <tr> <td>13 Mainland of China - Shenzhen</td> <td>31 Other countries (please specify)</td> <td></td> </tr> <tr> <td>14 Mainland of China - Guangdong Province (other than Shenzhen)</td> <td>99 Unknown</td> <td></td> </tr> <tr> <td>15 Mainland of China - other province</td> <td></td> <td></td> </tr> </table>	11 Hong Kong SAR	21 Asian countries (please specify)		12 Macau SAR	_____		13 Mainland of China - Shenzhen	31 Other countries (please specify)		14 Mainland of China - Guangdong Province (other than Shenzhen)	99 Unknown		15 Mainland of China - other province		
Type of substances	Usual method of taking	Usual expenditure for each taking (HK\$)	Frequency of taking (* Please circle as appropriate)	Age of first abuse																																						
1 _____	<input type="text"/>	<input type="text"/>	<input type="text"/> times per day/week/month*	<input type="text"/>																																						
2 _____	<input type="text"/>	<input type="text"/>	<input type="text"/> times per day/week/month*	<input type="text"/>																																						
3 _____	<input type="text"/>	<input type="text"/>	<input type="text"/> times per day/week/month*	<input type="text"/>																																						
4 _____	<input type="text"/>	<input type="text"/>	<input type="text"/> times per day/week/month*	<input type="text"/>																																						
11 Hong Kong SAR	21 Asian countries (please specify)																																									
12 Macau SAR	_____																																									
13 Mainland of China - Shenzhen	31 Other countries (please specify)																																									
14 Mainland of China - Guangdong Province (other than Shenzhen)	99 Unknown																																									
15 Mainland of China - other province																																										
<p>19. Reason(s) for current drug use (one or more answers)</p> <table style="width:100%;"> <tr> <td style="width:33%;">1 Curiosity</td> <td style="width:33%;">4 For self-medication</td> <td style="width:33%;">7 Under influence of the partner</td> <td style="width:33%;">9 Unknown</td> </tr> <tr> <td>2 Peer influence/To identify with peers</td> <td>5 Avoid discomfort of its absence</td> <td>8 Other reason (please specify)</td> <td></td> </tr> <tr> <td>3 Relief of boredom/depression/stress</td> <td>6 To seek euphoria or sensory satisfaction</td> <td>_____</td> <td></td> </tr> </table>		1 Curiosity	4 For self-medication	7 Under influence of the partner	9 Unknown	2 Peer influence/To identify with peers	5 Avoid discomfort of its absence	8 Other reason (please specify)		3 Relief of boredom/depression/stress	6 To seek euphoria or sensory satisfaction	_____		<p>18. Locality of abusing drugs in the last four weeks (one or more answers)</p> <table style="width:100%;"> <tr> <td style="width:33%;">11 Home</td> <td style="width:33%;">16 Apartment/Bungalow/Rental area</td> <td style="width:33%;"></td> </tr> <tr> <td>12 Friend's home</td> <td>17 Disco/Karaoke</td> <td></td> </tr> <tr> <td>13 School/Hostel</td> <td>18 Night club/Internet Café</td> <td></td> </tr> <tr> <td>14 Party gathering in club house/building/hotel/bar</td> <td>19 Electronic game centre</td> <td></td> </tr> <tr> <td>15 Non-party gathering in club house/building/hotel/bar</td> <td>20 Cinema/Theatre</td> <td></td> </tr> <tr> <td></td> <td>21 Recreation area/Public garden/Public toilet</td> <td></td> </tr> <tr> <td></td> <td>22 Others (please specify)</td> <td>_____</td> </tr> </table>	11 Home	16 Apartment/Bungalow/Rental area		12 Friend's home	17 Disco/Karaoke		13 School/Hostel	18 Night club/Internet Café		14 Party gathering in club house/building/hotel/bar	19 Electronic game centre		15 Non-party gathering in club house/building/hotel/bar	20 Cinema/Theatre			21 Recreation area/Public garden/Public toilet			22 Others (please specify)	_____							
1 Curiosity	4 For self-medication	7 Under influence of the partner	9 Unknown																																							
2 Peer influence/To identify with peers	5 Avoid discomfort of its absence	8 Other reason (please specify)																																								
3 Relief of boredom/depression/stress	6 To seek euphoria or sensory satisfaction	_____																																								
11 Home	16 Apartment/Bungalow/Rental area																																									
12 Friend's home	17 Disco/Karaoke																																									
13 School/Hostel	18 Night club/Internet Café																																									
14 Party gathering in club house/building/hotel/bar	19 Electronic game centre																																									
15 Non-party gathering in club house/building/hotel/bar	20 Cinema/Theatre																																									
	21 Recreation area/Public garden/Public toilet																																									
	22 Others (please specify)	_____																																								
<p>Additional information:</p> <p>Case reference number : _____ Reported by: _____ Contact telephone: _____</p>		<p style="text-align: center;">Leave blank</p> <div style="border: 1px solid black; width: 100%; height: 30px; margin: 5px;"></div> <p style="text-align: center;">Register No.</p>																																								



藥物濫用資料中央檔案室 第六十八號報告書

Central Registry of Drug Abuse Sixty-eighth Report

有關本刊物的查詢，請聯絡：

政府總部保安局統計組
藥物濫用資料中央檔案室

地址：中國香港金鐘道 66 號金鐘道政府合署高座 30 樓

電話：(852) 2867 1071

圖文傳真：(852) 2537 2575

電子郵址：sb_stat@sb.gov.hk

Enquiries about this publication can be directed to :

**The Central Registry of Drug Abuse, Statistics Unit,
Security Bureau, Government Secretariat**

Address : 30/F, High Block, Queensway Government Offices,
66 Queensway, Hong Kong, China.

Tel. No. : (852) 2867 1071

Fax. No. : (852) 2537 2575

Email : sb_stat@sb.gov.hk

