

2 2010 至 2019 年吸毒趨勢 Drug Abuse Trends for 2010 - 2019

整體吸毒趨勢

(表 1a 及圖 2.1)

2.1 檔案室錄得被呈報吸毒者的總人數由 2010 年的 12 538 人，降至 2019 年的 5 614 人。2019 年的人數較 2018 年的 6 752 人下跌 17%。

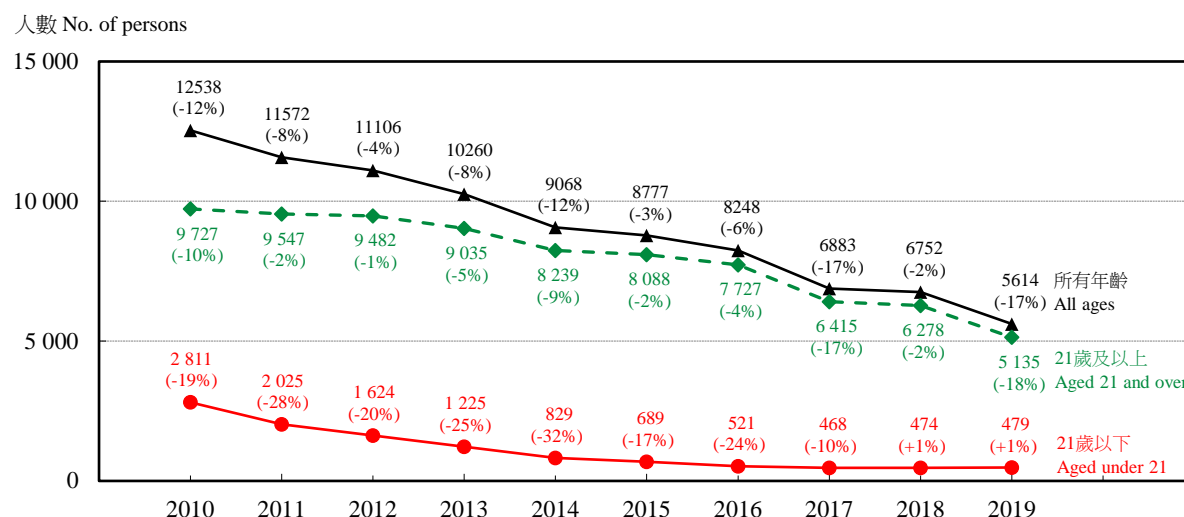
Overall Drug Abuse Trend

(Table 1a and Chart 2.1)

2.1 The total number of drug abusers reported to the CRDA went down from 12 538 in 2010 to 5 614 in 2019, which was 17% lower than 6 752 in 2018.

圖 2.1 按年齡組別劃分的被呈報吸毒者

Chart 2.1 Reported drug abusers by age group



註釋：括號內的數字是指與前一年比較的變動百分比。

Note: Figures in brackets indicate the percentage change over the preceding year.

吸食麻醉鎮痛劑／危害精神毒品趨勢 (表 1d 及圖 2.2)

2.2 以往，麻醉鎮痛劑(主要是海洛英)是香港最多人吸食的毒品。不過，近年來吸食麻醉鎮痛劑的人數呈現持續下降趨勢，由 2010 年的 6 211 人降至 2019 年的 2 874 人，減幅為 54%；而被呈報吸食危害精神毒品的人數亦

Narcotics Analgesics / Psychotropic Substances Abuse Trends

(Table 1d and Chart 2.2)

2.2 In the past, narcotics analgesics (mainly heroin) were the most common drugs abused in Hong Kong. However, there was a continuous trend of decline in the abuse of narcotics analgesics in recent years, with the number of abusers having dropped by 54%

由 2010 年的 7 670 人下降至 2019 年的 3 471 人，減幅為 55%。

2.3 2010 年至 2019 年間，被呈報吸食危害精神毒品的人數均超越吸食麻醉鎮痛劑的人數。在 2019 年，吸食危害精神毒品的人數比吸食麻醉鎮痛劑的人數多 597 人（或 21%）。吸食危害精神毒品者佔所有被呈報吸毒者的百分比在 2010 年至 2019 年間維持在 60% 左右。

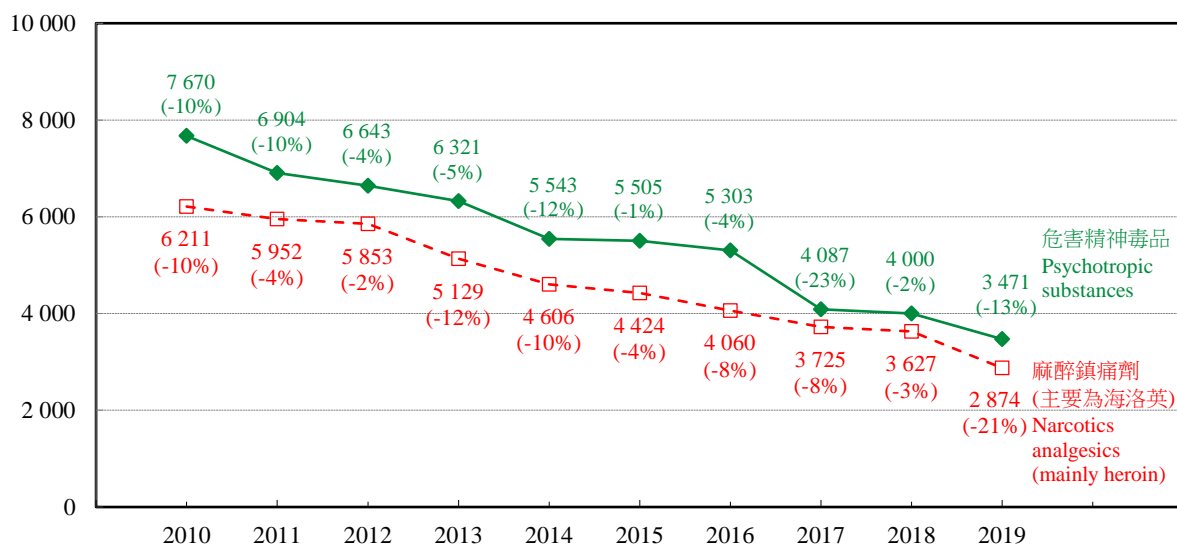
from 6 211 in 2010 to 2 874 in 2019. The number of reported abusers taking psychotropic substances also dropped by 55% from 7 670 in 2010 to 3 471 in 2019.

2.3 During 2010 to 2019, there were more reported psychotropic substance abusers than abusers of narcotics analgesics. Reported abusers taking psychotropic substances were 597 (or 21%) more than those taking narcotics analgesics in 2019. Among all reported drug abusers, the proportion of abusers taking psychotropic substances stayed at around 60% during 2010 to 2019.

圖 2.2 被呈報吸食危害精神毒品及麻醉鎮痛劑者

Chart 2.2 Reported abusers of psychotropic substances and narcotics analgesics

人數 No. of persons



註釋：個別吸毒者在某年內可同時吸食麻醉鎮痛劑及危害精神毒品。

括號內的數字是指與前一年比較的變動百分比。

Notes: An individual abuser may take both narcotics analgesics and psychotropic substances during a given year.

Figures in brackets indicate the percentage change over the preceding year.

青少年吸毒趨勢

(表 1a、1h 及圖 2.3-2.4)

2.4 21 歲以下青少年吸毒者，由 2010 年的 2 811 人下跌 83% 至 2019 年的 479 人。

2.5 整體被呈報吸毒人口趨向老化。21 歲以下吸毒者佔總吸毒人數的比重，由 2010 年的 22% 下跌至 2019 年的 9%。尤其是年齡在 12 至 15 歲間的青少年吸毒者，其人數及比重由 2010 年的 491 人及 4%，下跌至 2019 年的 72 人及 1%。

Youth Drug Abuse Trend

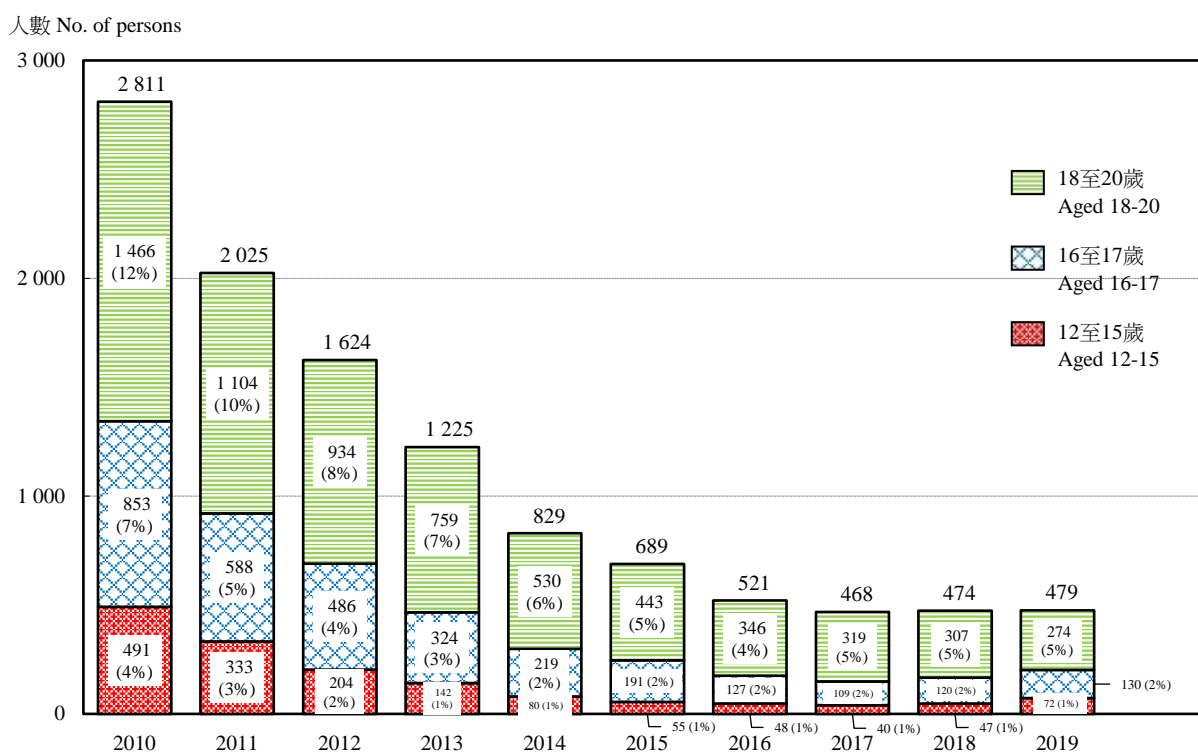
(Table 1a, 1h and Chart 2.3-2.4)

2.4 The number of young drug abusers aged under 21 decreased by 83% from 2 811 in 2010 to 479 in 2019.

2.5 The overall reported drug abusing population was becoming older, with the proportion of those aged under 21 as against the total dropping from 22% in 2010 to 9% in 2019. In particular, both the number and proportion of those aged 12-15 had decreased from 491 and 4% in 2010 to 72 and 1% in 2019.

圖 2.3 21 歲以下被呈報吸毒青少年按指定年齡組別分布

Chart 2.3 Reported young drug abusers aged under 21 by selected age groups



註釋：括號內的數字是指佔所有被呈報吸毒者的百分比。

12 歲以下的吸毒者所佔的百分比少於 0.5%。

Notes: Figures in brackets refer to the percentage shares among all reported drug abusers.

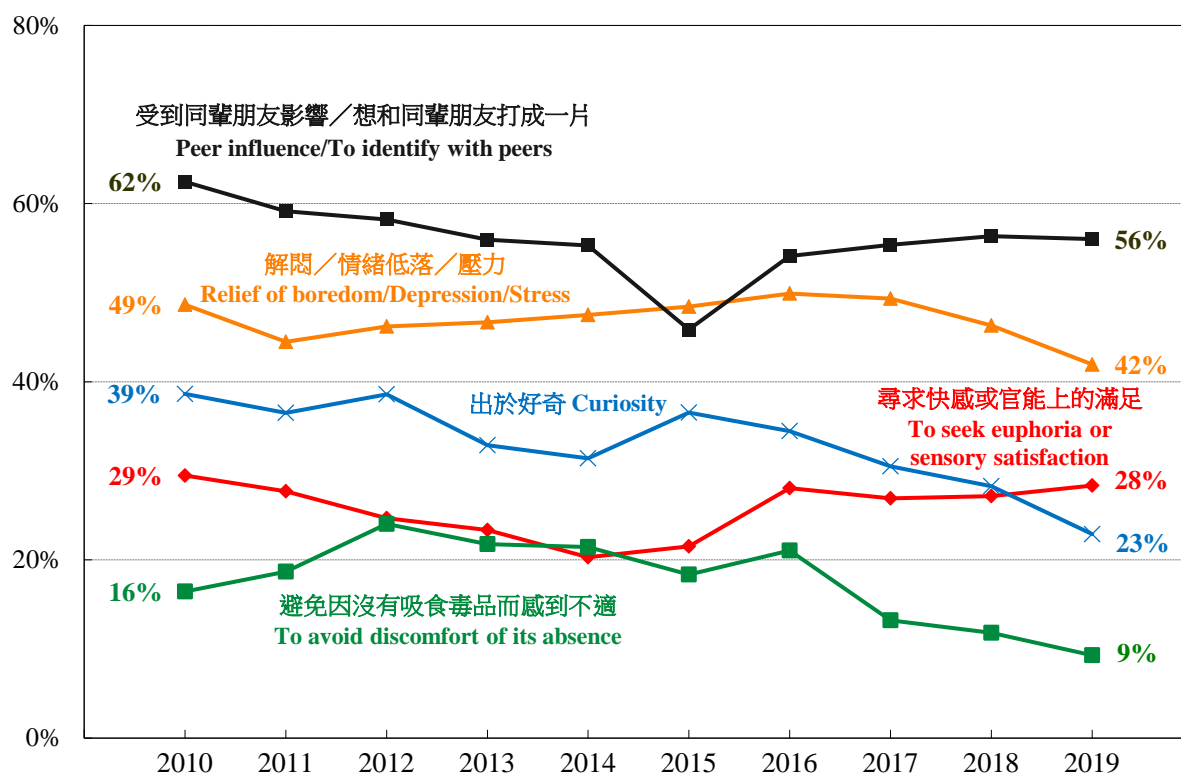
Percentages for those drug abusers aged under 12 are less than 0.5%.

2.6 在被呈報的 21 歲以下青少年吸毒者當中，除 2015 年外，2010 年至 2019 年間最常見的吸食毒品原因是「受到同輩朋友影響／想和同輩朋友打成一片」，其間比重都維持在五至六成半。而以「解悶／情緒低落／壓力」作為他們現時吸毒原因的比重則在 2010 年至 2019 年間維持在 40% 至 50% 之間。

2.6 Among the young drug abusers aged under 21, other than 2015, the most common reason for drug abuse during 2010 to 2019 was “peer influence/to identify with peers”, constituting around 50% to 65% of the responses. For those citing “relief of boredom/depression/stress” as a reason for their current drug use, the proportion maintained at between 40% and 50% during 2010 to 2019.

圖 2.4 21 歲以下被呈報吸毒青少年現時吸食毒品原因

Chart 2.4 Reasons for current drug use of reported young drug abusers aged under 21



註釋：數字不包括現時吸毒原因不詳的人士。

個別吸毒者在某年內報稱的原因可超過一個。

Notes: Figures exclude persons with unknown reason for current drug abuse.

More than one reason may be reported for an individual drug abuser in a given year.

吸食危害精神毒品

(圖 2.5)

2.7 甲基安非他明、三唑侖／咪達唑侖／佐匹克隆、可卡因、大麻及氯胺酮是近年較常被吸食的危險精神毒品。在 2010 年至 2014 年間，氯胺酮為最常被吸食的危險精神毒品。自 2015 年起，甲基安非他明超越氯胺酮，成為最常被吸食的危險精神毒品。在 2019 年，三唑侖／咪達唑侖／佐匹克隆及可卡因分別排行第二位及第三位。

Psychotropic Substances Abused

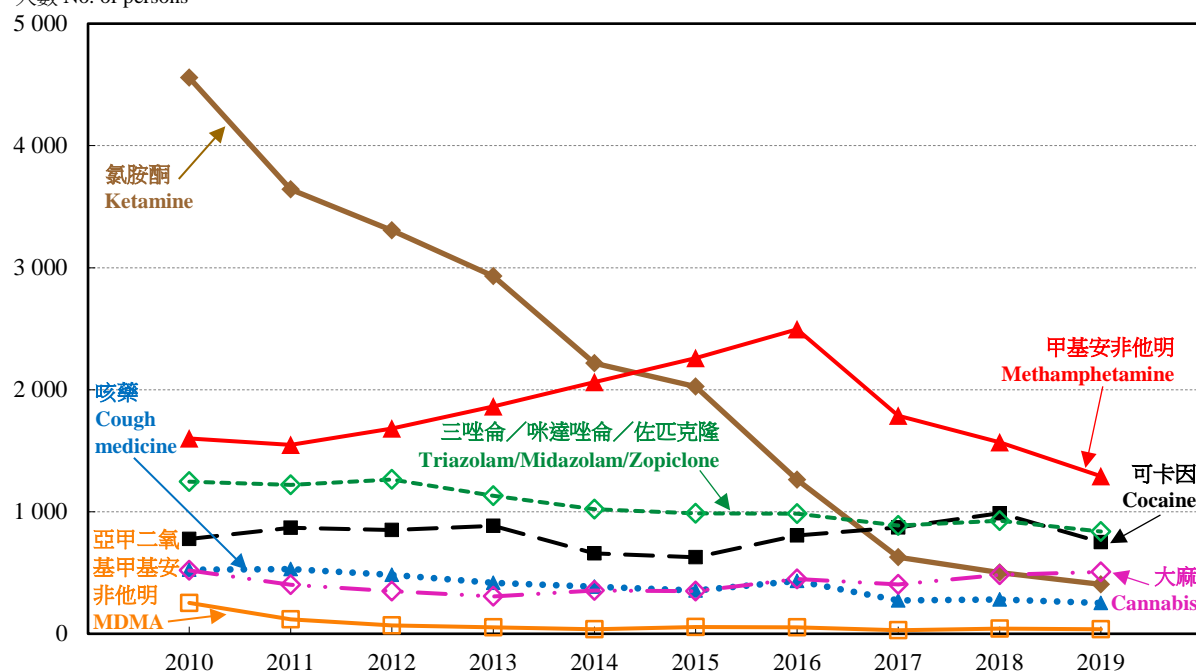
(Chart 2.5)

2.7 Among psychotropic substances, methamphetamine, triazolam/midazolam/zopiclone, cocaine, cannabis and ketamine were more commonly abused in recent years. Ketamine was the most commonly abused psychotropic substance during 2010 to 2014. Methamphetamine surpassed ketamine to become the most popular psychotropic substance abused since 2015. Triazolam/midazolam/zopiclone and cocaine came second and third respectively in 2019.

圖 2.5 被呈報吸食各種主要危害精神毒品者

Chart 2.5 Reported drug abusers of major types of psychotropic substances

人數 No. of persons



註釋：個別吸毒者在某年內可被呈報多於一種毒品。

Note: More than one type of drugs may be reported for an individual drug abuser in a given year.

首次／曾被呈報吸毒者的吸毒趨勢
(表 1b)

2.8 首次被呈報的吸毒人數由 2010 年的 3 811 人下跌 59% 至 2019 年的 1 544 人。他們的平均年齡由 2010 年的 24 歲上升至 2019 年的 30 歲。他們在整體人數中所佔的百分比在 2010 年至 2019 年間維持在兩成至三成。

2.9 曾被呈報吸毒人士數目從 2010 年的 8 727 人下跌 53% 至 2019 年的 4 070 人。他們的平均年齡介乎 38 至 45 歲，一般較首次被呈報者的平均年齡(介乎 24 至 31 歲)年長。

男性／女性吸毒的趨勢
(表 1a)

2.10 被呈報男性吸毒者人數一貫較女性吸毒者為多，女性吸毒者所佔的比重在 2010 至 2019 年間一直維持在 18% 至 21%。被呈報男性吸毒者從 2010 年的 10 008 人持續下跌至 2019 年 4 493 人，較 2018 年減少 17%。而被呈報女性吸毒者人數，除 2015 年及 2018 年分別上升 9% 及 2% 外，亦由 2010 年的 2 530 人持續下跌至 2019 年的 1 121 人。

Drug Abuse Trends for Newly/Previously Reported Drug Abusers (Table 1b)

2.8 The number of newly reported drug abusers decreased by 59% from 3 811 in 2010 to 1 544 in 2019. Their average age was 24 years in 2010 and increased to 30 years in 2019. The proportion of newly reported drug abusers among all abusers ranged around 20% to 30% during 2010 to 2019.

2.9 The number of previously reported drug abusers decreased by 53% from 8 727 in 2010 to 4 070 in 2019. These abusers were generally older than the newly reported abusers, with an average age between 38 and 45 years, compared with an average age between 24 and 31 years for newly reported abusers.

Male/Female Drug Abuse Trends
(Table 1a)

2.10 There were more male drug abusers than female drug abusers in general. The proportion of female drug abusers stayed at 18% to 21% of the total number of drug abusers from 2010 to 2019. The number of reported male drug abusers decreased continuously from 10 008 in 2010 to 4 493 in 2019, which was 17% lower than that in 2018. The number of reported female drug abusers dropped continuously from 2 530 in 2010 to 1 121 in 2019, except for rebounds in 2015 (by 9%) and 2018 (by 2%).

2.11 被呈報男性吸毒者的平均年齡有上升趨勢，從 2010 年的 35 歲上升至 2019 年的 42 歲。被呈報的女性吸毒者一般較男性年輕。被呈報女性吸毒者的平均年齡亦有上升趨勢，從 2010 年的 27 歲上升至 2019 年的 36 歲。

被呈報吸毒者的經濟活動身分 (表 1j 及圖 2.6)

2.12 被呈報吸毒者中，失業人士所佔比重在 2010 年至 2019 年間均在 45% 左右，受僱人士所佔比重在同時期亦圍繞 45%。學生所佔百分比由 2010 年的 6% 下跌至 2016 年的 1%，隨後於 2019 年則上升至 3%。學生佔 21 歲以下被呈報吸毒者的百分比，由 2010 年的 24% 下跌至 2015 年的 15%，隨後於 2019 年上升至 26%。

2.11 There was a rising trend in the average age of reported male drug abusers. It rose from 35 years in 2010 to 42 years in 2019. Reported female drug abusers were generally younger than male drug abusers. There was also a rising trend in the average age of reported female drug abusers, from 27 years in 2010 to 36 years in 2019.

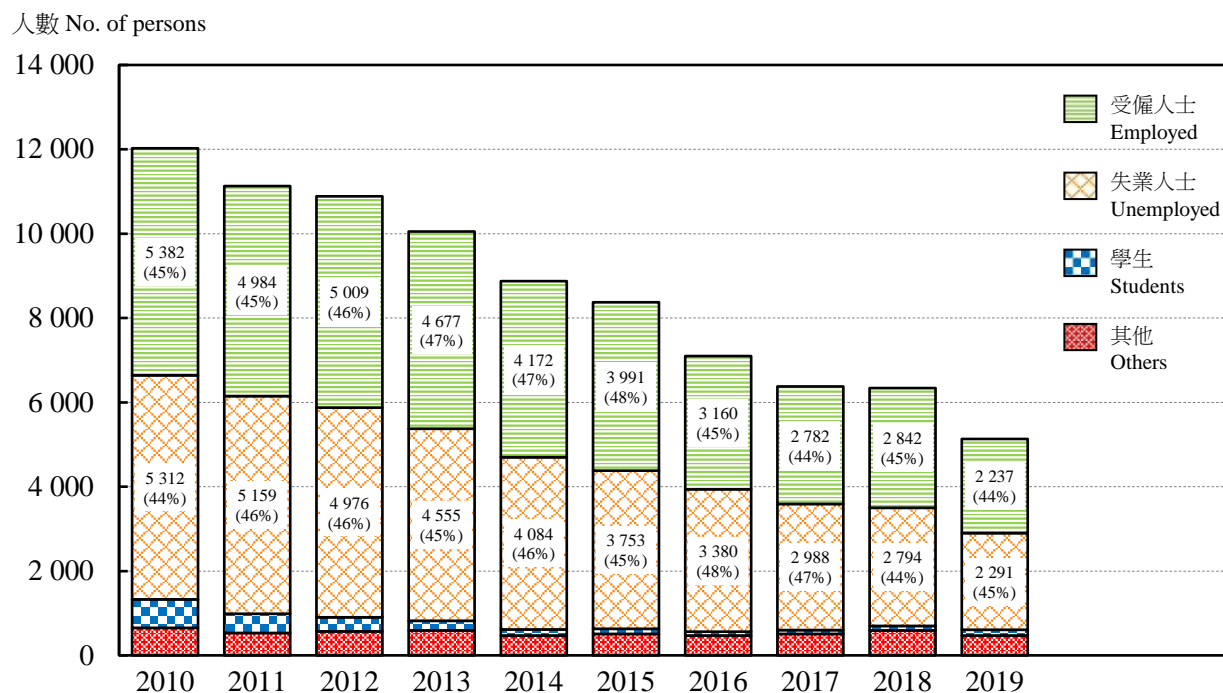
Reported Drug Abusers by Economic Activity Status

(Table 1j and Chart 2.6)

2.12 The proportion of reported drug abusers who were unemployed stayed at around 45% from 2010 to 2019. The proportion of reported drug abusers who were employed also remained at around 45% during the period. The proportion of reported student drug abusers decreased from 6% in 2010 to 1% in 2016, before rising to 3% in 2019. The proportion of reported student drug abusers aged under 21 decreased from 24% in 2010 to 15% in 2015, before rising to 26% in 2019.

圖 2.6 被呈報吸毒者按經濟活動身分分布

Chart 2.6 Reported drug abusers by economic activity status



註釋： 括號內的數字是指佔所有被呈報吸毒者的百分比。

Note: Figures in brackets refer to the percentage shares among all reported drug abusers.

吸食超過一種毒品

(表 1c)

2.13 吸毒者吸食超過一種毒品已成為一個普遍的現象。

2.14 被呈報吸食多種毒品人士⁽¹⁾的比重在 2010 至 2019 年間一直維持在 22% 至 25%。他們大部分吸食兩種毒品。

註釋： (1) 被呈報吸食多種毒品人士是指在某指定年份內被呈報吸食超過一種毒品的人士，不論有關毒品是否在同一時間混合吸食。

Abuse of More Than One Type of Drugs

(Table 1c)

2.13 Taking more than one type of drugs has become a common phenomenon among drug abusers.

2.14 The proportion of reported multiple drug abusers⁽¹⁾ stayed at 22% to 25% from 2010 to 2019. The majority of them abused two types of drugs.

Note: (1) A reported multiple drug abuser is defined to be a person who is reported to have taken more than one type of drugs in a given year, irrespective of whether the drugs were taken concurrently on one occasion or not.

毒齡⁽²⁾ (圖 2.7)

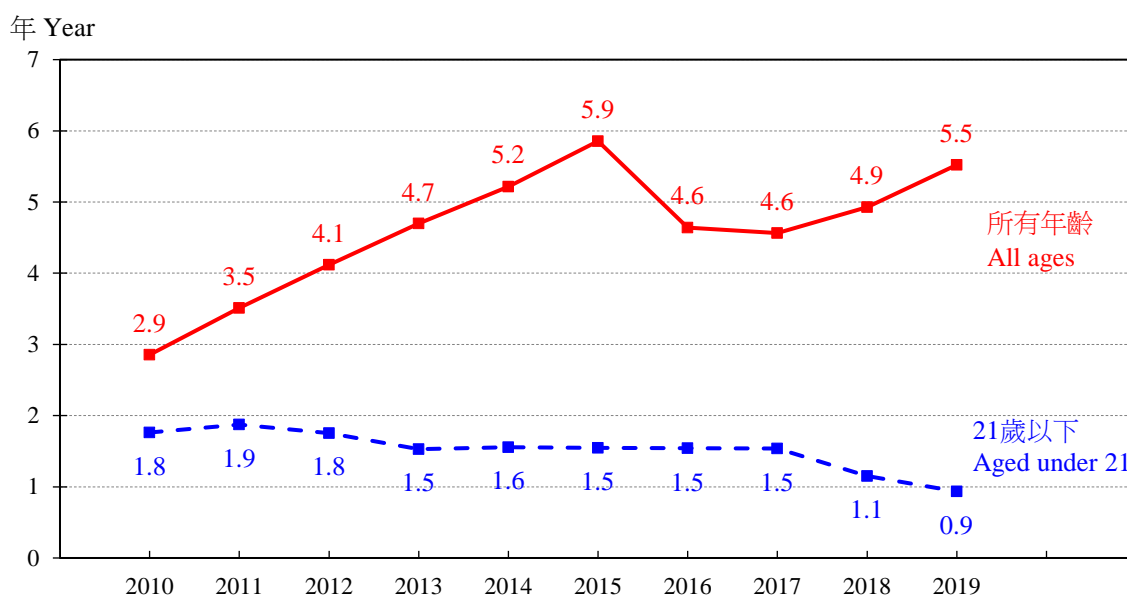
2.15 首次被呈報吸毒者的毒齡（即由初次吸毒至被檔案室呈報機構呈報的時間）的中位數由 2010 年的 2.9 年持續上升至 2015 年的 5.9 年，之後回落至 2016 年及 2017 年的 4.6 年，但其後回升至 2019 年的 5.5 年。另一方面，首次被呈報而年齡在 21 歲以下的吸毒者的毒齡中位數，則從 2011 年的高峰（即 1.9 年）下降至 2019 年的 0.9 年。

Drug History⁽²⁾ (Chart 2.7)

2.15 The median drug abuse history of newly reported abusers (i.e. the time for abusers to be reported to the CRDA by reporting agencies from their first drug abuse) increased continuously from 2.9 years in 2010 to 5.9 years in 2015, then dropped to 4.6 years in 2016 and 2017, but rose again to 5.5 years in 2019. On the other hand, for those newly reported abusers aged under 21, the median drug history dropped to 0.9 year in 2019 after reaching the peak of 1.9 years in 2011.

圖 2.7 按年齡組別劃分的首次被呈報吸毒者的毒齡中位數

Chart 2.7 Median drug history of newly reported drug abusers by age group



註釋：(2) 被呈報吸毒者的「毒齡」是指吸毒者初次吸毒與被呈報機構呈報至檔案室之間的時間。須注意，檔案室並沒有吸毒者中途有否暫停吸毒的資料，因此「毒齡」並不一定等於吸毒者過去吸毒的總時間。即便如此，首次被呈報吸毒者的毒齡中位數，量度了吸毒者初次吸毒至初次接觸呈報機構的時間，仍是反映隱蔽吸毒情況的有用指標。

Note: (2) The “drug history” of a reported drug abuser is defined as the period of time between the abuser being reported to CRDA by reporting agency and the first time he or she abused drugs. It should be noted that the CRDA does not have information on any intermittent breaks of drug abuse by the reported drug abuser. Therefore, “drug history” does not necessarily refer to the total time of drug abuse of a reported drug abuser. Despite the limitation, the median drug history of newly reported drug abusers is a useful indicator to reflect the situation of hidden drug abuse by measuring the time between a reported drug abuser first abusing drugs and when he or she first came into contact with a reporting agency.

被呈報吸食毒品人士的資料來源 (表 1q 及 1r)

2.16 在 2010 年至 2019 年間，21 歲及以上成年吸毒者資料的主要來源為美沙酮診所、戒毒治療和康復服務中心／濫用精神藥物者輔導中心／戒毒輔導服務中心及執法機構，在 2019 年分別佔 45%、38% 及 24%。

2.17 在 2010 年至 2019 年間，青少年外展隊、戒毒治療和康復服務中心／濫用精神藥物者輔導中心／戒毒輔導服務中心及執法機構是最主要提供 21 歲以下青少年吸毒者的資料來源。在 2019 年分別佔青少年吸毒者的 53%、27% 及 19%。

2.18 按來源分析首次被呈報吸毒者的毒齡中位數，於 2010 年至 2019 年間，由執法機構及青少年外展隊呈報的毒齡中位數較短；而近年由濫用精神藥物者輔導中心／戒毒輔導服務中心呈報的毒齡中位數最長。

Sources of Reported Drug Abusers (Table 1q and 1r)

2.16 For adult drug abusers aged 21 and over, methadone clinics, drug treatment and rehabilitation centres/counselling centres for psychotropic substance abusers/centres for drug counselling and law enforcement agencies were the major sources of reporting during 2010 to 2019. They contributed to 45%, 38% and 24% of such abusers respectively in 2019.

2.17 As for young drug abusers aged under 21, youth outreaching teams, drug treatment and rehabilitation centres/counselling centres for psychotropic substance abusers/centres for drug counselling and law enforcement agencies were the major sources of reporting during 2010 to 2019. They contributed to 53%, 27% and 19% of young abusers respectively in 2019.

2.18 The median drug history of newly reported drug abusers reported by law enforcement agencies and youth outreaching teams was short during 2010 to 2019 whereas those reported by counselling centres for psychotropic substance abusers/centres for drug counselling was the longest in recent years.