

5 2021 年各主要類別被呈報吸毒者的特徵 Characteristics of Major Categories of Reported Drug Abusers in 2021

5.1 吸毒者吸食超過一種毒品甚為普遍。

被呈報吸食多種毒品人士⁽³⁾
(表 1c 及圖 5.1)

5.2 在 2021 年的所有被呈報吸毒者中，有 1 162 人或 20% 吸食超過一種毒品。

5.3 在 2021 年，17% 的吸毒者吸食兩種毒品，而海洛英及三唑侖／咪達唑侖／佐匹克隆是最常被吸食的毒品組合。另有 2% 的吸毒者吸食三種毒品，只有少於 1% 的吸毒者吸食超過三種毒品。

5.1 It is common for drug abusers to abuse more than one type of drugs.

Reported Multiple Drug Abusers⁽³⁾
(Table 1c and Chart 5.1)

5.2 Of all reported drug abusers, 1 162 or 20% took more than one type of drugs in 2021.

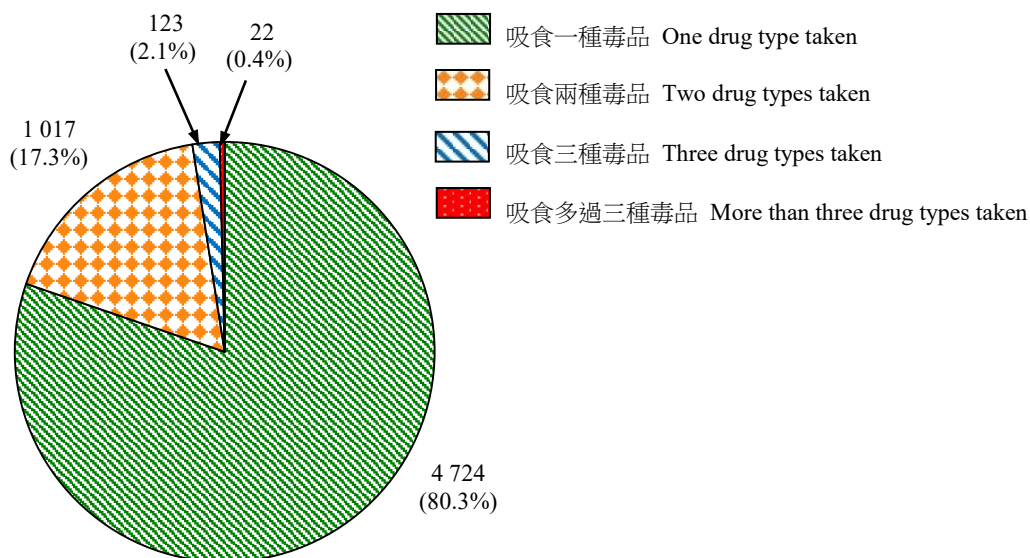
5.3 17% of the reported drug abusers took two types of drugs in 2021. The most common combination of the two types of drugs taken was heroin and triazolam/midazolam/zopiclone. Another 2% of reported drug abusers took three types of drugs, while less than 1% took more than three types of drugs.

註釋： (3) 被呈報吸食多種毒品人士是指在某指定年份內被呈報吸食超過一種毒品的人士，不論有關毒品是否在同一時間混合吸食。

Note: (3) A reported multiple drug abuser is defined to be a person who is reported to have taken more than one type of drugs in a given year, irrespective of whether the drugs were taken concurrently on one occasion or not.

圖 5.1 按吸食毒品種類數目及主要吸食毒品組合劃分的 2021 年被呈報吸毒者
 Chart 5.1 Reported drug abusers in 2021 by number and major combination of drug types taken

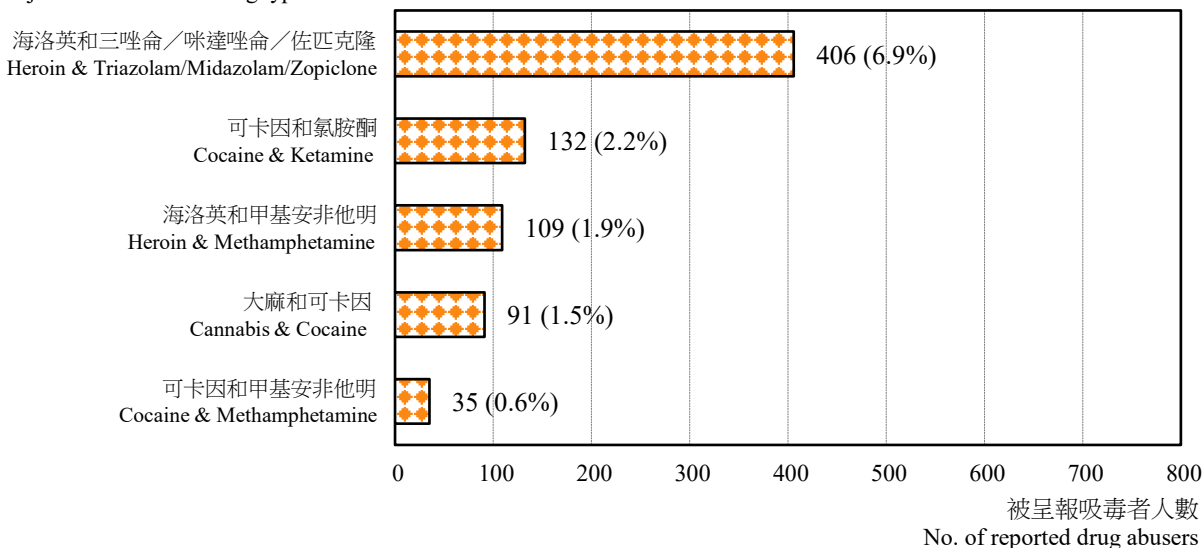
(a) 吸食毒品種類數目 Number of drug types taken



(b) 吸食兩種毒品 Two drug types taken

主要吸食毒品組合

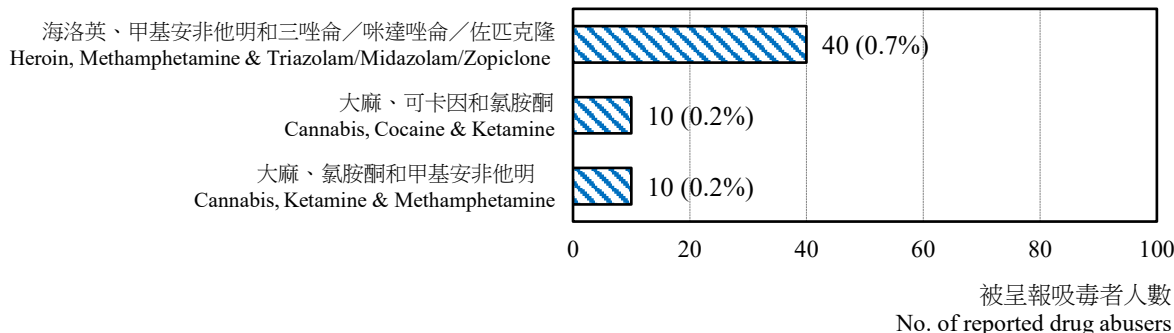
Major combination of drug types taken



(c) 吸食三種毒品 Three drug types taken

主要吸食毒品組合

Major combination of drug types taken



註釋：括弧內的數字顯示佔所有被呈報吸毒者的百分比。

Note: Figures in brackets refer to the percentage of all reported drug abusers.

被呈報吸食海洛英人士與被呈報吸食危害精神毒品人士的比較

Comparison of Reported Heroin Abusers with Reported Psychotropic Substance Abusers

5.4 以下各段就被呈報吸食海洛英人士與被呈報吸食危害精神毒品人士的特徵作比較，並載列有關各主要被呈報吸食危害精神毒品人士類別（即吸食甲基安非他明、可卡因、大麻、三唑侖／咪達唑侖／佐匹克隆、氯胺酮及咳藥的人士）主要特徵的分項數字。

5.4 In the ensuing paragraphs, a comparison of the characteristics of reported heroin abusers and reported psychotropic substance abusers is presented. Separate figures on the salient characteristics of the major categories of reported psychotropic substance abusers, viz. abusers of methamphetamine, cocaine, cannabis, triazolam/midazolam/zopiclone, ketamine and cough medicine abusers are also included.

年齡和性別 (表 3a、4a 及圖 5.2)

Age and Sex (Table 3a, 4a and Chart 5.2)

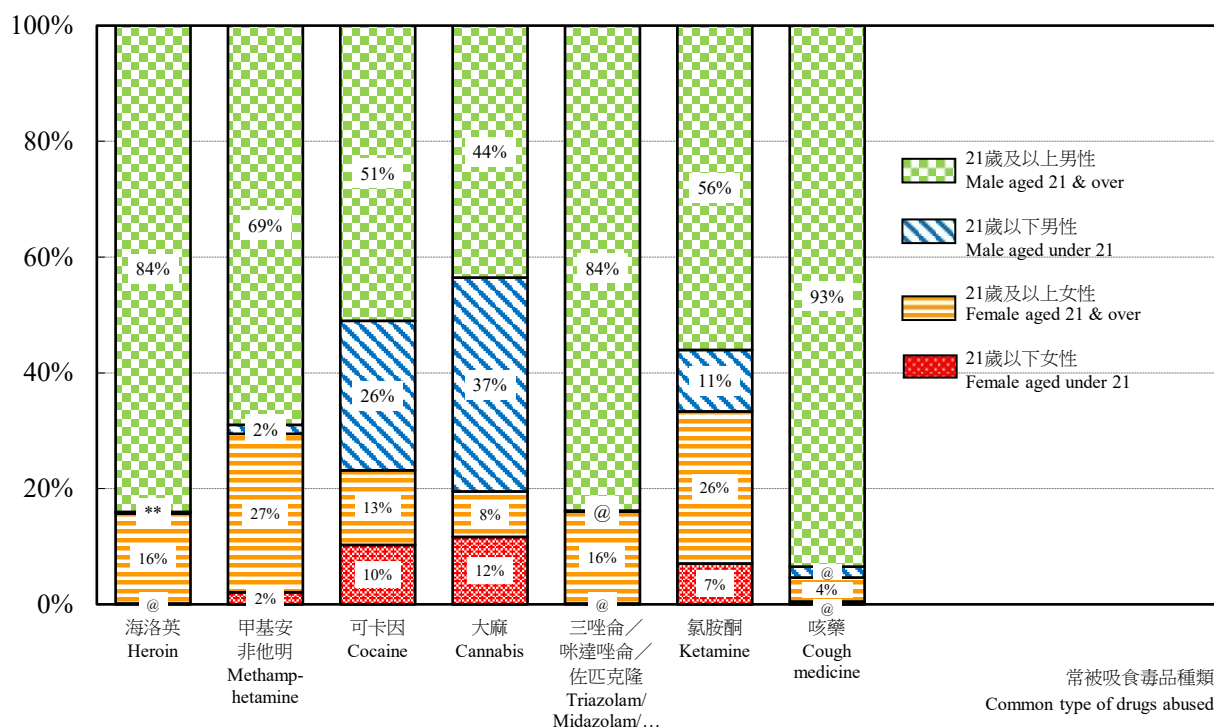
5.5 在 2021 年，共有 2 388 名被呈報吸食海洛英人士，平均年齡為 51 歲，當中大部分（84%）是男性。而 4 099 名被呈報吸食危害精神毒品人士的平均年齡為 33 歲，遠較被呈報吸食海洛英者年輕，當中 76% 是男性。

5.5 In 2021, there were 2 388 reported heroin abusers at an average age of 51 years. The majority (84%) of them were males. The 4 099 reported psychotropic substance abusers were much younger than the reported heroin abusers, at an average age of 33 years.

相對來說，女性在被呈報吸食危害精神毒品者中所佔的比例（24%或965人），較在被呈報吸食海洛英者所佔的比例（16%或375人）為高。

76% of them were males. Relatively, there were more reported female psychotropic substance abusers by proportion (24% or 965) than reported female heroin abusers (16% or 375).

圖 5.2 按常被吸食毒品種類劃分的 2021 年被呈報吸毒者的年齡組別／性別分布
Chart 5.2 Age/sex distribution of reported drug abusers in 2021 by common type of drugs abused



註釋： ** 少於 0.5%。

Note : ** Less than 0.5%.

5.6 在六大類被呈報吸食危害精神毒品者中，女性佔被呈報吸食氯胺酮、甲基安非他明和可卡因人士的百分比比較高，分別為 33%、29%和 23%。在被呈報吸食大麻、三唑侖／咪達唑侖／佐匹克隆和咳藥人士當中，女性的相應百分比則分別為 20%、16%和 5%。

5.6 Among the six major categories of reported psychotropic substance abusers, the proportions of females were relatively higher among the reported ketamine, methamphetamine and cocaine abusers, being 33%, 29% and 23% respectively. The corresponding proportions of female abusers of cannabis, triazolam/midazolam/zopiclone, and cough medicine were 20%, 16% and 5% respectively.

5.7 在被呈報吸食各類危害精神毒品人士年齡方面，吸食三唑侖／咪達唑侖／佐匹克隆者的平均年齡為 47 歲，遠較其他五大類危害精神毒品人士年長。吸食咳藥、甲基安非他明、氯胺酮、可卡因及大麻人士的平均年齡分別是 39 歲、38 歲、30 歲、26 歲及 23 歲。

首次吸毒年齡 (表 3c)

5.8 在 2021 年，吸食海洛英者首次吸食該藥物的平均年齡為 19 歲。在六大類被呈報吸食危害精神毒品者中，首次濫用相關藥物的平均年齡以吸食三唑侖／咪達唑侖／佐匹克隆者最高，為 28 歲，而吸食氯胺酮者則最低，只有 18 歲。

5.7 In respect of the age of various categories of psychotropic substance abusers, triazolam/midazolam/zopiclone abusers, at an average age of 47 years, were much older than abusers of the other five major categories of psychotropic substance. The average ages of cough medicine, methamphetamine, ketamine, cocaine and cannabis abusers were 39, 38, 30, 26 and 23 years respectively.

Age of First Abuse (Table 3c)

5.8 The average age of first abuse of heroin for heroin abusers was 19 years in 2021. Among the six major categories of reported psychotropic substance abusers, the average age of first abusing the drug for triazolam/midazolam/zopiclone abusers was the highest, at 28 years; while that for ketamine abusers was the lowest, at 18 years.

毒齡⁽⁴⁾ (表 3c)

5.9 被呈報吸食各類危害精神毒品人士的年紀比吸食海洛英人士為輕，因此前者的毒齡均較後者為短。就 2021 年被呈報吸食甲基安非他明人士而言，其甲基安非他明毒齡中位數為 13 年；另外，吸食大麻人士的大麻毒齡中位數為 3 年；而吸食海洛英人士的海洛英毒齡中位數則長達 31 年。

現時吸食毒品原因 (表 4c)

5.10 在被呈報吸食海洛英者中，現時吸食毒品的最普遍原因是「避免因沒有吸食毒品而感到不適」(佔被呈報吸食海洛英者 71%)，其次是「解悶／情緒低落／壓力」(40%)和「受到同輩朋友影響／想和同輩朋友打成一片」(27%)。對於被呈報吸食危害精神毒品者，最普遍的原因是「解悶／情緒低落／壓力」(52%)，其次是「受到同輩朋友影響／想和同輩朋友打成一片」(36%)和「避免因沒有吸食毒品而感到不適」(27%)。

註釋： (4) 被呈報吸毒者的「毒齡」是指吸毒者初次吸毒與被呈報機構呈報至檔案室之間的時間。須注意，檔案室並沒有吸毒者中途有否停止吸毒的資料，因此「毒齡」並不一定等於吸毒者過去吸毒的總時間。因為曾被呈報吸毒者已被紀錄，使用所有被呈報吸毒者（包括首次及曾被呈報吸毒者）的毒齡中位數去反映隱蔽吸毒情況並不適當。

Drug History⁽⁴⁾ (Table 3c)

5.9 As the reported abusers of psychotropic substances are generally much younger than those of heroin, the former had a shorter drug history than the latter. For the reported methamphetamine abusers, the median methamphetamine abusing history in 2021 was 13 years. The median cannabis abusing history of cannabis abusers was 3 years, while for heroin abusers, the median heroin abusing history was much longer, at 31 years.

Reason for Current Drug Use (Table 4c)

5.10 Among the reported heroin abusers, the most common reason for the current use of drug was “to avoid discomfort of its absence” (71% of reported heroin abusers), followed by “relief of boredom/depression/stress” (40%) and “peer influence/to identify with peers” (27%). Among the reported psychotropic substance abusers, “relief of boredom/depression/stress” (52%) came first, followed by “peer influence/to identify with peers” (36%) and “to avoid discomfort of its absence” (27%).

Note: (4) The “drug history” of a reported drug abuser is defined as the period of time between the abuser being reported to CRDA by reporting agency and the first time he or she abused drugs. It should be noted that the CRDA does not have information on any intermittent breaks of drug abuse by the reported drug abuser. Therefore, “drug history” does not necessarily refer to the total time of drug abuse of a reported drug abuser. As previously reported drug abusers had been identified in the past, it would not be appropriate to use the median drug history of all reported drug abusers (including both newly and previously reported drug abusers) to reflect the hidden drug abuse situation.

居住地區 (表 3b 及 4b)

5.11 在 2021 年，較多被呈報吸食海洛英者居住在深水埗（佔被呈報吸食海洛英者 17%）、油尖旺（14%）及觀塘（12%）。對於被呈報吸食危害精神毒品者，整體而言較多人居住在元朗（11%）。觀塘（12%）是最多被呈報吸食甲基安非他明者居住的地區；對於被呈報吸食可卡因者，元朗（13%）居首位；南區（13%）是最多被呈報吸食大麻者居住的地區；而被呈報吸食三唑侖／咪達唑侖／佐匹克隆、氣胺酮及咳藥者，分別最多居於深水埗（14%）、元朗（12%）及觀塘（13%）。

每月吸毒次數
(圖 5.3)

5.12 吸食海洛英與三唑侖／咪達唑侖／佐匹克隆者一般吸食次數較頻密，每月吸食次數中位數均為 60 次。至於吸食其他較普遍的危險精神毒品者，相應吸食次數遠比前兩者少，如吸食咳藥者為 30 次、吸食氣胺酮者為 13 次、吸食甲基安非他明者為 9 次、吸食可卡因者為 5 次、吸食大麻者為 4 次及吸食亞甲二氧基甲基安非他明者為兩次。

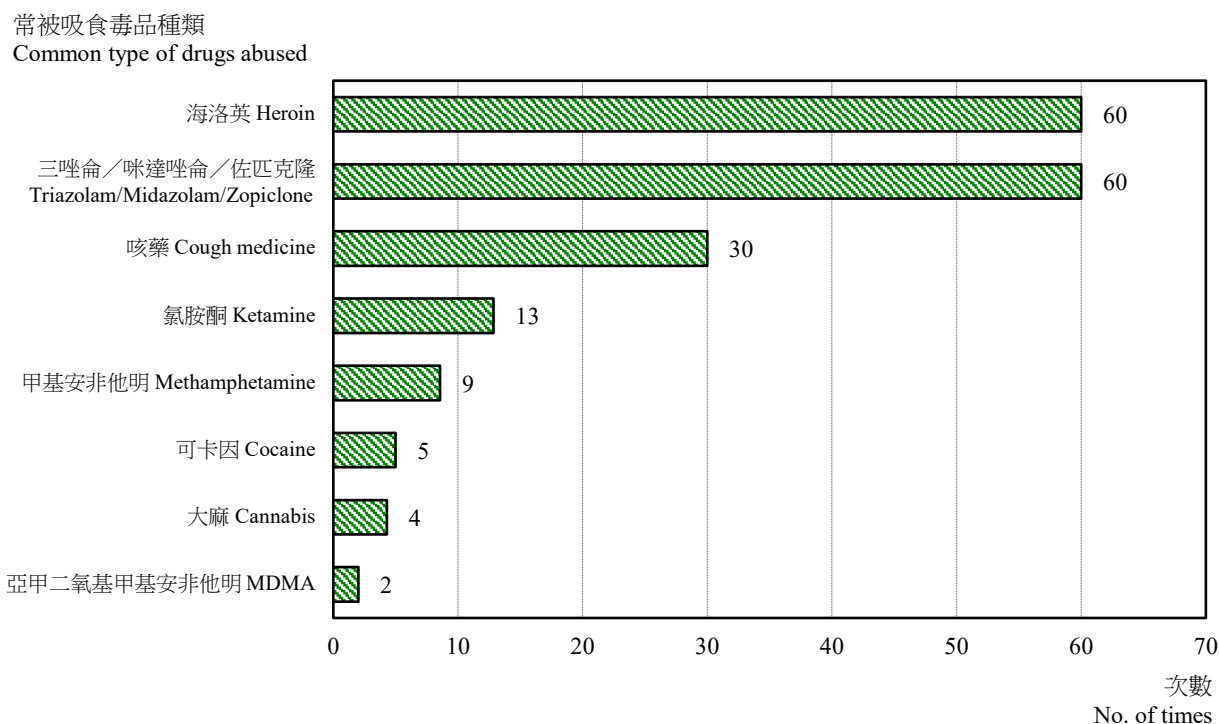
District of Residence (Table 3b and 4b)

5.11 Relatively more reported heroin abusers in 2021 resided in Sham Shui Po (17% of reported heroin abusers), Yau Tsim Mong (14%) and Kwun Tong (12%). For the reported psychotropic substance abusers as a whole, more resided in Yuen Long (11%). More specifically, Kwun Tong (12%) had the highest number of reported methamphetamine abusers. For the reported cocaine abusers, Yuen Long (13%) was on the top of the list. Southern (13%) had the highest number of reported cannabis abusers. For reported abusers of triazolam/midazolam/zopiclone, ketamine and cough medicine, Sham Shui Po (14%), Yuen Long (12%) and Kwun Tong (13%) had the highest number of abusers respectively.

Monthly Frequency of Abusing Drugs
(Chart 5.3)

5.12 Abusers of heroin and triazolam/midazolam/zopiclone had relatively higher frequencies of abusing drugs in general, both with a median monthly frequency of 60 times. The corresponding figures for abusers of other common psychotropic substances were much lower, as for example, 30 times for cough medicine abusers, 13 times for ketamine abusers, 9 times for methamphetamine abusers, 5 times for cocaine abusers, 4 times for cannabis abusers and twice for MDMA abusers.

圖 5.3 按常被吸食毒品種類劃分的 2021 年每月吸毒次數中位數
Chart 5.3 Median monthly frequency of abusing drugs in 2021 by common type of drugs abused



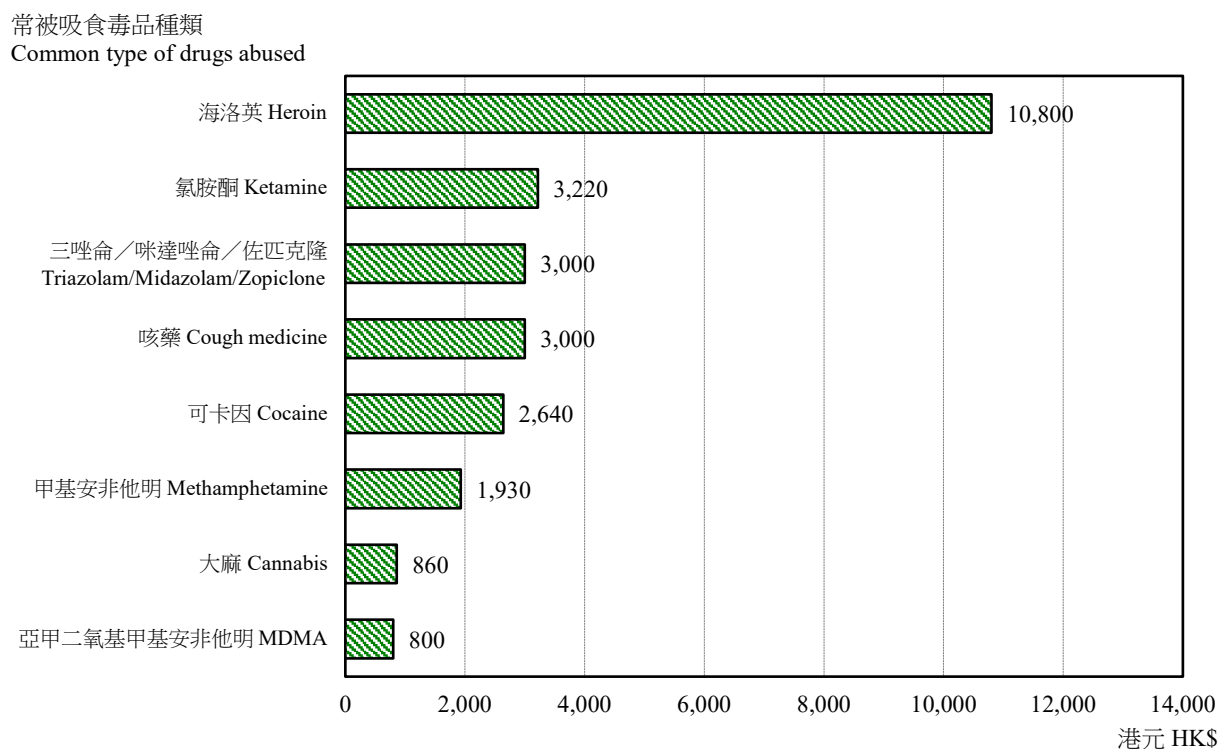
每月吸毒開支 (圖 5.4)

5.13 被呈報吸食海洛英者的每月吸毒開支最高，於 2021 年的每月開支中位數為 10,800 元。在常被吸食危害精神毒品中，吸毒者吸食氯胺酮、三唑侖／咪達唑侖／佐匹克隆、咳藥、可卡因及甲基安非他明的每月開支中位數較高，分別達 3,220 元、3,000 元、3,000 元、2,640 元及 1,930 元，而吸食大麻和亞甲二氧基甲基安非他明的每月開支中位數則分別為 860 元及 800 元。

Monthly Expenditure of Abusing Drugs (Chart 5.4)

5.13 The reported abusers of heroin had the highest monthly expenditure of abusing drugs in general, with a median monthly expenditure of \$10,800 in 2021. Among the abusers of common psychotropic substances, those taking ketamine, triazolam/midazolam/zopiclone, cough medicine, cocaine and methamphetamine had a higher median monthly expenditure of \$3,220, \$3,000, \$3,000, \$2,640 and \$1,930 respectively while the corresponding figures for cannabis and MDMA abusers were \$860 and \$800 respectively.

圖 5.4 按常被吸食毒品種類劃分的 2021 年每月吸毒開支中位數
Chart 5.4 Median monthly expenditure of abusing drugs in 2021 by common type of drugs abused



註釋： 數字進位至最接近的十位數。

Note: Figures are rounded to the nearest ten.

經濟活動身分 (表 3e)

5.14 2021 年被呈報吸食三唑侖／咪達唑侖／佐匹克隆、海洛英、甲基安非他明、咳藥、可卡因、氯胺酮及大麻的吸毒者中均有不少為失業人士，分別佔該些吸毒者的 64%、60%、48%、46%、28%、26%及 16%。

Economic Activity Status (Table 3e)

5.14 A notable proportion of triazolam/midazolam/zopiclone (64%), heroin (60%), methamphetamine (48%), cough medicine (46%), cocaine (28%), ketamine (26%) and cannabis (16%) abusers were unemployed in 2021.

吸食毒品地點 (表 3f)

5.15 對不同毒品而言，家／朋友的家於 2021 年均為最常被呈報的吸食地點，達 65%至 89%；其次是公眾地方如休憩地方／公園／公廁。不同毒品的吸食地點都有所不同；例如，12%至 18%的大麻、氯胺酮及可卡因吸

Locality of Abusing Drugs (Table 3f)

5.15 Home/friend's home was the most popular location of abusing drugs for 65% to 89% of the abusers of various drugs in 2021, followed by public areas like recreation area/public park/public toilet. The locality of abusing drugs varied among various drugs.

食者曾於會所／大廈／酒店／酒吧內舉行的派對場合吸毒，而 6% 的咳藥吸食者曾於電子遊戲機中心吸毒。

For example, 12% to 18% of cannabis, ketamine and cocaine abusers took drugs in party gathering in club house/building/hotel/bar while 6% of cough medicine abusers took drugs in electronic game centre.