

# 統計圖表

## CHARTS AND TABLES

### 目錄表

#### SUMMARY LIST

<b>1.</b>	<b>中學學生服用各類物質的普遍性</b>	<b>1.</b>	<b>Prevalence of substance use among secondary students</b>
圖 1.1	曾飲酒、吸煙或吸食毒品的學生所佔比例（中學學生）	Chart 1.1	Proportion of lifetime alcohol-, tobacco- or drug-taking students (Secondary Students)
表 1.1	曾飲酒的學生所佔比例（按年齡及性別分組）（中學學生）	Table 1.1	Proportion of lifetime alcohol-taking students by age and by sex (Secondary Students)
表 1.2	曾吸煙的學生所佔比例（按年齡及性別分組）（中學學生）	Table 1.2	Proportion of lifetime tobacco-taking students by age and by sex (Secondary Students)
表 1.3	曾吸食毒品的學生所佔比例（按年齡及性別分組）（中學學生）	Table 1.3	Proportion of lifetime drug-taking students by age and by sex (Secondary Students)
表 1.4	在調查前一年內曾飲酒、吸煙或吸食毒品的學生所佔比例（按年齡及性別分組）（中學學生）	Table 1.4	Proportion of 1-year alcohol-, tobacco- or drug-taking students by age and by sex (Secondary Students)
圖 1.2	在調查前 30 天內曾飲酒、吸煙或吸食毒品的學生所佔比例（中學學生）	Chart 1.2	Proportion of 30-day alcohol-, tobacco- or drug-taking students (Secondary Students)
表 1.5	在調查前 30 天內曾飲酒的學生所佔比例（按年齡及性別分組）（中學學生）	Table 1.5	Proportion of 30-day alcohol-taking students by age and by sex (Secondary Students)
表 1.6	在調查前30天內曾吸煙的學生所佔比例（按年齡及性別分組）（中學學生）	Table 1.6	Proportion of 30-day tobacco-taking students by age and by sex (Secondary Students)
表 1.7	在調查前30天內曾吸食毒品的學生所佔比例（按年齡及性別分組）（中學學生）	Table 1.7	Proportion of 30-day drug-taking students by age and by sex (Secondary Students)

## 2. 曾吸食毒品的中學學生的特性

- 圖 2.1 在調查前30天內曾吸食毒品的學生吸食毒品的次數（中學學生）
- 圖 2.2 曾吸食海洛英／危害精神毒品的學生所佔比例（二零零四／零五年及二零零八／零九年）（中學學生）
- 圖 2.3 30天內曾吸食海洛英／危害精神毒品的學生所佔比例（二零零四／零五年及二零零八／零九年）（中學學生）
- 圖 2.4 被吸食的危險精神毒品主要種類（二零零四／零五年及二零零八／零九年）（中學學生）
- 圖 2.5 曾吸食海洛英的學生所佔比例（按性別分組）（一九九二／九三年至二零零八／零九年）（中學學生）
- 圖 2.6 曾吸食危險精神毒品的學生所佔比例（按性別分組）（一九九二／九三年至二零零八／零九年）（中學學生）
- 圖 2.7 曾吸食海洛英的學生所佔比例（按揀選年齡分組）（一九九二／九三年至二零零八／零九年）（中學學生）
- 圖 2.8 曾吸食危險精神毒品的學生所佔比例（按揀選年齡分組）（一九九二／九三年至二零零八／零九年）（中學學生）
- 表 2.1 被吸食的危險精神毒品種類（中學學生）
- 表 2.2 購買毒品的主要金錢來源（中學學生）
- 表 2.3 購買毒品的主要金錢來源（按吸食毒品學生的性別分組）（中學

## 2. Characteristics of lifetime drug-taking secondary students

- Chart 2.1 Drug-taking frequency of students who took drugs in the past 30 days before survey enumeration (Secondary Students)
- Chart 2.2 Proportion of lifetime heroin / psychotropic drug-taking students, 2004/05 and 2008/09 (Secondary Students)
- Chart 2.3 Proportion of 30-day heroin / psychotropic drug-taking students, 2004/05 and 2008/09 (Secondary Students)
- Chart 2.4 Major type of psychotropic drugs taken, 2004/05 and 2008/09 (Secondary Students)
- Chart 2.5 Rate of lifetime heroin-taking students by sex, 1992/93 – 2008/09 (Secondary Students)
- Chart 2.6 Rate of lifetime psychotropic drug-taking students by sex, 1992/93 – 2008/09 (Secondary Students)
- Chart 2.7 Rate of lifetime heroin-taking students by selected ages, 1992/93 – 2008/09 (Secondary Students)
- Chart 2.8 Rate of lifetime psychotropic drug-taking students by selected ages, 1992/93 – 2008/09 (Secondary Students)
- Table 2.1 Type of psychotropic drugs taken (Secondary Students)
- Table 2.2 Main sources of money for buying drugs (Secondary Students)
- Table 2.3 Main sources of money for buying drugs among drug-taking students by

	學生)		sex (Secondary Students)
表 2.4	通常吸食毒品的地方 (中學學生)	Table 2.4	Usual venues for taking drugs (Secondary Students)
表 2.5	通常吸食毒品的地方 (按性別分組) (中學學生)	Table 2.5	Usual venues for taking drugs by sex (Secondary Students)
表 2.6	提供毒品的人 (中學學生)	Table 2.6	Suppliers of drugs (Secondary Students)
表 2.7	提供毒品的人 (按吸食毒品學生的性別分組) (中學學生)	Table 2.7	Suppliers of drugs by sex of drug-taking students (Secondary Students)
表 2.8	與哪些人一起吸食毒品 (中學學生)	Table 2.8	Persons with whom taking drugs together (Secondary Students)
表 2.9	與哪些人一起吸食毒品 (按性別分組) (中學學生)	Table 2.9	Persons with whom taking drugs together by sex (Secondary Students)
表 2.10	首次吸食毒品年齡 (中學學生)	Table 2.10	Age of first drug-taking (Secondary Students)
表 2.11	吸食毒品的原因 (中學學生)	Table 2.11	Reasons for taking drugs (Secondary Students)
表 2.12	吸食毒品的原因 (按性別分組) (中學學生)	Table 2.12	Reasons for taking drugs by sex (Secondary Students)
表 2.13	吸食毒品學生的估計人數和所佔比例 (按居住地區分組) (中學學生)	Table 2.13	Estimated number and proportion of drug-taking students by residential district (Secondary Students)
表 2.14	曾否在中國內地吸食毒品 (中學學生)	Table 2.14	Whether took drugs in Mainland China (Secondary Students)
表 2.15	曾在中國內地吸食毒品的城市 (中學學生)	Table 2.15	Mainland China cities in which students took drugs (Secondary Students)
表 2.16	曾否因為吸食毒品問題而向他人求助 (中學學生)	Table 2.16	Whether sought help from others in dealing with problems resulted from taking drugs (Secondary Students)
表 2.17	給予最大幫助的人 (按吸食毒品的學生分組) (中學學生)	Table 2.17	Person who gave the greatest help among drug-taking students (Secondary Students)
表 2.18	曾嘗試停止吸食毒品或戒毒的原因 (按吸食毒品的學生分組) (中學學生)	Table 2.18	Reasons for attempting to stop taking drugs or give up drugs among drug-taking students (Secondary Students)

表 2.19	未曾嘗試停止吸食毒品或戒毒的原因（按吸食毒品的學生分組）（中學學生）	Table 2.19	Reasons for not attempting to stop taking drugs or give up drugs among drug-taking students (Secondary Students)
<b>3.</b>	<b>不會吸食毒品的中學學生接觸毒品的風險和所得的禁毒資訊</b>	<b>3.</b>	<b>Exposure to risk of drugs and anti-drug messages among non-drug-taking secondary students</b>
表 3.1	不會吸食毒品的學生曾否獲提供毒品（中學學生）	Table 3.1	Whether non-drug-taking students had been offered drugs (Secondary Students)
表 3.2	提供毒品予不會吸食毒品學生的人（中學學生）	Table 3.2	Persons who offered drugs to non-drug-taking students (Secondary Students)
表 3.3	提供毒品予不會吸食毒品學生的地方（中學學生）	Table 3.3	Places where non-drug-taking students were offered drugs (Secondary Students)
表 3.4	令不會吸食毒品學生遠離毒品的因素（中學學生）	Table 3.4	Factors that kept non-drug-taking students away from drugs (Secondary Students)
表 3.5	不會吸食毒品學生拒絕毒品的的方法（中學學生）	Table 3.5	Methods used to refuse drugs among non-drug-taking students (Secondary Students)
表 3.6	不會吸食毒品學生得知好友吸食毒品後會做的事情（中學學生）	Table 3.6	Things to do if realized that close friends were taking drugs among non-drug-taking students (Secondary Students)
表 3.7	曾否接觸禁毒資訊（中學學生）	Table 3.7	Whether ever heard of anti-drug messages among non-drug-taking students (Secondary Students)
表 3.8	禁毒信息的主要資訊來源（中學學生）	Table 3.8	Main sources of anti-drug messages among non-drug-taking students (Secondary Students)
表 3.9	曾否參與禁毒活動（中學學生）	Table 3.9	Whether ever participated in anti-drug activities among non-drug-taking students (Secondary Students)
表 3.10	曾參與的禁毒活動（中學學生）	Table 3.10	Anti-drug activities ever participated among non-drug-taking students (Secondary Students)

表 3.11	有興趣參與的禁毒活動(中學學生)	Table 3.11	Preferred types of anti-drug activities among non-drug-taking students (Secondary Students)
表 3.12	最喜歡由誰傳遞禁毒資訊(中學學生)	Table 3.12	Most preferred person to give drug information among non-drug-taking students (Secondary Students)
<b>4.</b>	<b>中學學生對吸食毒品的態度及相關因素</b>	<b>4.</b>	<b>Attitudes towards drug-taking and associated factors among secondary students</b>
表 4.1	是否贊成別人吸食毒品及其次數(中學學生)	Table 4.1	Whether approved of people taking drugs and their frequencies (Secondary Students)
表 4.2	對毒品禍害的看法(中學學生)	Table 4.2	Perception on harmful effects of drugs (Secondary Students)
表 4.3	比較「濫用藥物」及／或「吸食毒品」對健康的害處(中學學生)	Table 4.3	Whether “substance abuse” and / or “drug abuse” is more harmful to health (Secondary Students)
表 4.4	比較「傳統毒品」(如白粉)及／或「危害精神毒品」(包括丸仔類毒品如搖頭丸、K仔、冰毒等)對健康的損害(中學學生)	Table 4.4	Whether “traditional drugs” (such as heroin) and / or “psychotropic drugs” (including psychotropic substances such as ecstasy, K, ice, etc) is more harmful to health (Secondary Students)
表 4.5	學生吸食毒品的傾向(中學學生)	Table 4.5	Students’ inclination to taking drugs (Secondary Students)
表 4.6	對在港吸食毒品的違法性的看法(中學學生)	Table 4.6	Perception on illegality of taking drugs in Hong Kong (Secondary Students)
表 4.7	自我形象(中學學生)	Table 4.7	Self-perception (Secondary Students)
表 4.8	與家人、校方及同輩的關係(中學學生)	Table 4.8	Relationship with family, school and peers (Secondary Students)
表 4.9	在閒餘時常做的事情(中學學生)	Table 4.9	Things to do in free time (Secondary Students)
表 4.10	在調查前六個月內曾遇到行為與學業問題的學生所佔比例(中學學生)	Table 4.10	Behavioural and school problems in the six months before survey enumeration (Secondary Students)

表 4.11	吸食毒品與吸煙和飲酒的關係(中學學生)	Table 4.11	Relationship between drug-taking and use of tobacco and alcohol (Secondary Students)
表 4.12	是否與父母同住 (中學學生)	Table 4.12	Whether living with parents (Secondary Students)
表 4.13	家庭每月總收入 (中學學生)	Table 4.13	Monthly household income (Secondary Students)
表 4.14	在港居住年期 (中學學生)	Table 4.14	Years of living in Hong Kong (Secondary Students)
表 4.15	居住的房屋種類 (中學學生)	Table 4.15	Type of housing (Secondary Students)

## 5. 其他學生的特徵

## 5. Salient features of other students

表 5.1	吸食毒品學生的估計人數和所佔比例(按教育課程種類分組)(所有學生)	Table 5.1	Estimated number and proportion of drug-taking students by education programme (All Students)
表 5.2	吸食海洛英／危害精神毒品的學生所佔比例(按教育課程種類分組)(所有學生)	Table 5.2	Proportion of heroin / psychotropic drug-taking students by education programme (All Students)
表 5.3	被吸食的有害精神毒品種類(按教育課程種類分組)(所有學生)	Table 5.3	Type of psychotropic drugs taken by education programme (All Students)
表 5.4	購買毒品的主要金錢來源(按教育課程種類分組)(中學或以上級別學生)	Table 5.4	Main sources of money for buying drugs by education programme (Students of secondary or above)
表 5.5	通常吸食毒品的地方(按教育課程種類分組)(所有學生)	Table 5.5	Usual venues for taking drugs by education programme (All Students)
表 5.6	提供毒品的人(按吸食毒品學生的教育課程種類分組)(所有學生)	Table 5.6	Suppliers of drugs to drug-taking students by education programme (All Students)
表 5.7	首次吸食毒品年齡(按教育課程種類分組)(中學或以上級別學生)	Table 5.7	Age of first drug-taking by education programme (Students of secondary or above)
表 5.8	吸食毒品的原因(按教育課程種類分組)(所有學生)	Table 5.8	Reasons for taking drugs by education programme (All Students)
表 5.9	吸食毒品的學生所佔比例(按居住地區及教育課程種類分組)(所有學生)	Table 5.9	Proportion of drug-taking students by residential district and education programme (All Students)

表 5.10	曾否因為吸食毒品問題向他人求助(按教育課程種類分組)(中學或以上級別學生)	Table 5.10	Whether sought help from others in dealing with problems resulted from taking drugs by education programme (Students of secondary or above)
表 5.11	給予最大幫助的人(按曾吸食毒品的學生及教育課程種類分組)(中學或以上級別學生)	Table 5.11	Person who gave the greatest help among drug-taking students by education programme (Students of secondary or above)
表 5.12	不曾吸食毒品的學生曾否獲提供毒品(按教育課程種類分組)(中學或以上級別學生)	Table 5.12	Whether non-drug-taking students had been offered drugs by education programme (Students of secondary or above)
表 5.13	提供毒品予不曾吸食毒品的學生的人(按教育課程種類分組)(中學或以上級別學生)	Table 5.13	Persons who offered drugs to non-drug-taking students by education programme (Students of secondary or above)
表 5.14	提供毒品予不曾吸食毒品的學生的地方(按教育課程種類分組)(中學或以上級別學生)	Table 5.14	Places where non-drug-taking students were offered drugs by education programme (Students of secondary or above)
表 5.15	不曾吸食毒品的學生得知好友吸食毒品後會做的事情(按教育課程種類分組)(所有學生)	Table 5.15	Things to do if realized that close friends were taking drugs among non-drug-taking students by education programme (All Students)
表 5.16	禁毒信息的主要資訊來源(按不曾吸食毒品的學生及教育課程種類分組)(所有學生)	Table 5.16	Main sources of anti-drug messages among non-drug-taking students by education programme (All Students)
表 5.17	最喜歡由誰傳遞禁毒資訊(按不曾吸食毒品的學生及教育課程種類分組)(所有學生)	Table 5.17	Most preferred person to give drug information among non-drug-taking students by education programme (All Students)

## 6. 報告摘要

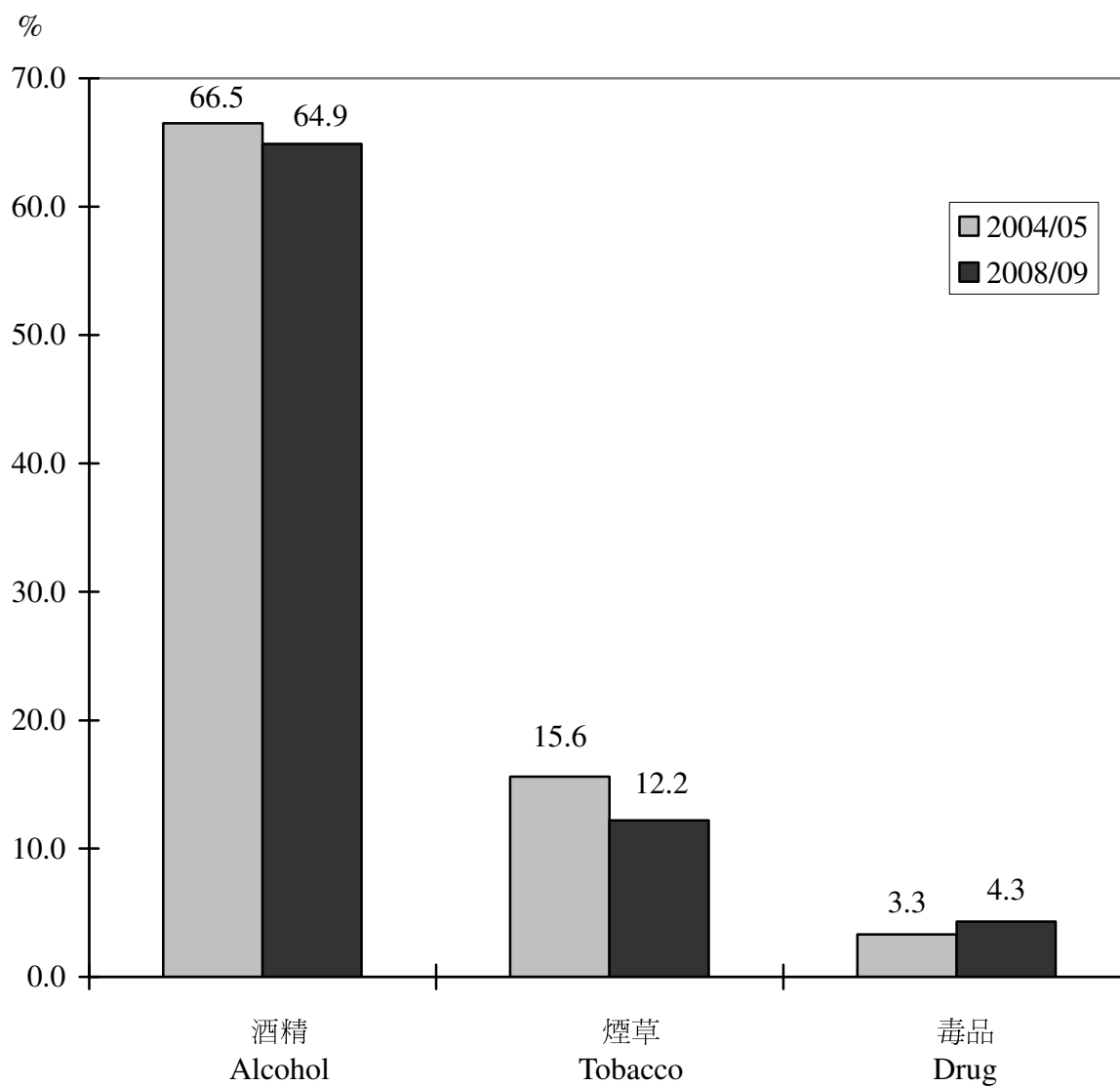
## 6. Summary of Key Findings

表 6.1	國際比較	Table 6.1	International Comparison
-------	------	-----------	--------------------------

# 1. 中學學生服用各類物質的普遍性

## Prevalence of substance use among secondary students

圖 1.1 曾飲酒、吸煙或吸食毒品的學生所佔比例（中學學生）  
Chart 1.1 Proportion of lifetime alcohol-, tobacco- or drug-taking students (Secondary Students)



註釋： 百分比是以調查範圍內所有中學學生為基礎而計算的。

Note: Percentages are calculated based on all secondary students covered by the Survey.



**表 1.1 曾飲酒的學生所佔比例（按年齡及性別分組）（中學學生）**  
**Table 1.1 Proportion of lifetime alcohol-taking students by age and by sex (Secondary Students)**

年齡/性別 Age/sex	2004/05 (%)	2008/09 (%)
<b>年齡</b> Age		
12歲或以下 12 or below	49.3	52.8
13	57.0	58.9
14	62.6	62.5
15	69.4	65.3
16	73.5	69.6
17	75.5	71.7
18	79.9	77.2
19歲或以上 19 or above	81.3	74.9
合計 Overall	66.5	64.9
<b>性別</b> Sex		
男 Male	67.0	65.2
女 Female	65.9	64.9
合計 Overall	66.5	64.9

註釋：百分比是以提供有關資料的各年齡／性別組別的中學學生為基礎而計算的。

Note: Percentages are calculated based on secondary students in the respective age/sex groups who had provided relevant information.

**表 1.2 曾吸煙的學生所佔比例（按年齡及性別分組）（中學學生）**  
**Table 1.2 Proportion of lifetime tobacco-taking students by age and by sex (Secondary Students)**

年齡/性別 Age/sex	2004/05 (%)	2008/09 (%)
<b>年齡</b> Age		
12歲或以下 12 or below	6.7	5.3
13	10.6	9.1
14	14.9	12.5
15	18.3	14.2
16	19.4	14.6
17	20.1	15.6
18	18.3	14.0
19歲或以上 19 or above	21.0	14.5
合計 Overall	15.6	12.2
<b>性別</b> Sex		
男 Male	16.5	12.4
女 Female	14.1	12.0
合計 Overall	15.6	12.2

註釋：百分比是以提供有關資料的各年齡／性別組別的中學學生為基礎而計算的。

Note: Percentages are calculated based on secondary students in the respective age/sex groups who had provided relevant information.

**表 1.3 曾吸食毒品的學生所佔比例（按年齡及性別分組）（中學學生）**  
**Table 1.3 Proportion of lifetime drug-taking students by age and by sex (Secondary Students)**

年齡/性別 Age/sex	2004/05 (%)	2008/09 (%)
<b>年齡</b> Age		
12歲或以下 12 or below	2.4	4.6
13	3.0	4.5
14	3.4	4.4
15	3.2	4.8
16	3.5	4.2
17	4.0	4.3
18	3.2	3.4
19歲或以上 19 or above	3.4	2.9
合計 Overall	3.3	4.3
<b>性別</b> Sex		
男 Male	3.3	4.6
女 Female	2.9	3.7
合計 Overall	3.3	4.3

註釋：百分比是以提供有關資料的各年齡／性別組別的中學學生為基礎而計算的。

Note: Percentages are calculated based on secondary students in the respective age/sex groups who had provided relevant information.

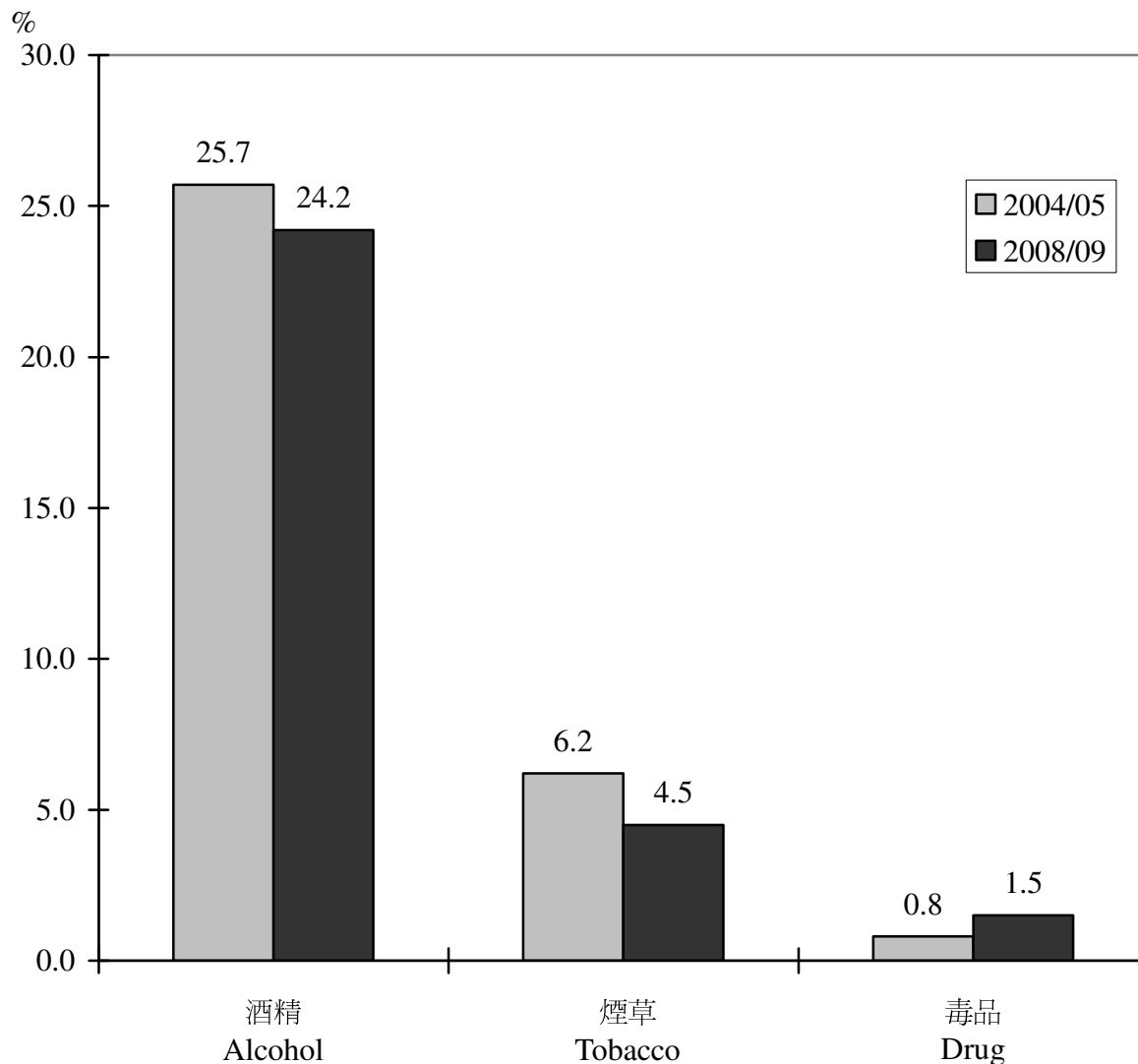
**表 1.4 在調查前一年內曾飲酒、吸煙或吸食毒品的學生所佔比例（按年齡及性別分組）**  
**Table 1.4 （中學學生）**  
**Proportion of 1-year alcohol-, tobacco- or drug-taking students by age and by sex (Secondary Students)**

年齡/性別 Age/sex	酒精 Alcohol (%)	煙草 Tobacco (%)	毒品 Drug (%)
<b>年齡</b> Age			
12歲或以下 12 or below	32.5	2.5	2.7
13	40.0	5.5	2.7
14	44.5	7.4	2.8
15	47.1	8.3	3.0
16	50.6	7.6	2.4
17	53.8	7.8	2.5
18	57.9	6.0	2.0
19歲或以上 19 or above	53.7	4.2	1.4
合計 Overall	46.1	6.5	2.6
<b>性別</b> Sex			
男 Male	47.0	6.5	2.7
女 Female	45.4	6.4	2.3
合計 Overall	46.1	6.5	2.6

註釋：百分比是以提供有關資料的各年齡／性別組別的中學學生為基礎而計算的。

Note: Percentages are calculated based on secondary students in the respective age/sex groups who had provided relevant information.

**圖 1.2 在調查前 30 天內曾飲酒、吸煙或吸食毒品的學生所佔比例（中學學生）**  
**Chart 1.2 Proportion of 30-day alcohol-, tobacco- or drug-taking students (Secondary Students)**



註釋：百分比是以調查範圍內所有中學學生為基礎而計算的。

Note: Percentages are calculated based on all secondary students covered by the Survey.

**表 1.5 在調查前30天內曾飲酒的學生所佔比例（按年齡及性別分組）（中學學生）**  
**Table 1.5 Proportion of 30-day alcohol-taking students by age and by sex (Secondary Students)**

年齡/性別 Age/sex	2004/05 (%)	2008/09 (%)
<b>年齡</b> Age		
12歲或以下 12 or below	16.7	17.2
13	22.3	22.3
14	25.4	24.0
15	27.6	24.7
16	28.9	26.0
17	28.9	27.1
18	31.2	29.5
19歲或以上 19 or above	28.1	25.5
合計 Overall	25.7	24.2
<b>性別</b> Sex		
男 Male	27.7	26.2
女 Female	23.4	22.1
合計 Overall	25.7	24.2

註釋：百分比是以提供有關資料的各年齡／性別組別的中學學生為基礎而計算的。

Note: Percentages are calculated based on secondary students in the respective age/sex groups who had provided relevant information.

**表 1.6 在調查前30天內曾吸煙的學生所佔比例（按年齡及性別分組）（中學學生）**  
**Table 1.6 Proportion of 30-day tobacco-taking students by age and by sex (Secondary Students)**

年齡/性別 Age/sex	2004/05 (%)	2008/09 (%)
<b>年齡</b> Age		
12歲或以下 12 or below	2.3	1.4
13	4.0	3.4
14	6.2	4.9
15	7.8	5.9
16	8.6	5.6
17	7.5	5.8
18	6.4	4.3
19歲或以上 19 or above	6.2	2.7
合計 Overall	6.2	4.5
<b>性別</b> Sex		
男 Male	6.7	4.7
女 Female	5.4	4.2
合計 Overall	6.2	4.5

註釋：百分比是以提供有關資料的各年齡／性別組別的中學學生為基礎而計算的。

Note: Percentages are calculated based on secondary students in the respective age/sex groups who had provided relevant information.

**表 1.7 在調查前30天內曾吸食毒品的學生所佔比例（按年齡及性別分組）（中學學生）**  
**Table 1.7 Proportion of 30-day drug-taking students by age and by sex (Secondary Students)**

年齡/性別 Age/sex	2004/05 (%)	2008/09 (%)
<b>年齡</b> Age		
12歲或以下 12 or below	0.5	1.5
13	0.5	1.4
14	1.0	1.7
15	1.0	1.8
16	0.9	1.3
17	1.1	1.6
18	0.6	1.2
19歲或以上 19 or above	0.6	0.9
合計 Overall	0.8	1.5
<b>性別</b> Sex		
男 Male	0.8	1.6
女 Female	0.7	1.2
合計 Overall	0.8	1.5

註釋：百分比是以提供有關資料的各年齡／性別組別的中學學生為基礎而計算的。

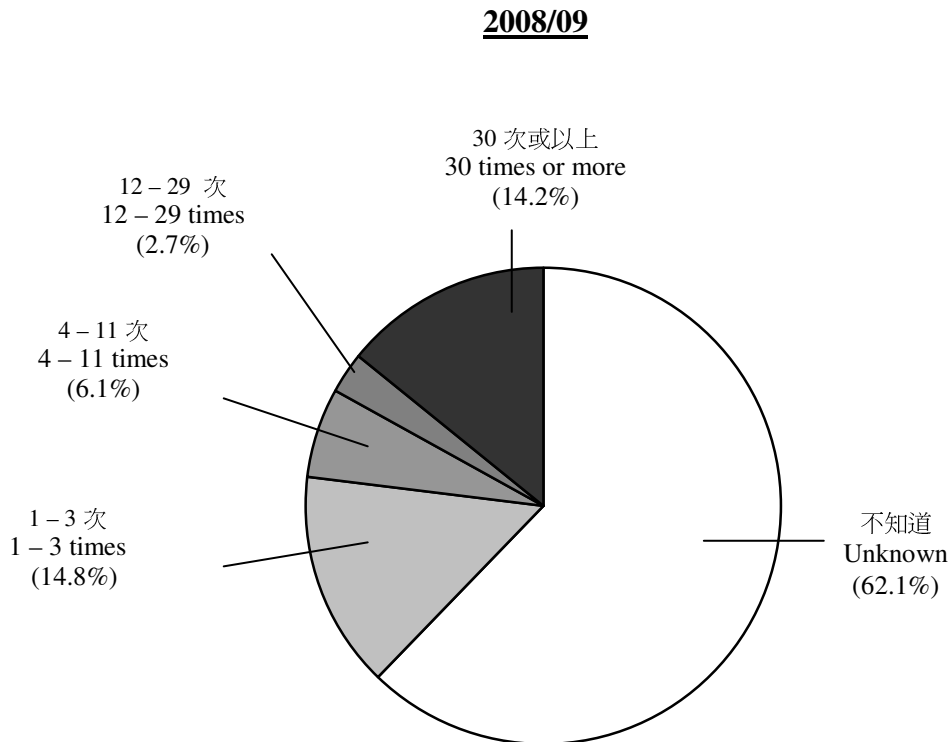
Note: Percentages are calculated based on secondary students in the respective age/sex groups who had provided relevant information.



## 2. 曾吸食毒品中學學生的特性 Characteristics of lifetime drug-taking secondary students

圖 2.1 在調查前30天內曾吸食毒品的學生吸食毒品的次數（中學學生）

Chart 2.1 Drug-taking frequency of students who took drugs in the past 30 days before survey enumeration (Secondary Students)

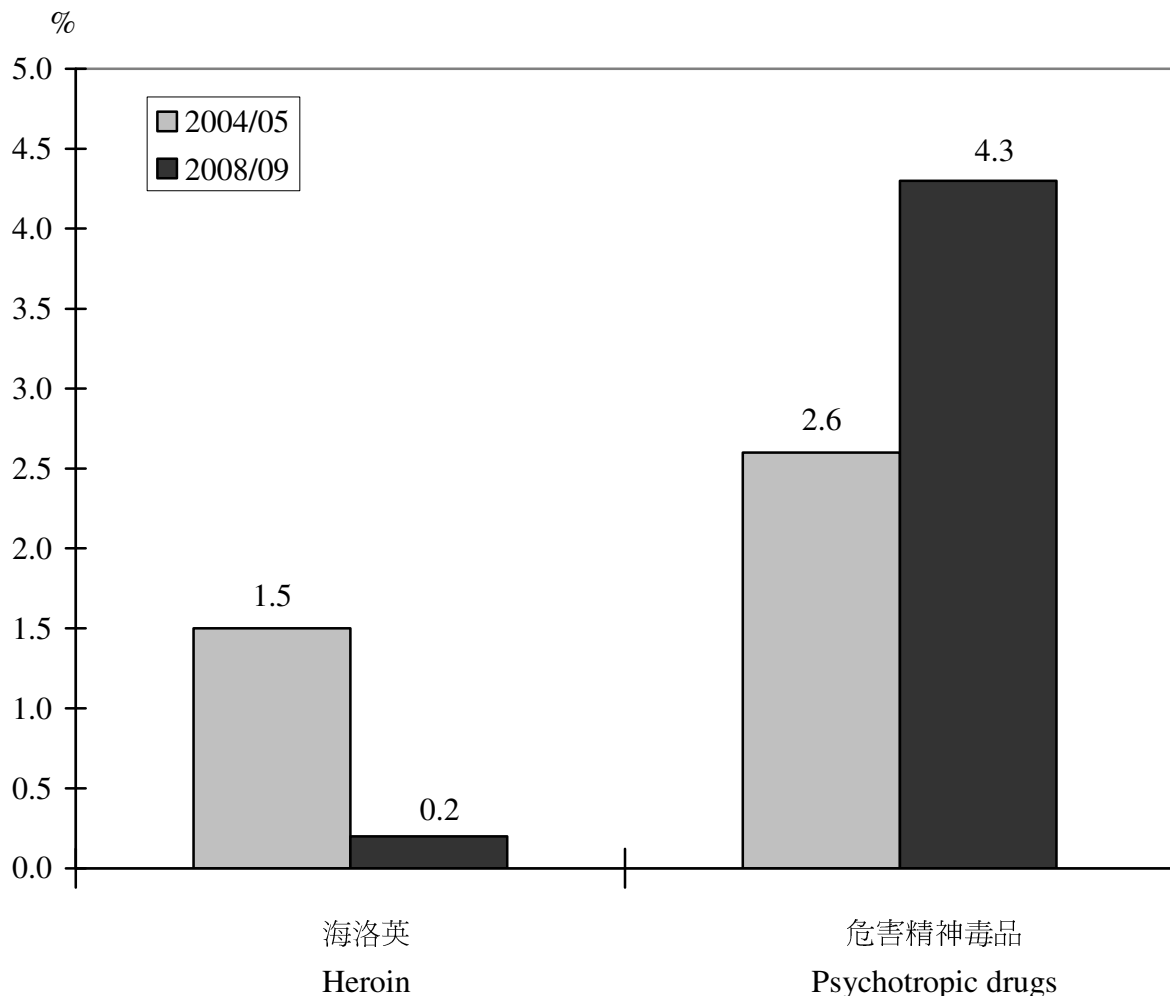


註釋： 據觀察所得，在吸食毒品的中學學生中，有相當一部分在填寫問卷時會選擇問題作答。而他們亦傾向略過敏感性的問題（例如吸食毒品的次數等）。因此，這類題目的拒答率相當高。由於只有 1 434 名吸食毒品的中學學生樣本提供有關其吸毒次數的資料。因此詮釋數據時需額外小心。

Note: It was observed that a relatively high proportion of drug-taking secondary students selectively chose questions to answer when completing the questionnaire. They also demonstrated a tendency to avoid answering sensitive questions (such as the question on the frequency of taking drugs). As a result, the proportion of unknown response on those questions was relatively high. As only 1 434 sampled drug-taking secondary students were relevant to this question, the figures should be interpreted with care.

圖 2.2 曾吸食海洛英／危害精神毒品的學生所佔比例（二零零四／零五年及二零零八／零九年）（中學學生）

Chart 2.2 Proportion of lifetime heroin / psychotropic drug-taking students, 2004/05 and 2008/09 (Secondary Students)



註釋：1. 學生可選擇多過一個答案。

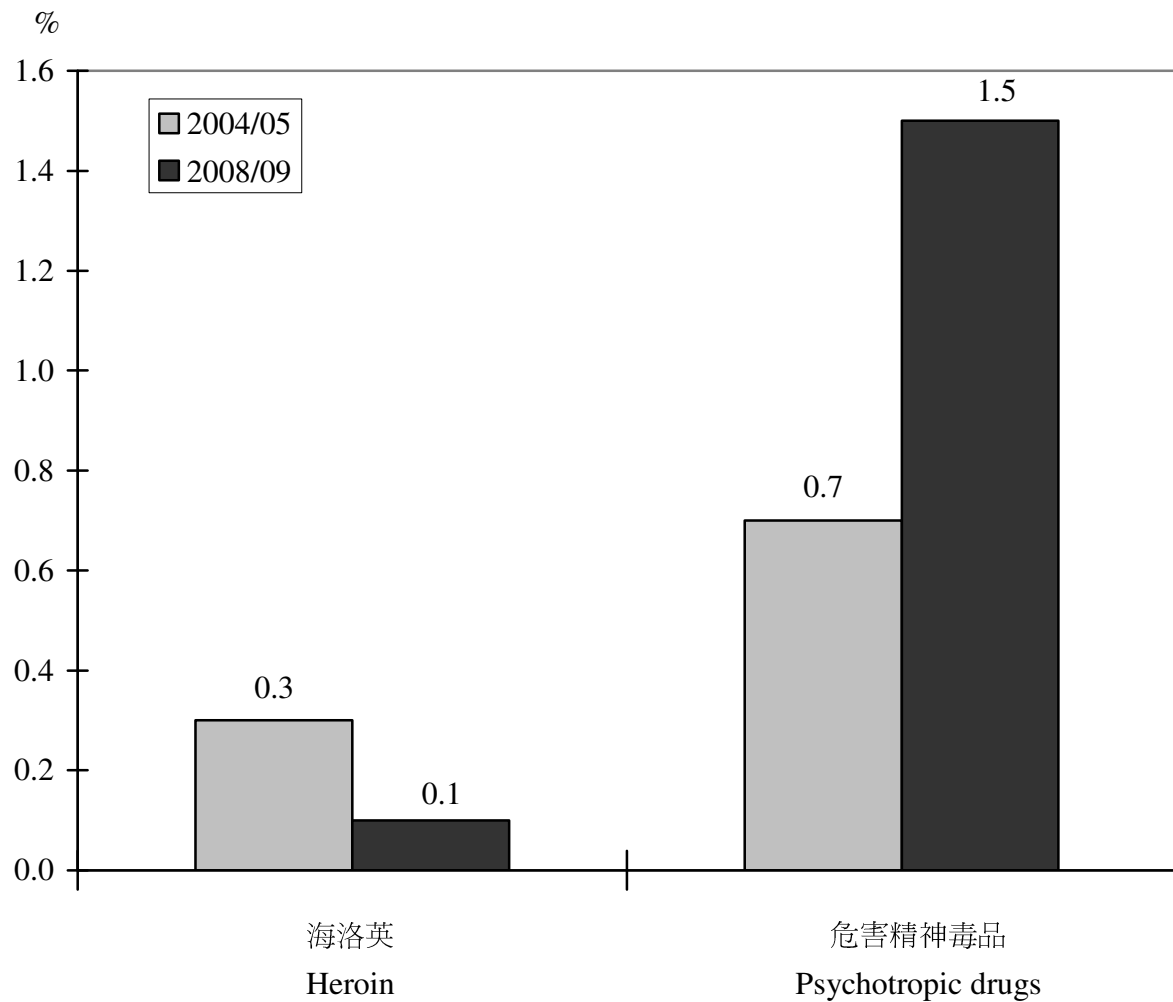
Notes: Students were allowed to choose more than one answer.

2. 百分比是以提供有關資料的所有中學學生為基礎而計算的。

Percentages are calculated based on all secondary students who had provided relevant information.

圖 2.3 30 天內曾吸食海洛英／危害精神毒品的學生所佔比例（二零零四／零五年及二零零八／零九年）（中學學生）

Chart 2.3 Proportion of 30-day heroin / psychotropic drug-taking students, 2004/05 and 2008/09 (Secondary Students)



註釋：1. 學生可選擇多過一個答案。

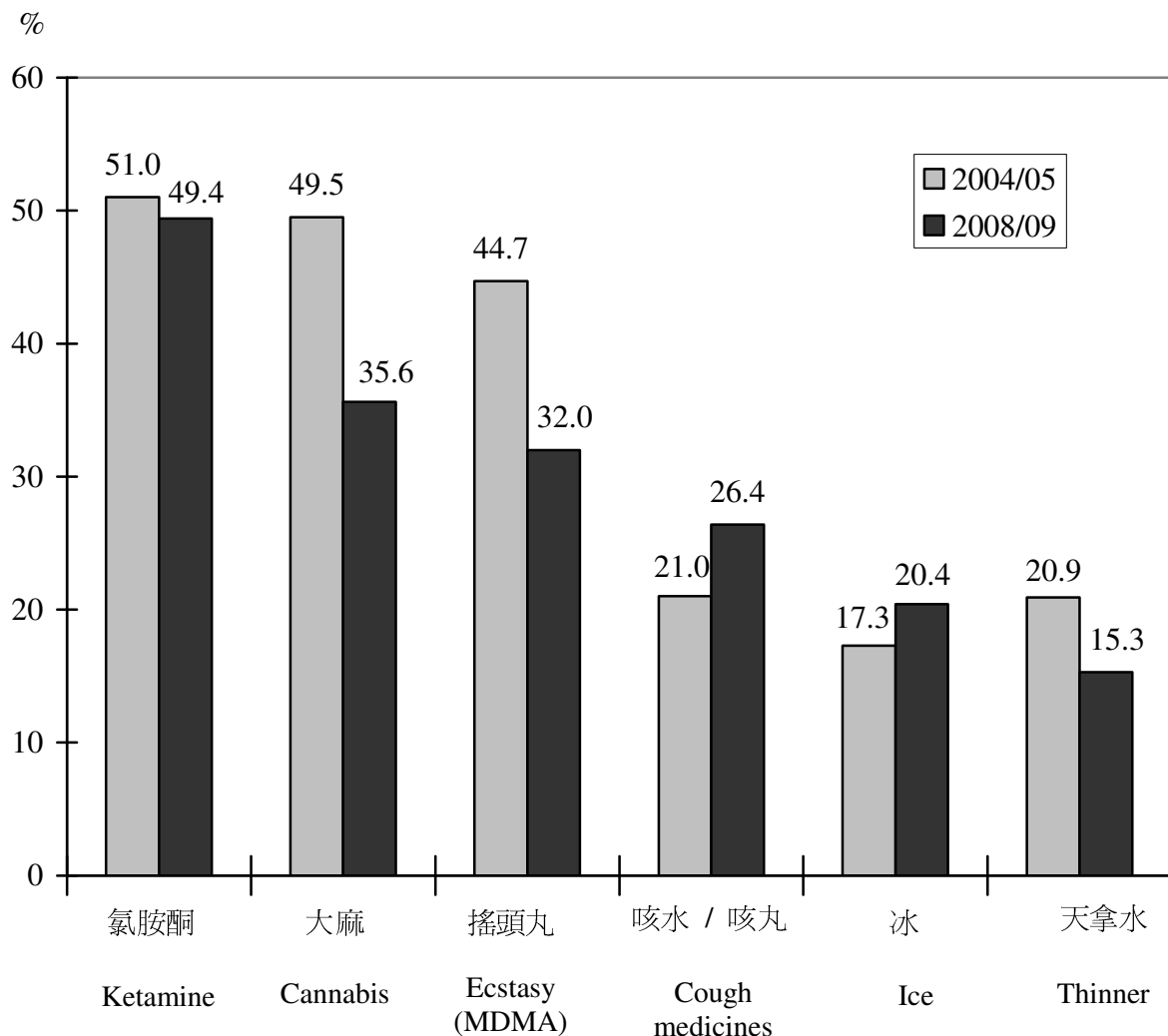
Notes: Students were allowed to choose more than one answer.

2. 百分比是以提供有關資料的所有中學學生為基礎而計算的。

Percentages are calculated based on all secondary students who had provided relevant information.

圖 2.4 被吸食的危害精神毒品主要種類（二零零四／零五年及二零零八／零九年）  
（中學學生）

Chart 2.4 Major type of psychotropic drugs taken, 2004/05 and 2008/09  
(Secondary Students)



註釋：1. 學生可選擇多過一個答案。

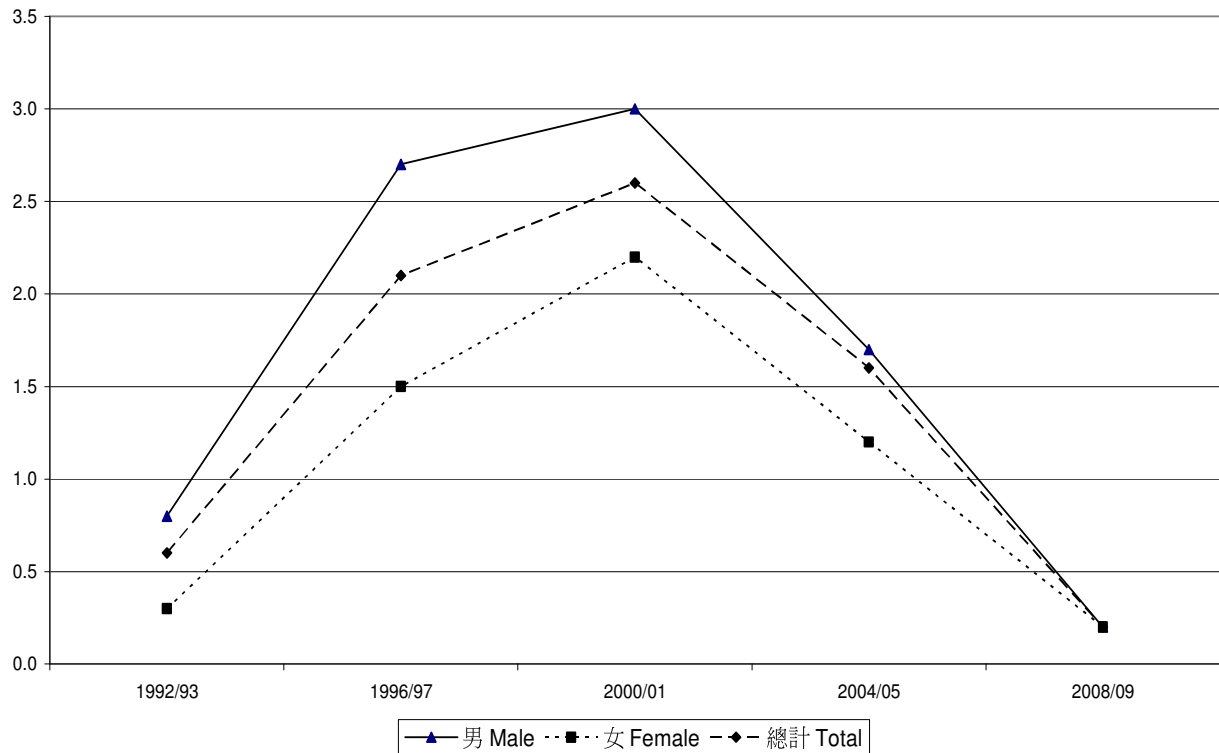
Notes: Students were allowed to choose more than one answer.

2. 百分比是以提供有關資料的吸食危害精神毒品的中學學生為基礎而計算的。

Percentages are calculated based on psychotropic drugs-taking secondary students who had provided relevant information.

**圖 2.5 曾吸食海洛英的學生所佔比例（按性別分組）**  
**Chart 2.5 (一九九二／九三年至二零零八／零九年) (中學學生)**  
**Rate of lifetime heroin-taking students by sex, 1992/93 – 2008/09**  
**(Secondary Students)**

吸食海洛英的比率  
 Rate of taking heroin (%)

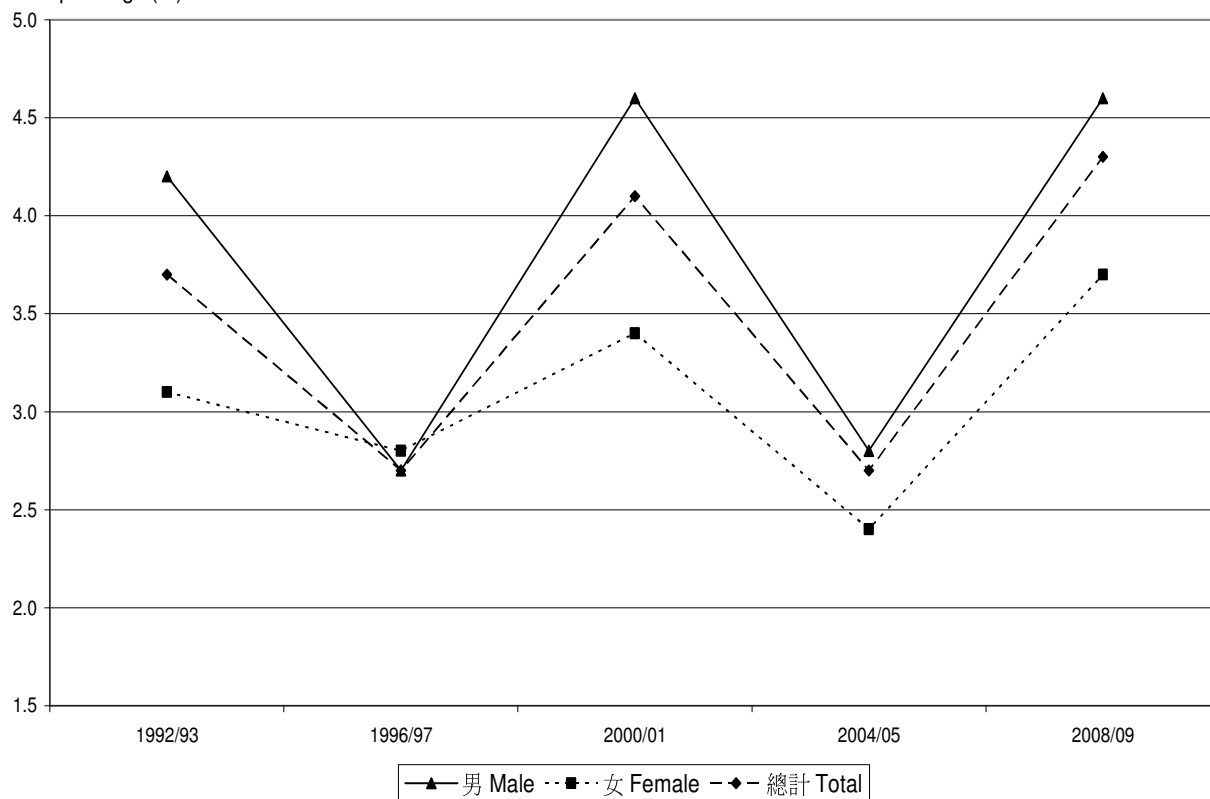


註釋： 百分比是以調查範圍內所有中學學生為基礎而計算的。

Note: Percentages are calculated based on all secondary students covered by the survey.

**圖 2.6 曾吸食危害精神毒品的學生所佔比例（按性別分組）（一九九二／九三年至二零零八／零九年）（中學學生）**  
**Chart 2.6 Rate of lifetime psychotropic drug-taking students by sex, 1992/93 – 2008/09 (Secondary Students)**

吸食危害精神毒品的比率  
 Rate of taking  
 psychotropic drugs (%)

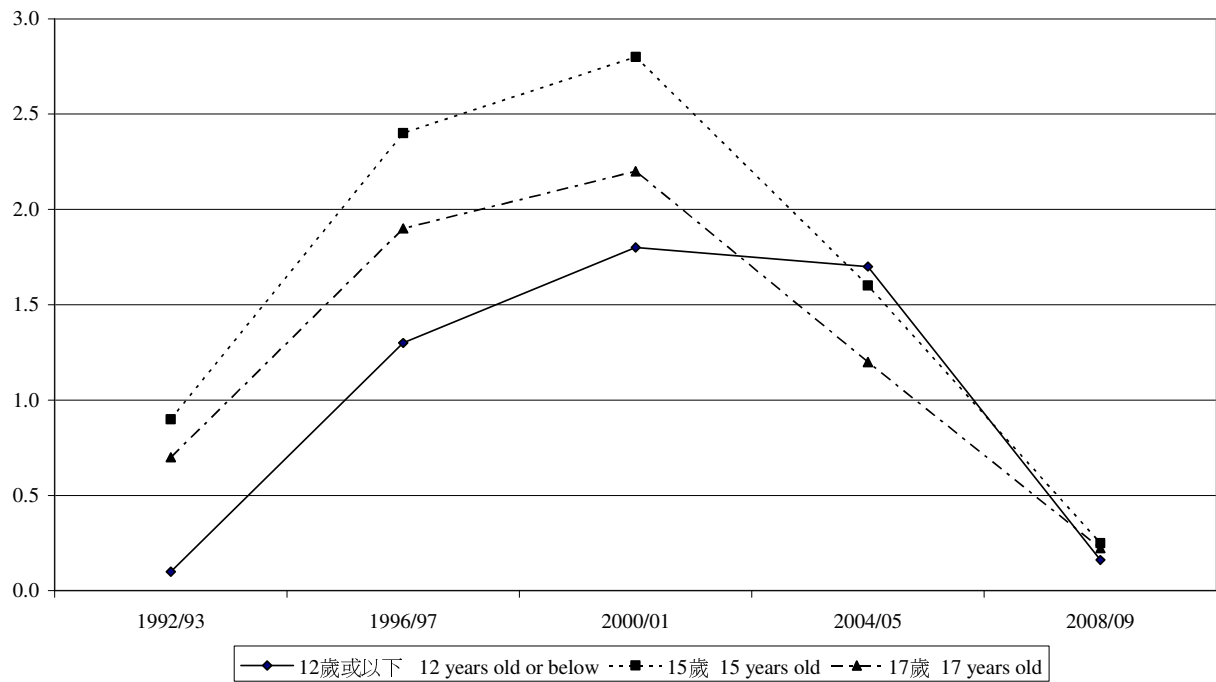


註釋：百分比是以調查範圍內所有中學學生為基礎而計算的。

Note: Percentages are calculated based on all secondary students covered by the survey.

**圖 2.7 曾吸食海洛英的學生所佔比例（按揀選年齡分組）（一九九二／九三年至二零零八／零九年）（中學學生）**  
**Chart 2.7 Rate of lifetime heroin-taking students by selected ages, 1992/93 – 2008/09 (Secondary Students)**

吸食海洛英的比率  
 Rate of taking heroin (%)

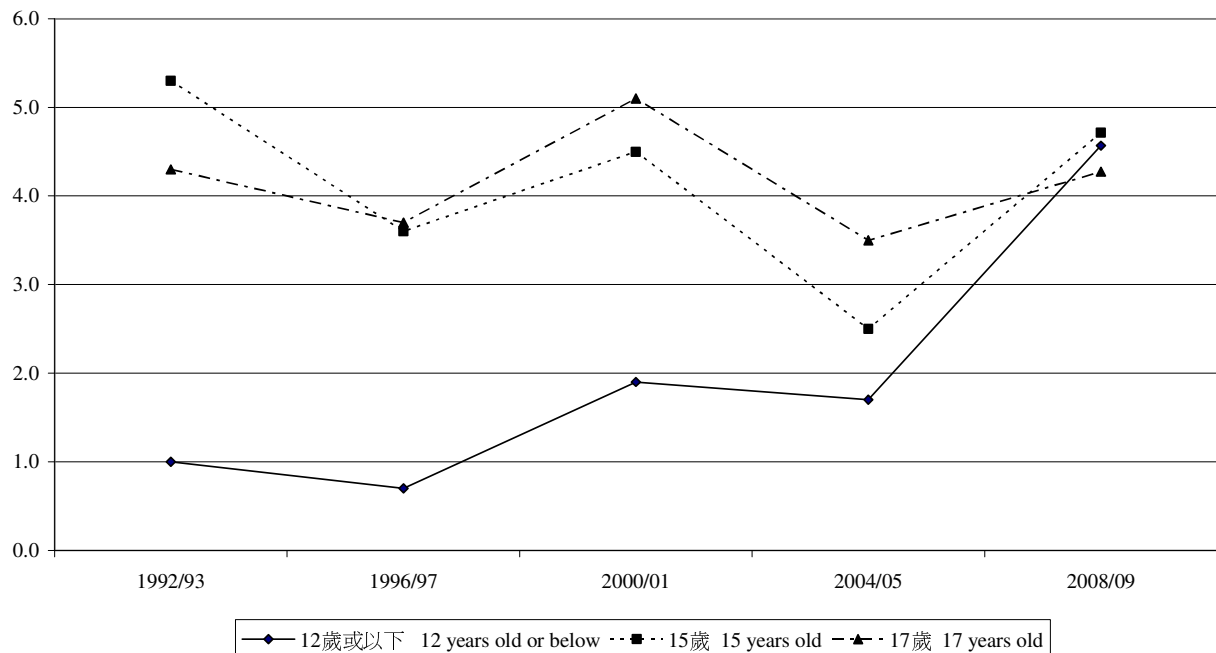


註釋：百分比是以調查範圍內所有中學學生為基礎而計算的。

Note: Percentages are calculated based on all secondary students covered by the survey.

**圖 2.8 曾吸食危害精神毒品的學生所佔比例（按揀選年齡分組）**  
**Chart 2.8 (一九九二／九三年至二零零八／零九年) (中學學生)**  
**Rate of lifetime psychotropic drug-taking students by selected ages, 1992/93 – 2008/09 (Secondary Students)**

吸食危害精神毒品的比率  
 Rate of taking psychotropic drugs (%)



註釋：百分比是以調查範圍內所有中學學生為基礎而計算的。

Note: Percentages are calculated based on all secondary students covered by the survey.



**表 2.1 被吸食的危險精神毒品種類 (中學學生)**  
**Table 2.1 Type of psychotropic drugs taken (Secondary Students)**

危險精神毒品種類 Type of psychotropic drugs	2004/05 <sup>1</sup> (%)	2008/09 <sup>1</sup> (%)
K仔 (茄/ 氯胺酮) Ketamine (K, Ket, K Zai, Special k, Vitamin)	51.0	49.4
大麻 (草/ 大麻花/ 大麻精/ 大麻油) Cannabis (Grass/ Marijuana/ Pot/ Hash/ joint)	49.5	35.6
搖頭丸 (亞甲二氧基甲基安非他明) Ecstasy (MDMA)	44.7	32.0
咳水/ 咳丸 (O仔/ MB/ 黃豆仔/ DM丸) Codeine/ Cough medicines	21.0	26.4
冰 (冰毒) Ice	17.3	20.4
天拿水 (膠水/ 強力膠/ 打火機油/ 有機溶劑) Thinner (Glue/ Lighter fuel gas/ Organic solvent)	20.9	15.3
五仔 (哈哈笑/ Give-me-five) Give-me-five	16.5	14.2
可卡因 Cocaine/ XTC	11.3	13.8
白瓜子 (藍精靈/ 速眠安) Halcion (Dormicum)	16.1	8.6

註釋： 1. 學生可選擇多過一個答案。

2. 百分比是以提供有關資料的吸食危險精神毒品的中學學生為基礎而計算的。

Notes: 1. Students were allowed to choose more than one answer.

2. Percentages are calculated based on the secondary students who had taken psychotropic drugs and provided the relevant information.

**表 2.2 購買毒品的主要金錢來源（中學學生）**  
**Table 2.2 Main sources of money for buying drugs (Secondary Students)**

主要金錢來源 Main sources of money	2004/05 (%)	2008/09 <sup>1</sup> (%)
免費 Free of charge	N.A.	61.6
零用錢 Pocket money	36.5	37.4
偷竊 Stealing	N.A.	10.0
出售毒品 Sell drugs	N.A.	8.6
做合法兼職得來的錢 Earn from doing legal part-time jobs	5.5	8.5
其他不法途徑 Other illegal sources	11.3	7.7
向朋友 / 同學借來的錢 Borrow from friends/ schoolmates	2.0	5.7
上述外的其他財政來源 Other sources of money except the above	44.7	7.8

註釋： 1. 學生可選擇多過一個答案。

2. 百分比是以提供有關資料的吸食毒品的中學學生為基礎而計算的。

Notes: 1. Students were allowed to choose more than one answer.

2. Percentages are calculated based on drug-taking secondary students who had provided relevant information.

**表 2.3 購買毒品的主要金錢來源（按吸食毒品學生的性別分組）（中學學生）**  
**Table 2.3 Main sources of money for buying drugs among drug-taking students by sex (Secondary Students)**

主要金錢來源 Main sources of money	男 Male (%)	女 Female (%)	所有吸食毒品的中學學生 All drug-taking secondary students (%)
免費 Free of charge	59.2	67.2	61.6
零用錢 Pocket money	35.7	40.3	37.4
偷竊 Stealing	10.0	8.5	10.0
出售毒品 Sell drugs	9.7	5.7	8.6
做合法兼職得來的錢 Earn from doing legal part-time jobs	9.9	7.1	8.5
其他不法途徑 Other illegal sources	8.8	5.0	7.7
向朋友 / 同學借來的錢 Borrow from friends/ schoolmates	6.3	4.9	5.7
上述外的其他財政來源 Other sources of money except the above	7.3	8.4	7.8

註釋： 1. 學生可選擇多過一個答案。

2. 百分比是以提供有關資料的各性別組別吸食毒品的中學學生為基礎而計算的。

Notes: 1. Students were allowed to choose more than one answer.

2. Percentages are calculated based on drug-taking secondary students in the respective sex groups who had provided relevant information.

**表 2.4 通常吸食毒品的地方 (中學學生)**  
**Table 2.4 Usual venues for taking drugs (Secondary Students)**

通常吸食毒品的地方 Usual venues for taking drugs	2004/05 (%)	2008/09 <sup>1</sup> (%)
朋友 / 同學 / 鄰居的家中 <sup>2</sup> Friend's/ schoolmate's/ neighbour's home <sup>2</sup>	19.1	36.2
卡拉 OK / 的士高 Karaoke/ disco	19.1	25.1
自己家中 My home	11.7	25.0
公眾遊樂場 / 球場 / 公園 / 公廁 Public playground/ park/ public toilet	7.5	22.0
酒吧 Bar/ pub	1.4	17.0
大廈梯間或大廈的公眾地方 Staircase or public area in building	N.A.	16.3
網吧 Internet café	1.4	13.6
學校 (包括宿舍) School (including dormitory)	5.2	10.9
其他樓上娛樂場所 Other upstairs entertainment venues	N.A.	10.3
沙灘 Beach	N.A.	8.3
電子遊戲機中心 Video game centre	1.7	7.6
出租屋 / 渡假屋 / 出租地方 Holiday rental resort/ rental place	0.8	6.9
商場 Shopping malls	N.A.	5.8
戲院 Cinema	N.A.	4.4
商店 Shops	N.A.	3.4
其他地方 Other places	32.2	23.9

註釋： 1. 學生可選擇多過一個答案。

2. 在二零零四／零五年的調查中，選項的字眼為 (一)「好朋友家中」；(二)「同學家中」；及 (三)「鄰居家中」。

3. 百分比是以提供有關資料的吸食毒品的中學學生為基礎而計算的。

Notes: 1. Students were allowed to choose more than one answer.

2. In the 2004/05 Survey, the choice was phrased as i) "My close friend's home"; ii) "My schoolmate's home"; and "My neighbour's home".

3 Percentages are calculated based on drug-taking secondary students who had provided relevant information

**表 2.5 通常吸食毒品的地方（按性別分組）（中學學生）**  
**Table 2.5 Usual venues for taking drugs by sex (Secondary Students)**

通常吸食毒品的地方 Usual venues for taking drugs	男 Male (%)	女 Female (%)	所有吸食毒品的中學學生 All drug-taking secondary students (%)
朋友 / 同學 / 鄰居的家中 Friend's/ schoolmate's/ neighbour's home	31.6	43.5	36.2
卡拉 OK / 的士高 Karaoke/ disco	23.9	26.8	25.1
自己家中 My home	25.2	23.6	25.0
公眾遊樂場 / 球場 / 公園 / 公廁 Public playground/ park/ public toilet	20.2	25.3	22.0
酒吧 Bar/ pub	16.4	17.8	17.0
大廈梯間或大廈的公眾地方 Staircase or public area in building	14.0	19.8	16.3
網吧 Internet café	13.7	13.0	13.6
學校 (包括宿舍) School (including dormitory)	11.9	8.2	10.9
其他樓上娛樂場所 Other upstairs entertainment venues	10.0	10.6	10.3
沙灘 Beach	8.4	7.9	8.3
電子遊戲機中心 Video game centre	7.7	7.3	7.6
出租屋 / 渡假屋 / 出租地方 Holiday rental resort/ rental place	6.6	7.6	6.9
商場 Shopping malls	5.9	5.6	5.8
戲院 Cinema	4.6	3.5	4.4
商店 Shops	3.7	2.7	3.4
其他地方 Other places	27.1	19.4	23.9

註釋： 1. 學生可選擇多過一個答案。

2. 百分比是以提供有關資料的各性別組別吸食毒品的中學學生為基礎而計算的。

Notes: 1. Students were allowed to choose more than one answer.

2. Percentages are calculated based on drug-taking secondary students in the respective sex groups who had provided relevant information.

**表 2.6 提供毒品的人 (中學學生)**  
**Table 2.6 Suppliers of drugs (Secondary Students)**

提供毒品的人 Suppliers of drugs	2004/05 (%)	2008/09 <sup>1</sup> (%)
朋友 <sup>2</sup> Friends <sup>2</sup>	46.6	39.5
兄弟姊妹 Brothers/ sisters	2.1	24.8
同學 Schoolmates	4.7	19.4
毒販 Drug dealers	14.9	13.0
男朋友 / 女朋友 Boyfriend/ girlfriend	N.A.	10.7
陌生人 Strangers	3.0	8.9
網友 Webpals	N.A.	8.8
父母 Parents	4.2	7.9
藥房 Pharmacies	3.4	7.5
鄰居 Neighbours	0.7	4.8
親戚 Relatives	1.4	4.2
其他 Others	19.0	17.9

註釋： 1. 學生可選擇多過一個答案。

2. 在二零零四／零五年的調查中，選項的字眼為 (一)「好朋友」及(二)「其他朋友」。

3. 百分比是以提供有關資料的吸食毒品的中學學生為基礎而計算的。

Notes: 1. Students were allowed to choose more than one answer.

2. In the 2004/05 Survey, the choice was phrased as: i) "Close friends"; and ii) "Some other friends".

3. Percentages are calculated based on drug-taking secondary students who had provided relevant information.

表 2.7 提供毒品的人（按吸食毒品學生的性別分組）（中學學生）

Table 2.7 Suppliers of drugs by sex of drug-taking students (Secondary Students)

提供毒品的人 Suppliers of drugs	男 Male (%)	女 Female (%)	所有吸食毒品的中學學生 All drug-taking secondary students (%)
朋友 Friends	37.1	44.5	39.5
兄弟姊妹 Brothers/ sisters	25.4	23.9	24.8
同學 Schoolmates	20.5	18.7	19.4
毒販 Drug dealers	13.1	12.3	13.0
男朋友 / 女朋友 Boyfriend/ girlfriend	6.4	15.4	10.7
陌生人 Strangers	9.8	6.7	8.9
網友 Webpals	9.5	8.1	8.8
父母 Parents	8.2	7.1	7.9
藥房 Pharmacies	7.7	6.2	7.5
鄰居 Neighbours	5.2	3.0	4.8
親戚 Relatives	4.7	2.3	4.2
其他 Others	20.0	15.7	17.9

註釋： 1. 學生可選擇多過一個答案。

Notes: 1. Students were allowed to choose more than one answer.

2. 百分比是以提供有關資料的各性別組別吸食毒品的中學學生為基礎而計算的。

2. Percentages are calculated based on drug-taking secondary students in the respective sex groups who had provided relevant information.

**表 2.8 與哪些人一起吸食毒品（中學學生）**  
**Table 2.8 Persons with whom taking drugs together (Secondary Students)**

和哪些人一同吸食毒品 Persons with whom taking drugs together	2004/05	2008/09 <sup>1</sup>
	吸食危害精神毒品的中學學生 Psychotropic drugs-taking secondary students (%)	所有吸食毒品的中學學生 All drug-taking secondary students (%)
朋友 <sup>2</sup> Friends 2	62.1	47.5
同學 Schoolmates	4.4	24.0
男朋友 / 女朋友 Boyfriend/ girlfriend	N.A.	21.7
獨自服用 Alone	10.1	14.7
網友 Webpals	N.A.	10.1
毒販 Drug dealers	2.3	9.1
父母 Parents	3.2	7.8
兄弟姊妹 Brothers/ sisters	2.4	7.8
陌生人 Strangers	2.6	7.7
親戚 Relatives	1.4	7.4
鄰居 Neighbours	1.1	6.4
其他 Others	10.4	19.2

註釋： 1. 學生可選擇多過一個答案。

2. 在二零零四／零五年的調查中，選項的字眼為（一）「好朋友」及（二）「其他朋友」。

3. 百分比是以提供有關資料的吸食毒品的中學學生為基礎而計算的。

Notes: 1. Students were allowed to choose more than one answer.

2. In the 2004/05 Survey, the choice was phrased as: i) “Close friends”; and ii) “Some other friends”.

3. Percentages are calculated based on drug-taking secondary students who had provided relevant information.



**表 2.9 與哪些人一起吸食毒品（按性別分組）（中學學生）**  
**Table 2.9 Persons with whom taking drugs together by sex (Secondary Students)**

和哪些人一同吸食毒品 Persons with whom taking drugs together	男 Male (%)	女 Female (%)	所有吸食毒品的中學學生 All drug-taking secondary students (%)
朋友 Friends	44.7	53.2	47.5
同學 Schoolmates	25.9	21.5	24.0
男朋友 / 女朋友 Boyfriend/ girlfriend	16.5	28.2	21.7
獨自服用 Alone	15.9	13.2	14.7
網友 Webpals	9.7	10.7	10.1
毒販 Drug dealers	8.1	8.5	9.1
父母 Parents	7.8	6.2	7.8
兄弟姊妹 Brothers/ sisters	7.7	7.2	7.8
陌生人 Strangers	6.9	8.1	7.7
親戚 Relatives	7.7	7.0	7.4
鄰居 Neighbours	6.6	5.6	6.4
其他 Others	20.5	16.7	19.2

註釋： 1. 學生可選擇多過一個答案。

2. 百分比是以提供有關資料的各性別組別吸食毒品的中學學生為基礎而計算的。

Notes: 1. Students were allowed to choose more than one answer.

2. Percentages are calculated based on drug-taking secondary students in the respective sex groups who had provided relevant information.

**表 2.10 首次吸食毒品年齡（中學學生）**  
**Table 2.10 Age of first drug-taking (Secondary Students)**

首次吸食毒品年齡 Age of first drug-taking	2004/05		2008/09
	吸食海洛英的中學學生 Heroin-taking secondary students (%)	吸食危害精神毒品的中學學生 Psychotropic drugs-taking secondary students (%)	所有吸食毒品的中學學生 All drug-taking secondary students (%)
10 歲或以下 10 or below	26.8	13.4	15.6
11-12	9.1	11.5	5.7
13-14	14.1	30.0	11.5
15-16	5.8	23.3	6.6
17-18	1.1	4.9	1.2
19-20	0.1	0.4	#
21 歲或以上 21 or above	0.0	0.0	0.0
記不起 Forgot	43.1	16.5	59.4
總計 Total	100.0	100.0	100.0

註釋： 1. 百分比是以提供有關資料的吸食毒品的中學學生為基礎而計算的。

2. # 少於 0.05.

Notes: 1. Percentages are calculated based on drug-taking secondary students who had provided relevant information.

2. # Less than 0.05.

**表 2.11 吸食毒品的原因（中學學生）**  
**Table 2.11 Reasons for taking drugs (Secondary Students)**

吸食毒品的原因 Reasons for taking drugs	2004/05 (%)	2008/09 <sup>1</sup> (%)
好奇 Curiosity	33.1	39.4
消愁解悶 / 逃避不开心或不安的感覺 Relief of boredom/ depression/ anxiety	9.9	29.7
受朋輩影響 Peer influence	14.3	29.5
尋求刺激 To seek euphoria/ sensory satisfaction	13.7	24.7
減輕壓力 To relieve stress	6.3	24.5
提神 To freshen up myself	3.9	16.0
跟潮流 To be trendy	N.A.	16.0
炫耀 To show off	1.6	13.4
其他原因 Other reasons	17.2	25.5

註釋： 1. 學生可選擇多過一個答案。

2. 百分比是以提供有關資料的吸食毒品的中學學生為基礎而計算的。

Notes: 1. Students were allowed to choose more than one answer.

2. Percentages are calculated based on drug-taking secondary students who had provided relevant information.

**表 2.12 吸食毒品的原因（按性別分組）（中學學生）**  
**Table 2.12 Reasons for taking drugs by sex (Secondary Students)**

吸食毒品的原因 Reasons for taking drugs	男 Male (%)	女 Female (%)	所有吸食毒品的中學學生 All drug-taking secondary students (%)
好奇 Curiosity	39.2	40.6	39.4
消愁解悶 / 逃避不開心或不安的感覺 Relief of boredom/ depression/ anxiety	23.1	38.0	29.7
受朋輩影響 Peer influence	27.4	32.6	29.5
尋求刺激 To seek euphoria/ sensory satisfaction	24.8	24.0	24.7
減輕壓力 To relieve stress	22.4	27.3	24.5
提神 To freshen up myself	14.4	17.4	16.0
跟潮流 To be trendy	17.1	13.7	16.0
炫耀 To show off	12.8	13.3	13.4
其他原因 Other reasons	25.0	25.1	25.5

註釋： 1. 學生可選擇多過一個答案。

2. 百分比是以提供有關資料的各性別組別吸食毒品的中學學生為基礎而計算的。

Notes: 1. Students were allowed to choose more than one answer.

2. Percentages are calculated based on drug users among secondary students in the respective sex groups who had provided relevant information.

**表 2.13 吸食毒品學生的估計人數和所佔比例（按居住地區分組）（中學學生）**  
**Table 2.13 Estimated number and proportion of drug-taking students by residential district (Secondary Students)**

居住分區 Residential district	2004/05		2008/09	
	No.	(%)	No.	(%)
中西區 Central & Western	740	4.4	610	4.3
灣仔區 Wanchai	320	4.2	390	5.2
東區 Eastern	1 240	3.3	1 370	3.8
南區 Southern	640	4.3	590	3.3
油尖旺區 Yau Tsim Mong	580	4.0	790	4.3
深水埗區 Sham Shui Po	630	2.7	1 240	5.4
九龍城區 Kowloon City	560	2.6	700	3.3
黃大仙區 Wong Tai Sin	940	3.2	770	2.7
觀塘區 Kwun Tong	1 200	2.8	2 270	5.2
葵青區 Kwai Tsing	1 110	3.1	1 270	3.6
荃灣區 Tsuen Wan	500	3.0	730	3.8
屯門區 Tuen Mun	1 030	2.3	920	2.5
元朗區 Yuen Long	1 680	4.6	2 020	4.5
北區 North	1 090	3.8	1 090	4.6
大埔區 Tai Po	910	3.6	900	4.1
沙田區 Shatin	1 100	2.1	1 120	2.9
西貢區 Sai Kung	580	2.5	1 220	4.9
離島區 Islands	380	9.9	730	6.8
全港總計 Overall Hong Kong	15 410	3.3	20 640	4.3

註釋： 1. 百分比是以提供有關資料，並吸食毒品的各組別中學學生為基礎而計算的。

2. 除了 18 區外，部分學生在深圳居住。由於樣本數目不足，難以估計吸食毒品學生所佔比例，故上表沒有列出該批學生的數據。

3. 部份學生沒有提供他們的住區。因此全港的學生數目不能從 18 區相加所得。

4. 由於四捨五入關係，統計表內個別項目的數字加起來可能與總數略有出入。

Notes: 1. Percentages are calculated based on drug-taking secondary students in the respective groups who had provided relevant information.

2. In addition to the 18 districts, some students reported their area of residence in Shenzhen. They are not shown in the above table due to insufficient samples to estimate the rate of drug-taking students.

3. Some of the students did not report their area of residence. Hence, the sum of the 18 districts cannot add up to the overall figure of Hong Kong.

4. There may be a slight discrepancy between the sum of individual items and the total as shown in the tables owing to rounding.

**表 2.14 曾否在中國內地吸食毒品（中學學生）**  
**Table 2.14 Whether took drugs in Mainland China (Secondary Students)**

曾否在中國內地吸食毒品 Whether took drugs in Mainland China	2008/09	
	曾吸食毒品的中學學生 Lifetime drug-taking secondary students (%)	30 天內曾吸食毒品的中學學生 30-day drug-taking secondary students (%)
有 Yes	33.0	37.8
沒有 No	67.0	62.2
總計 Total	100.0	100.0

註釋： 百分比是以提供有關資料的曾吸食毒品或在調查前三十天內曾吸食毒品的中學學生為基礎而計算的。

Note: Percentages are calculated based on drug-taking secondary students who had ever taken drugs in the past 30-days before survey enumeration and had provided relevant information.

**表 2.15 曾在中國內地吸食毒品的城市（中學學生）**  
**Table 2.15 Mainland China cities in which students took drugs (Secondary Students)**

曾在中國內地吸食毒品的城市 Mainland China cities in which students took drugs	2008/09	
	曾吸食毒品的中學學生 Lifetime drug-taking secondary students (%)	30 天內曾吸食毒品的中學學生 30-day drug-taking secondary students (%)
深圳 Shenzhen	54.5	62.3
廣州 Guangzhou	35.8	43.3
東莞 Dongguan	20.8	29.4
澳門 Macau	18.1	31.0
珠海 Zhuhai	17.1	27.1
其他 Others	37.5	41.2

註釋： 1. 學生可選擇多過一個答案。

Notes: 1. Students were allowed to choose more than one answer.

2. 百分比是以提供有關資料的、並曾於中國內地吸食毒品或在調查前三十天內曾吸食毒品的中學學生為基礎而計算的。

2. Percentages are calculated based on drug-taking secondary students who had ever taken drugs in the past 30-days before survey enumeration in Mainland China and had provided relevant information.

**表 2.16 曾否因為吸食毒品問題而向他人求助（中學學生）**  
**Table 2.16 Whether sought help from others in dealing with problems resulted from taking drugs (Secondary Students)**

<b>曾否向他人求助</b> <b>Whether sought help from others</b>	<b>2004/05</b> <b>(%)</b>	<b>2008/09</b> <b>(%)</b>
有 Yes	26.3	24.2
沒有 No	73.7	75.8
總計 Total	100.0	100.0

註釋：百分比是以提供有關資料的吸食毒品的中學學生為基礎而計算的。

Note: Percentages are calculated based on drug-taking secondary students who had provided relevant information.

**表 2.17 給予最大幫助的人（按吸食毒品的學生分組）（中學學生）**  
**Table 2.17 Person who gave the greatest help among drug-taking students (Secondary Students)**

給予最大幫助的人 Person who gave the greatest help	2004/05 (%)	2008/09 (%)
戒毒機構 Drug treatment organisations	N.A.	26.8
社工 Social workers	9.2	14.3
朋友 <sup>1</sup> Friends <sup>1</sup>	24.0	13.9
男朋友 / 女朋友 Boyfriend/ girlfriend	N.A.	12.5
同學 Schoolmates	N.A.	8.5
父母 Parents	10.9	4.7
網友 Webpals	N.A.	2.8
兄弟姊妹 Brothers/ sisters	5.5	2.2
醫生及醫護人員 Doctors and medical staff	N.A.	1.9
警方的學校聯絡主任 <sup>2</sup> Police School Liaison Officer <sup>2</sup>	8.3	1.8
親戚 Relatives	N.A.	0.7
鄰居 Neighbours	N.A.	0.7
老師 Teachers	5.6	0.4
其他 Others	36.5	8.8
總計 Total	100.0	100.0

註釋： 1. 在二零零四／零五年的調查中，選項的字眼為「好朋友」。  
 2. 在二零零四／零五年的調查中，選項的字眼為「警方」。  
 3. 百分比是以提供有關資料的，並曾向他人求助的吸食毒品的中學學生為基礎而計算的。

Notes: 1. In the 2004/05 Survey, the answer was phrased as "Close friends".  
 2. In the 2004/05 Survey, the answer was phrased as "Police".  
 3. Percentages are calculated based on drug-taking secondary students who had sought help from others and had provided relevant information.



**表 2.18 曾嘗試停止吸食毒品或戒毒的原因（按吸食毒品的學生分組）（中學學生）**  
**Table 2.18 Reasons for attempting to stop taking drugs or give up drugs among drug-taking students (Secondary Students)**

2008/09		
曾嘗試停止吸食毒品或戒毒的原因 Reasons for attempting to stop taking drugs or give up drugs	曾吸食毒品的中學學生 Lifetime drug-taking secondary students (%)	30 天內曾吸食毒品的中學學生 30-day drug-taking secondary students (%)
吸毒影響我的健康 Using drugs affected my health	59.7	60.2
吸毒影響我的學業 Using drugs affected my study	36.4	39.8
吸毒影響我的日常生活 Using drugs affected my daily life	34.3	35.1
吸毒影響我的家庭 Using drugs affected my family	27.0	25.2
吸毒影響我與朋友的關係 Using drugs affected the relationship with peers	22.8	22.7
我沒有足夠金錢 I do not have enough money	21.6	30.4
其他原因 Other reasons	34.9	25.9

註釋： 1. 學生可選擇多過一個答案。

2. 百分比是以提供有關資料的曾吸食毒品或在調查前三十天內曾吸食毒品的中學學生為基礎而計算的。

Notes: 1. Students were allowed to choose more than one answer.

2. Percentages are calculated based on drug-taking secondary students who had ever taken drugs or had taken drugs in the past 30-days before survey enumeration and had provided relevant information.

**表 2.19 未曾嘗試停止吸食毒品或戒毒的原因（按吸食毒品的學生分組）（中學學生）**  
**Table 2.19 Reasons for not attempting to stop taking drugs or give up drugs among drug-taking students (Secondary Students)**

未曾嘗試停止吸食毒品或戒毒的原因 Reasons for not attempting to stop taking drugs or give up drugs	2008/09	
	曾吸食毒品的中學學生 Lifetime drug-taking secondary students (%)	30 天內曾吸食毒品的中學學生 30-day drug-taking secondary students (%)
我不覺得自己已經上癮 I do not think I have become addicted	64.2	59.9
我很喜歡吸食毒品後的感覺 I like the feeling after using drugs very much	36.0	49.8
我的朋友仍有吸食毒品 My friends are still using drugs	23.8	33.0
我不認為吸食毒品會對身體造成嚴重損害 I do not think using drugs is harmful to health	22.3	32.5
我的家人沒有阻止我 My family did not stop me	19.5	28.8
戒毒很辛苦 It is hard to give up drugs	14.5	21.3
其他原因 Other reasons	31.9	33.0

註釋：1. 學生可選擇多過一個答案。

Notes: 1. Students were allowed to choose more than one answer.

2. 百分比是以提供有關資料的曾吸食毒品或在調查前三十天內曾吸食毒品的中學學生為基礎而計算的。

2. Percentages are calculated based on drug-taking secondary students who had ever taken drugs or had taken drugs in the past 30-days before survey enumeration and had provided relevant information.

### 3. 不會吸食毒品的中學學生接觸毒品的風險和所得的禁毒資訊

#### Exposure to risk of drugs and anti-drug messages among non-drug-taking secondary students

表 3.1 不會吸食毒品的學生曾否獲提供毒品（中學學生）

Table 3.1 Whether non-drug-taking students had been offered drugs (Secondary Students)

曾否獲提供毒品 Whether been offered drugs	2008/09 (%)
有 Yes	3.3
沒有 No	96.7
總計 Total	100.0

註釋：百分比是以提供有關資料的不會吸食毒品的中學學生為基礎而計算的。

Note: Percentages are calculated based on non-drug-taking secondary students who had provided relevant information.

**表 3.2 提供毒品予不會吸食毒品學生的人（中學學生）**  
**Table 3.2 Persons who offered drugs to non-drug-taking students (Secondary Students)**

提供毒品予學生的人 Persons who offered drugs to students	2008/09
	曾獲提供毒品的不會吸食毒品中學學生 Non-drug-taking secondary students who had been offered drugs (%)
朋友 Friends	57.0
同學 Schoolmates	21.2
陌生人 Strangers	18.9
毒販 Drug dealers	9.9
網友 Webpals	9.8
男朋友 / 女朋友 Boyfriend/ girlfriend	6.3
藥房 Pharmacy	3.8
鄰居 Neighbours	3.4
親戚 Relatives	2.6
兄弟姊妹 Brothers/ sisters	1.1
父母 Parents	1.0
其他 Others	15.5

註釋： 1. 學生可選擇多過一個答案。

2. 百分比是以提供有關資料，並曾獲提供毒品的不會吸食毒品的中學學生為基礎而計算的。

Notes: 1. Students were allowed to choose more than one answer.

2. Percentages are calculated based on non-drug-taking secondary students who had been offered drugs and had provided relevant information.

**表 3.3 提供毒品予不會吸食毒品學生的地方 (中學學生)**  
**Table 3.3 Places where non-drug-taking students were offered drugs (Secondary Students)**

	2008/09
<b>提供毒品予學生的地方</b> <b>Places where students were offered drugs</b>	<b>曾獲提供毒品的不會吸食毒品中學學生</b> <b>Non-drug-taking secondary students who had been offered drugs (%)</b>
公眾遊樂場 / 球場 / 公園 / 公廁 Public playground/ park/ public toilet	34.4
卡拉 OK / 的士高 Karaoke/ disco	23.4
朋友 / 同學 / 鄰居家中 Friend's/ schoolmate's/ neighbour's home	20.4
網吧 Internet café	15.9
酒吧 Bar/ pub	14.8
大廈梯間或大廈的公眾地方 Staircase or public area in building	12.6
學校 (包括宿舍) School (including dormitory)	9.1
電子遊戲機中心 Video game centre	8.6
其他樓上娛樂場所 Other upstairs entertainment venues	8.4
沙灘 Beach	6.6
商場 Shopping malls	6.6
出租屋 / 渡假屋 / 出租地方 Holiday rental resort/ rental place	4.4
自己家中 My home	4.2
戲院 Cinema	2.6
其他地方 Other places	26.3

註釋： 1. 學生可選擇多過一個答案。

2. 百分比是以提供有關資料，並曾獲提供毒品的不會吸食毒品的中學學生為基礎而計算的。

Notes: 1. Students were allowed to choose more than one answer.

2. Percentages are calculated based on non-drug-taking secondary students who had been offered drugs and had provided relevant information.

**表 3.4 令不會吸食毒品學生遠離毒品的因素（中學學生）**  
**Table 3.4 Factors that kept non-drug-taking students away from drugs (Secondary Students)**

<b>令學生遠離毒品的因素</b> <b>Factors that keep students away from drugs</b>	<b>2008/09</b> <b>(%)</b>
吸食毒品會損害健康 Drugs are harmful to health	88.1
我害怕吸毒所帶來的後果 I am afraid of the consequences of using drugs	71.0
我不喜歡吸毒者的形象 I dislike the image of drug users	66.5
藏有毒品是違法的 Possessing drugs is illegal	64.3
我有堅強的意志力去抵抗吸毒 I have strong will power to resist drugs	45.4
有其他比吸食毒品更有趣的事情可做 There are more interesting things to do other than using drugs	39.4
父母 / 兄弟姊妹的影響 Influence of parents/ brothers and sisters	28.8
老師的影響 Influence of teachers	19.7
非吸食毒品朋友的影響 Influence of non-drug using friends	19.6
傳媒 / 偶像的影響 Influence of media/ idols	12.5
其他 Others	11.5

註釋： 1. 學生可選擇多過一個答案。

Notes: 1. Students were allowed to choose more than one answer.

2. 百分比是以提供有關資料的不會吸食毒品的中學學生為基礎而計算的。

2. Percentages are calculated based on non-drug-taking secondary students who had provided relevant information.

**表 3.5 不會吸食毒品學生拒絕毒品的方法（中學學生）**  
**Table 3.5 Methods used to refuse drugs among non-drug-taking students (Secondary Students)**

拒絕毒品的方法 Methods used to refuse drugs	2008/09 (%)
我直接地拒絕 I refused directly myself	66.2
找藉口拒絕 I refused with an excuse	23.7
在場的朋友助我拒絕 My friends helped me to refuse at the scene	12.6
我轉換了話題 / 提議做其他事 I changed the topic/ suggested to do something else	12.0
我向其他人尋求協助 I sought help from others	2.8
其他方法 By other ways	15.8

註釋： 1. 學生可選擇多過一個答案。

2. 百分比是以提供有關資料，並曾獲提供藥物的不會吸食毒品的中學學生為基礎而計算的。

Notes: 1. Students were allowed to choose more than one answer.

2. Percentages are calculated based on non-drug-taking secondary students who had been offered drugs and had provided relevant information.

**表 3.6 不曾吸食毒品學生得知好友吸食毒品後會做的事情 (中學學生)**  
**Table 3.6 Things to do if realized that close friends were taking drugs among non-drug-taking students (Secondary Students)**

得知好友吸食毒品後會做的事情 Things to do if realized that close friends were using drugs	2008/09 (%)
直接與他們對話了解情況 Ask them why they are taking drugs	52.3
勸他們向其他人尋求協助 Persuade them to seek help from others	50.4
疏遠他們 Stay away from them	28.4
告訴老師或父母 Tell my teacher or parents	22.2
裝作不知道 Pretend of knowing nothing	16.8
其他 Others	11.5

註釋： 1. 學生可選擇多過一個答案。

Notes: 1. Students were allowed to choose more than one answer.

2. 百分比是以提供有關資料的不曾吸食毒品的中學學生為基礎而計算的。

2. Percentages are calculated based on non-drug-taking secondary students who had provided relevant information.



**表 3.7 曾否接觸禁毒資訊（中學學生）**  
**Table 3.7 Whether ever heard of anti-drug messages among non-drug-taking students (Secondary Students)**

曾否接觸禁毒資訊 Whether ever heard of anti-drug messages	2008/09 (%)
有 Yes	90.8
沒有 No	9.2
總計 Total	100.0

註釋：百分比是以提供有關資料的不會吸食毒品  
 的中學學生為基礎而計算的。  
 Note: Percentages are calculated based on non-drug-taking secondary students who had provided relevant information.

**表 3.8 禁毒信息的主要資訊來源（中學學生）**  
**Table 3.8 Main sources of anti-drug messages among non-drug-taking students (Secondary Students)**

禁毒信息的主要資訊來源 Main sources of anti-drug messages	2008/09 曾接觸禁毒信息的不會吸食毒品的中學學生 Non-drug-taking secondary students who had heard of anti-drug messages (%)
電視、收音機及報紙等大眾傳播媒介 Mass media such as TV, radio, newspaper, etc	79.1
禁毒講座 Anti-drug talks	71.6
禁毒宣傳海報 Anti-drug posters	68.1
學校課程 School curriculum	61.1
書本 Books	28.0
互聯網（包括電郵 / 網誌 / 即時傳信） The internet (including email/ blog/ MSN)	23.0
志願青少年機構 Voluntary youth agencies	15.1
香港賽馬會藥物資訊天地 The Hong Kong Jockey Club Drug InfoCentre	9.1
其他來源 Other sources	11.0

註釋： 1. 學生可選擇多過一個答案。

Notes: 1. Students were allowed to choose more than one answer.

2. 百分比是以提供有關資料，並曾接觸禁毒信息的不會吸食毒品的中學學生為基礎而計算的。

2. Percentages are calculated based on non-drug-taking secondary students who had ever heard of anti-drug messages and had provided relevant information.

**表 3.9 曾否參與禁毒活動（中學學生）**  
**Table 3.9 Whether ever participated in anti-drug activities among non-drug-taking students (Secondary Students)**

曾否參與禁毒活動 Whether ever participated in anti-drug activities	2008/09 (%)
有 Yes	49.4
沒有 No	50.6
總計 Total	100.0

註釋：百分比是以提供有關資料的不會吸食毒品的中學學生為基礎而計算的。  
 Note: Percentages are calculated based on non-drug-taking secondary students who had provided relevant information.

**表 3.10 曾參與的禁毒活動（中學學生）**  
**Table 3.10 Anti-drug activities ever participated among non-drug-taking students (Secondary Students)**

曾參與的禁毒活動 Anti-drug activities ever participated	2008/09 有參與禁毒活動的不會吸食毒品的中學學生 Non-drug-taking secondary students who had participated in anti-drug activities (%)
研討會/ 講座 Seminars/ talks	83.2
電子遊戲 / 短片 / 網上遊戲 Video games/ video clips/ online games	20.8
電影欣賞 Movie shows	20.1
嘉年華會 Carnivals	18.0
話劇 Drama	12.1
義務工作 Voluntary work	8.4
戶外活動 Outdoor activities	6.5
綜藝表演 / 音樂會 Variety shows/ concerts	5.9
跳舞 / 音樂比賽 Dance/ music competitions	2.3
其他 Others	8.7

註釋： 1. 學生可選擇多過一個答案。

Notes: 1. Students were allowed to choose more than one answer.

2. 百分比是以有參與禁毒活動及提供有關資料的不會吸食毒品的中學學生為基礎而計算的。

2. Percentages are calculated based on non-drug-taking secondary students who had ever participated in anti-drug activities and had provided relevant information.

**表 3.11 有興趣參與的禁毒活動（中學學生）**  
**Table 3.11 Preferred types of anti-drug activities among non-drug-taking students (Secondary Students)**

<b>有興趣參與的禁毒活動</b> <b>Preferred types of anti-drug activities</b>	<b>2008/09</b> <b>(%)</b>
電影欣賞 Movie shows	31.2
電子遊戲 / 短片 / 網上遊戲 Video games/ video clips/ online games	25.7
綜藝表演 / 音樂會 Variety shows/ concerts	23.7
嘉年華會 Carnivals	23.5
話劇 Drama	21.8
跳舞 / 音樂比賽 Dance/ music competitions	18.5
戶外活動 Outdoor activities	14.2
義務工作 Voluntary work	13.0
研討會/ 講座 Seminars/ talks	10.3
我對以上活動均沒有興趣參加 None of the above	30.5

註釋： 1. 學生可選擇多過一個答案。

2. 百分比是以提供有關資料的不會吸食毒品的中學學生為基礎而計算的。

Notes: 1. Students were allowed to choose more than one answer.

2. Percentages are calculated based on non-drug-taking secondary students who had provided relevant information.

**表 3.12 最喜歡由誰傳遞禁毒資訊（中學學生）**  
**Table 3.12 Most preferred person to give drug information among non-drug-taking students (Secondary Students)**

<b>最喜歡由誰傳遞禁毒資訊</b> <b>Most preferred person to give drug information</b>	<b>2008/09</b> <b>(%)</b>
曾經吸毒人士 Ex-drug abusers	44.2
電視 / 電影明星或流行歌手 TV/ movie stars or pop singers	17.4
醫療界專業人士 Medical professionals	8.3
父母 Parents	6.2
老師 Teachers	4.6
社工 Social workers	4.0
有名的運動員 Famous athletes	2.7
政府官員 Government officials	1.0
其他 Others	11.4
<b>總計</b> <b>Total</b>	<b>100.0</b>

註釋：百分比是以提供有關資料的不會吸食毒品的中學學生為基礎而計算的。

Note: Percentages are calculated based on non-drug-taking secondary students who had had provided relevant information.

#### 4. 中學學生對吸食毒品的態度及相關因素

### Attitudes towards drug-taking and associated factors among secondary students

**表 4.1 是否贊成別人吸食毒品及其次數（中學學生）**  
**Table 4.1 Whether approved of people taking drugs and their frequencies (Secondary Students)**

是否贊成別人吸食毒品及其次數 Whether approved of people taking drugs and their frequencies	2008/09		
	曾吸食毒品的中學學生 Drug-taking secondary students (%)	不曾吸食毒品的中學學生 Non-drug-taking secondary students (%)	所有中學學生 All secondary students (%)
不贊成 Disapproved	76.1	97.4	96.5
贊成 Approved	23.9	2.6	3.5
經常吸食毒品 Always use drugs	26.2	14.7	18.1
偶然吸食毒品 Sometimes use drugs	19.3	15.1	16.3
在某些情況下吸食毒品 Use drugs in specific occasion	54.4	70.2	65.6

註釋： 1. 「是否贊成別人吸食毒品」的百分比是以提供有關資料，的各組別中學學生為基礎而計算的。

2. 「贊成別人吸食毒品及其次數」的百分比是以提供有關資料，並贊成別人吸食毒品的各組別中學學生為基礎而計算的。

Notes: 1. Percentages for “whether approved of people taking drugs” are calculated based on secondary students in the respective groups who had provided relevant information.

2. Percentages for “approved of people taking drugs and their frequencies” are calculated based on secondary students in the respective groups who approved of people using drugs and had provided relevant information.

**表 4.2 對毒品禍害的看法（中學學生）**  
**Table 4.2 Perception on harmful effects of drugs (Secondary Students)**

2008/09			
是否同意下列句子 Whether agreed with the following statements	曾吸食毒品的中學學生 Drug-taking secondary students (%)	不曾吸食毒品的中學學生 Non-drug-taking secondary students (%)	所有中學學生 All secondary students (%)
「我相信吸食毒品會令我的外表變得難看。」 “I believe using drugs will affect my appearance.”			
同意 Agreed	74.7	92.7	91.9
不同意 Disagreed	25.3	7.3	8.1
「我相信吸食毒品會損害健康。」 “I believe using drugs will harm one’s health.”			
同意 Agreed	82.9	95.2	94.7
不同意 Disagreed	17.1	4.8	5.3
「如果我吸食毒品, 我的學業必定會受到影響。」 “I believe drug abuse will affect my study.”			
同意 Agreed	71.4	90.3	89.5
不同意 Disagreed	28.6	9.7	10.5

註釋：百分比是以提供有關資料的各組別中學學生為基礎而計算的。

Note: Percentages are calculated based on secondary students in the respective groups who had provided relevant information.

**表 4.3 比較「濫用藥物」及／或「吸食毒品」對健康的害處（中學學生）**  
**Table 4.3 Whether “substance abuse” and / or “drug abuse” is more harmful to health (Secondary Students)**

「濫用藥物」及 / 或「吸食毒品」對健康的害處較大 Whether “substance abuse” and / or “drug abuse” is more harmful to health	2008/09		
	曾吸食毒品的中學學生 Drug-taking secondary students (%)	不會吸食毒品的中學學生 Non-drug-taking secondary students (%)	所有中學學生 All secondary students (%)
「濫用藥物」對健康的害處較大 “Substance abuse” is more harmful to health	19.2	18.3	18.3
「吸食毒品」對健康的害處較大 “Drug abuse” is more harmful to health	21.8	23.9	23.8
兩者沒有分別 They are the same	59.0	57.9	57.9
總計 Total	100.0	100.0	100.0

註釋：百分比是以提供有關資料的各組別的中學學生為基礎而計算的。

Note: Percentages are calculated based on secondary students in the respective groups who had provided relevant information.

**表 4.4 比較「傳統毒品」（如白粉）及／或「危害精神毒品」（包括九仔類毒品如搖頭丸、K仔、冰毒等）對健康的損害（中學學生）**  
**Table 4.4 Whether “traditional drugs” (such as heroin) and / or “psychotropic drugs” (including psychotropic substances such as ecstasy, K, ice, etc) is more harmful to health (Secondary Students)**

比較「傳統毒品」及 / 或「危害精神毒品」對健康的損害 Whether “traditional drugs” and / or “psychotropic drugs” is more harmful to health	2008/09		
	曾吸食毒品的中學學生 Drug-taking secondary students (%)	不會吸食毒品的中學學生 Non-drug-taking secondary students (%)	所有中學學生 All secondary students (%)
吸食「傳統毒品」對健康的損害較大 Abusing “traditional drugs” is more harmful to health	14.5	5.4	5.8
吸食「危害精神毒品」對健康的損害較大 Abusing “psychotropic drugs” is more harmful to health	19.9	19.5	19.5
兩者沒有分別 They are equally harmful	65.6	75.1	74.7
總計 Total	100.0	100.0	100.0

註釋：百分比是以提供有關資料的各組別中學學生為基礎而計算的。

Note: Percentages are calculated based on secondary students in the respective groups who had provided relevant information.

**表 4.5 學生吸食毒品的傾向（中學學生）**  
**Table 4.5 Students' inclination to taking drugs (Secondary Students)**

是否同意下列句子 Whether agreed with the following statements	2008/09		
	曾吸食毒品的中學學生 Drug-taking secondary students (%)	不會吸食毒品的中學學生 Non-drug-taking secondary students (%)	所有中學學生 All secondary students (%)
「我認為吸食毒品是很合潮流的事。」 “I believe using drugs is trendy.”			
同意 Agreed	20.7	5.8	6.4
不同意 Disagreed	79.3	94.2	93.6
「如果有機會的話我會嘗試吸食毒品。」 “I will try drugs if there is an opportunity.”			
同意 Agreed	23.8	4.8	5.6
不同意 Disagreed	76.2	95.2	94.4
「如果我吸食毒品，我不介意家人知道。」 “If I use drugs, I do not mind to let my family know.”			
同意 Agreed	26.0	19.0	19.3
不同意 Disagreed	74.0	81.0	80.7
「如果我吸食毒品，我不介意朋友知道。」 “If I use drugs, I do not mind to let my friends know.”			
同意 Agreed	45.2	30.8	31.4
不同意 Disagreed	54.8	69.2	68.6
「我相信吸食毒品可以令我玩得更開心。」 “I believe taking drugs brings me more fun.”			
同意 Agreed	30.6	8.8	9.7
不同意 Disagreed	69.4	91.2	90.3
「我相信吸食毒品的青少年可受到異性的歡迎。」 “I believe drug abusers are attractive to the opposite sex.”			
同意 Agreed	17.5	5.3	5.8
不同意 Disagreed	82.5	94.7	94.2

註釋： 百分比是以提供有關資料的各組別中學學生為基礎而計算的。

Note: Percentages are calculated based on secondary students in the respective groups who had provided relevant information.



表 4.5  
Table 4.5

學生吸食毒品的傾向（中學學生）（續）  
Students' inclination to taking drugs (Secondary Students) (Cont.)

2008/09			
是否同意下列句子 Whether agreed with the following statements	曾吸食毒品的中學學生 Drug-taking secondary students (%)	不會吸食毒品的中學學生 Non-drug-taking secondary students (%)	所有中學學生 All secondary students (%)
「我相信如果我拒絕吸食毒品，朋友會笑我沒膽量。」 “I believe if I refuse to use drugs, my friends will tease me as being timid.”			
同意 Agreed	22.6	12.0	12.5
不同意 Disagreed	77.4	88.0	87.5
「我相信吸食毒品可以令我和朋友更容易相處。」 “I believe taking drugs helps me to get along with my friends better.”			
同意 Agreed	17.3	4.1	4.7
不同意 Disagreed	82.7	95.9	95.3
「今時今日，吸食丸仔類毒品與吸煙無異，只是一種嗜好。」 “Just like smoking, taking psychotropic substances is a hobby nowadays.”			
同意 Agreed	30.7	15.7	16.4
不同意 Disagreed	69.3	84.3	83.6

註釋： 百分比是以提供有關資料的各組別中學學生為基礎而計算的。

Note: Percentages are calculated based on secondary students in the respective groups who had provided relevant information.

**表 4.6 對在港吸食毒品的違法性的看法（中學學生）**  
**Table 4.6 Perception on illegality of taking drugs in Hong Kong (Secondary Students)**

對在港吸食毒品的違法性的看法 Perception on illegality of taking drugs in Hong Kong	2008/09		
	曾吸食毒品的中學學生 Drug-taking secondary students (%)	不曾吸食毒品的中學學生 Non-drug-taking secondary students (%)	所有中學學生 All secondary students (%)
「吸食傳統毒品是犯法的。」 “Taking traditional drugs is against the law.”			
是 Yes	81.3	93.7	93.2
否 No	18.7	6.3	6.8
總計 Total	100.0	100.0	100.0
「吸食危害精神毒品是犯法的。」 “Taking psychotropic drugs is against the law.”			
是 Yes	81.9	93.7	93.2
否 No	18.1	6.3	6.8
總計 Total	100.0	100.0	100.0

註釋：百分比是以提供有關資料的各組別中學學生為基礎而計算的。

Note: Percentages are calculated based on secondary students in the respective groups who had provided relevant information.

**表 4.7 自我形象（中學學生）**  
**Table 4.7 Self-perception (Secondary Students)**

是否同意下列句子 Whether agreed with the following statements	2008/09		
	曾吸食毒品的中學學生 Drug-taking secondary students (%)	不曾吸食毒品的中學學生 Non-drug-taking secondary students (%)	所有中學學生 All secondary students (%)
「如果我盡力去做的話，我總是能夠解決難題的。」 “I can always manage to solve difficult problems if I try hard enough.”			
同意 Agreed	77.3	87.1	86.6
不同意 Disagreed	22.7	12.9	13.4
「總括來說，我對自己感到滿意。」 “Most of the time, I am satisfied with myself.”			
同意 Agreed	69.7	78.4	78.0
不同意 Disagreed	30.3	21.6	22.0
「我有自信能有效地應付任何突如其來的事情。」 “I am confident that I could deal efficiently with unexpected events.”			
同意 Agreed	65.4	68.9	68.7
不同意 Disagreed	34.6	31.1	31.3
「與別人爭執時我會以「心平氣和」的態度來解決問題。」 “I handle arguments calmly.”			
同意 Agreed	56.0	65.6	65.2
不同意 Disagreed	44.0	34.4	34.8
「當我遇到困難，我很容易放棄。」 “I give up very easily when I am challenged.”			
同意 Agreed	34.5	28.3	28.6
不同意 Disagreed	65.5	71.7	71.4
「有些時候，我會覺得自己是一無是處。」 “Sometimes I think I am no good at all.”			
同意 Agreed	50.3	48.4	48.5
不同意 Disagreed	49.7	51.6	51.5

註釋：百分比是以提供有關資料的各組別的中學學生為基礎而計算的。

Note: Percentages are calculated based on secondary students in the respective groups who had provided relevant information.

**表 4.8 與家人、校方及同輩的關係（中學學生）**  
**Table 4.8 Relationship with family, school and peers (Secondary Students)**

是否同意下列句子 Whether agreed with the following statements	2008/09		
	曾吸食毒品的中學學生 Drug-taking secondary students (%)	不會吸食毒品的中學學生 Non-drug-taking secondary students (%)	所有中學學生 All secondary students (%)
「我的父母關注我的感受。」 “My parents care about my feelings.”			
同意 Agreed	65.6	76.8	76.4
不同意 Disagreed	34.4	23.2	23.6
「我覺得自己在學校裡佔有重要的位置。」 “I feel I am well-liked in school.”			
同意 Agreed	48.1	48.1	48.1
不同意 Disagreed	51.9	51.9	51.9
「在好朋友之間我常常有自己的主意。」 “I always have my own idea among my group of friends.”			
同意 Agreed	69.9	75.2	75.0
不同意 Disagreed	30.1	24.8	25.0
「我的好朋友不可以做違法或違規的事情。」 “My close friends do not do anything that breaks the law.”			
同意 Agreed	51.6	66.2	65.5
不同意 Disagreed	48.4	33.8	34.5
「我非常容易受好朋友影響。」 “I am influenced by my close friends easily.”			
同意 Agreed	49.0	50.1	50.0
不同意 Disagreed	51.0	49.9	50.0
「我常常會不遵守校規。」 “I often break school rules”.			
同意 Agreed	40.1	22.4	23.1
不同意 Disagreed	59.9	77.6	76.9

註釋：百分比是以提供有關資料的各組別中學學生為基礎而計算的。

Note: Percentages are calculated based on secondary students in the respective groups who had provided relevant information.

**表 4.9 在閒餘時常做的事情（中學學生）**  
**Table 4.9 Things to do in free time (Secondary Students)**

在閒餘時常做的事情 Things to do in free time	2008/09		
	曾吸食毒品的中學學生 Drug-taking secondary students (%)	不曾吸食毒品的中學學生 Non-drug-taking secondary students (%)	所有中學學生 All secondary students (%)
看電視 / 聽電台節目或音樂 Watch TV/ listen to the radio or music	54.7	71.1	70.4
互聯網活動(例如上網 / 寫 Blog / MSN) Internet activities (e.g. surfing the Internet/ writing Blog/ MSN)	48.9	64.6	63.9
與朋友聊天 Chat with friends	56.8	64.0	63.7
睡覺 Sleep	54.5	61.8	61.5
在家無所事事 Hanging around at home	36.4	42.1	41.8
玩電子遊戲 Play video games	51.0	57.5	57.2
看電影 Watch movies	46.6	51.0	50.8
購物 / 逛街 Shopping/ wandering on streets	46.5	48.8	48.7
做運動 / 戶外活動 Play sports/ outdoor activities	35.6	42.0	41.7
閱讀 Read books	26.6	41.1	40.5
看漫畫 Read comics	26.7	32.8	32.5
參與課外活動 After school activities	18.4	22.4	22.2
往卡拉 OK 或的士高 Go to karaoke or discos	27.3	18.7	19.1
文化活動(例如玩樂器 / 畫畫 / 跳舞) Cultural activities (e.g. play instruments/ drawing/ dancing)	15.8	18.0	17.9
參與義工服務 Participate in voluntary work	10.0	9.9	9.9
其他 Others	25.4	17.7	18.0

註釋： 1. 學生可選擇多過一個答案。

2. 百分比是以提供有關資料的各組別中學學生為基礎而計算的。

Notes: 1. Students were allowed to choose more than one answer.

2. Percentages are calculated based on secondary students in the respective groups who had provided relevant information.

**表 4.10 在調查前六個月內曾遇到行為與學業問題的學生所佔比例（中學學生）**  
**Table 4.10 Behavioural and school problems in the six months before survey enumeration (Secondary Students)**

行為與學業問題 Behavioural and school problems	2008/09		
	曾吸食毒品的中學學生 Drug-taking secondary students (%)	不會吸食毒品的中學學生 Non-drug-taking secondary students (%)	所有中學學生 All secondary students (%)
被同學欺負 Bullied by schoolmates	33.7	30.0	30.1
被學校記缺點，小過，大過或收警告信 Warned by school	50.9	30.1	31.0
被流氓騷擾 Harassed by triads/ gangsters	27.2	11.8	12.5
和父親或母親超過一星期沒見面 Have not seen mom or dad for more than a week	25.5	15.8	16.2
逃學 Skipped school	24.4	6.3	7.0
偷東西 Stole things	19.8	5.7	6.3
離家出走 Run away from home	18.7	3.9	4.5
毆打他人 Bullied someone	25.3	7.8	8.5
與黑社會來往 Involved in triad society	26.9	4.5	5.5
午夜在街上流連 Roaming around at night	43.7	20.6	21.6

註釋： 百分比是以提供有關資料的各組別中學學生為基礎而計算的。

Note: Percentages are calculated based on secondary students in the respective groups who had provided relevant information.

**表 4.11 吸食毒品與吸煙和飲酒的關係(中學學生)**  
**Table 4.11 Relationship between drug-taking and use of tobacco and alcohol (Secondary Students)**

吸食毒品與吸煙和飲酒的關係 Relationship between drug-taking and use of tobacco and alcohol	2008/09		
	吸食毒品的中學學生 Drug-taking secondary students (%)	不會吸食毒品的中學學生 Non-drug-taking secondary students (%)	所有中學學生 All secondary students (%)
吸煙者 Tobacco user	39.6	11.0	12.2
飲酒者 Alcohol user	66.8	64.9	64.9
吸煙及飲酒者 Both tobacco and alcohol user	37.1	10.5	11.6

註釋：百分比是以提供有關資料的各組別中學學生為基礎而計算的。

Note: Percentages are calculated based on secondary students in the respective groups who had provided relevant information.

**表 4.12 是否與父母同住（中學學生）**  
**Table 4.12 Whether living with parents (Secondary Students)**

是否與父母同住 Whether living with parents	2004/05			2008/09		
	會吸食毒品的中學學生 Drug-taking secondary students (%)	不會吸食毒品的中學學生 Non-drug-taking secondary students (%)	所有 中學學生 All secondary students (%)	會吸食毒品的中學學生 Drug-taking secondary students (%)	不會吸食毒品的中學學生 Non-drug-taking secondary students (%)	所有 中學學生 All secondary students (%)
父母親都與我同住 <sup>1</sup> Both parents are living with me <sup>1</sup>	76.3	86.8	86.4	77.2	85.9	85.5
只有父親與我同住 <sup>2</sup> Only my father is living with me <sup>2</sup>	4.5	2.2	2.3	3.2	2.3	2.3
只有母親與我同住 <sup>3</sup> Only my mother is living with me <sup>3</sup>	11.8	8.8	8.9	11.9	9.3	9.4
父母親都不是與我同住 <sup>4</sup> Both my parents are not living with me <sup>4</sup>	7.4	2.2	2.4	7.7	2.5	2.8
總計 Total	100.0	100.0	100.0	100.0	100.0	100.0

註釋： 1 在二零零四／零五年的調查中，答案選項  
 為「父母親都是與我同住」。

2 在二零零四／零五年的調查中，答案選項為  
 「只有母親與我同住，父親住在其他地方」及  
 「只有母親與我同住，父親已去世」。

3 在二零零四／零五年的調查中，答案選項  
 為「只有父親與我同住，母親住在其他地  
 方」及「只有父親與我同住，母親已去世」。

4 在二零零四／零五年的調查中，答案選項為  
 「父母親都不是與我同住，他們都住在其他地  
 方」及「父母親都已去世」。

5 百分比是以提供有關資料的各組別中學學生  
 為基礎而計算的。

1. In the 2004/05 Survey, the answer was phrased as  
 “Both my father and mother are living with me.”

2. In the 2004/05 Survey, the answer was phrased as  
 “Only my father is living with me. My mother is  
 living elsewhere.” and “Only my father is living with  
 me. My mother has deceased.”

3. In the 2004/05 Survey, the answer was phrased as  
 “Only my mother is living with me. My father is  
 living elsewhere.” and “Only my mother is living with  
 me. My father has deceased.”

4. In the 2004/05 Survey, the answer was phrased as  
 “Both my father and mother are not living with me.  
 They are living elsewhere.” and “Both my parents  
 have deceased”.

5 Percentages are calculated based on secondary  
 students in the respective groups who had provided  
 relevant information.



表 4.13 家庭每月總收入（中學學生）  
Table 4.13 Monthly household income (Secondary Students)

家庭每月總收入 Monthly household income	2004/05			2008/09		
	曾吸食毒品 的中學學生 Drug- taking secondary students (%)	不會吸食 毒品的中學 學生 Non-drug- taking secondary students (%)	所有 中學學生 All secondary students (%)	曾吸食毒品 的中學學生 Drug- taking secondary students (%)	不會吸食 毒品的中學 學生 Non-drug- taking secondary students (%)	所有 中學學生 All secondary students (%)
\$5,000 以下 Below \$5,000	6.5	4.0	4.1	5.8	2.4	2.6
\$5,000 - \$19,999	32.3	37.7	37.5	19.3	25.3	25.1
\$20,000 - \$49,999	13.3	14.5	14.5	12.1	16.0	15.8
\$50,000 或以上 \$50,000 or above	10.3	5.6	5.8	13.4	8.5	8.7
不知道 Didn't know	37.6	38.1	38.1	49.4	47.8	47.8
總計 Total	100.0	100.0	100.0	100.0	100.0	100.0

註釋： 百分比是以提供有關資料的各組別中學學生為基礎而計算的。

Note: . Percentages are calculated based on secondary students in the respective groups who had provided relevant information.

**表 4.14 在港居住年期（中學學生）**  
**Table 4.14 Years of living in Hong Kong (Secondary Students)**

在港居住年期 Years of living in Hong Kong	2008/09		
	曾吸食毒品的中學學生 Drug-taking secondary students (%)	不曾吸食毒品的中學學生 Non-drug-taking secondary students (%)	所有中學學生 All secondary students (%)
7 年或以上 7 years or above	81.8	92.1	91.7
4 至 6 年 4-6 years	6.0	3.4	3.5
1 至 3 年 1-3 years	6.4	3.1	3.3
少於 1 年 Less than 1 year	5.8	1.4	1.6
總計 Total	100.0	100.0	100.0

註釋：百分比是以提供有關資料的各組別中學學生為基礎而計算的。

Note: Percentages are calculated based on secondary students in the respective groups who had provided relevant information.

**表 4.15 居住的房屋種類（中學學生）**  
**Table 4.15 Type of housing (Secondary Students)**

居住的房屋種類 Type of housing	2008/09		
	曾吸食毒品的中學學生 Drug-taking secondary students (%)	不曾吸食毒品的中學學生 Non-drug-taking secondary students (%)	所有中學學生 All secondary students (%)
公營租住單位 (例如公屋) Public rental housing	41.3	39.5	39.6
資助出售單位 (例如居屋) Subsidised sale flat	12.9	14.8	14.7
私人住宅單位 Private housing	40.6	43.0	42.9
臨時房屋 Temporary housing	3.2	1.0	1.1
員工宿舍 Staff quarters	1.9	1.5	1.6
其他 Others	0.1	#	#
總計 Total	100.0	100.0	100.0

註釋： 1. 百分比是以提供有關資料的各組別中學學生為基礎而計算的。

Notes: 1. Percentages are calculated based on secondary students of secondary school or above in the respective groups who had provided relevant information.

2. # 少於 0.05.

2. # Less than 0.05.

## 5. 其他學生的特徵

### Salient features of other students

表 5.1 吸食毒品學生的估計人數和所佔比例（按教育課程種類分組）（所有學生）  
Table 5.1 Estimated number and proportion of drug-taking students by education programme (All Students)

	2008/09				
	高小 Upper Primary	中學 Secondary	大學教育資助 委員會資助院校 學士學位課程 Undergraduate programmes under UGC-funded Institutions	其他專上課程 Other post-secondary programmes	總計 Total
<b>曾吸食毒品的學生</b>					
Lifetime drug-taking students					
No.	3 130	20 640	1 540	4 870	30 180
(%)	1.6	4.3 (3.3)	2.9	5.4	3.7
<b>一年內曾吸食毒品的學生</b>					
1-year drug-taking students					
No.	1 580	12 480	720	1 920	16 690
(%)	0.8	2.6	1.3	2.1	2.0
<b>30日內曾吸食毒品的學生</b>					
30-day drug-taking students					
No.	1 020	7 140	330	1 010	9 500
(%)	0.5	1.5 (0.8)	0.6	1.1	1.2

註釋：1. 百分比是以提供有關資料的各課程種類的學生為基礎而計算的。

2. 由於四捨五入關係，統計表內個別項目的數字加起來可能與總數略有出入。

3. 括號內的數字指二零零四／零五年調查的相關吸食毒品中學學生人數及比例。

Notes: 1. Percentages are calculated based on students in the respective programmes who had provided relevant information.

2. There may be a slight discrepancy between the sum of individual items and the total as shown in the tables owing to rounding.

3. Figures in brackets refer to the corresponding numbers and rates of drug-taking secondary students in the 2004/05 Survey.

**表 5.2 吸食海洛英／危害精神毒品的學生所佔比例（按教育課程種類分組）（所有學生）**  
**Table 5.2 Proportion of heroin / psychotropic drug-taking students by education programme (All Students)**

	高小 Upper Primary (%)	中學 Secondary (%)	大學教育資助 委員會資助院校 學士學位課程 Undergraduate Programmes Under UGC-funded Institutions (%)	其他專上課程 Other post-secondary programmes (%)
<b>曾吸食毒品的學生</b> Lifetime drug-taking students				
海洛英 Heroin	0.1	0.2	0.1	0.3
危害精神毒品 Psychotropic drugs	1.6	4.3	2.9	5.3
合計 Overall	1.6	4.3	2.9	5.4
<b>一年內曾吸食毒品的學生</b> 1-year drug-taking students				
海洛英 Heroin	0.1	0.1	0.1	0.1
危害精神毒品 Psychotropic drugs	0.8	2.6	1.3	2.1
合計 Overall	0.8	2.6	1.3	2.1
<b>30日內曾吸食毒品的學生</b> 30-day drug-taking students				
海洛英 Heroin	#	0.1	#	0.1
危害精神毒品 Psychotropic drugs	0.5	1.5	0.6	1.1
合計 Overall	0.5	1.5	0.6	1.1

註釋： 1. 百分比是以提供有關資料的各課程種類的學生為基礎而計算的。

2. # 少於 0.05.

Notes: 1. Percentages are calculated based on students in the respective programmes who had provided relevant information.

2. # Less than 0.05.

**表 5.3 被吸食的危害精神毒品種類（按教育課程種類分組）（所有學生）**  
**Table 5.3 Type of psychotropic drugs taken by education programme (All Students)**

危害精神毒品種類 Type of psychotropic drugs	2008/09				
	高小 Upper Primary (%)	中學 Secondary (%)	大學教育資助 委員會資助院校 學士學位課程 Undergraduate programmes under UGC-funded Institutions (%)	其他專上課程 Other post-secondary programmes (%)	總計 Total (%)
K仔（茄 / 氯胺酮） Ketamine (K, Ket, K Zai, Special k, Vitamin)	8.4	49.4	20.9	55.0	42.2
大麻（草 / 大麻花 / 大麻精 / 大麻油） Cannabis (Grass/ Marijuana/ Pot/ Hash/ joint)	12.5	35.6	70.8	63.3	42.0
搖頭丸（亞甲二氧基甲基安非 他明） Ecstasy (MDMA)	11.0	32.0	25.1	45.4	31.3
咳水 / 咳丸（O仔 / MB / 黃豆仔 / DM丸） Codeine/ Cough medicines	37.5	26.4	8.5	14.0	23.4
冰（冰毒） Ice	10.6	20.4	9.2	15.2	16.8
天拿水（膠水 / 強力膠 / 打火機油 / 有機溶劑） Thinner (Glue/ Lighter fuel gas/ Organic solvent)	30.7	15.3	8.8	9.0	15.3
五仔（哈哈笑 / Give-me-five） Give-me-five	2.9	14.2	6.6	23.2	13.8
可卡因 Cocaine/ XTC	6.0	13.8	14.3	17.3	13.6
白瓜子（藍精靈 / 速眠安） Halcion (Dormicum)	5.5	8.6	5.6	8.6	7.9

註釋：1. 學生可選擇多過一個答案。

2. 百分比是以提供有關資料，並吸食危害精神毒品的各組別學生為基礎而計算的。

Notes: 1. Students were allowed to choose more than one answer.

2. Percentages are calculated based on all students in the respective groups who had taken psychotropic drugs and provided relevant information.

**表 5.4 購買毒品的主要金錢來源（按教育課程種類分組）（中學或以上級別學生）**  
**Table 5.4 Main sources of money for buying drugs by education programme (Students of secondary or above)**

主要金錢來源 Main sources of money	2008/09			總計 Total (%)
	中學 Secondary (%)	大學教育資助 委員會資助院校 學士學位課程 Undergraduate programmes under UGC-funded Institutions (%)	其他專上課程 Other post-secondary programmes (%)	
免費 Free of charge	61.6	59.6	60.7	61.2
零用錢 Pocket money	37.4	37.1	30.5	35.7
做合法兼職得來的錢 Earn from doing legal part-time jobs	8.5	22.3	26.8	14.2
偷竊 Stealing	10.0	5.3	6.4	8.7
出售毒品 Sell drugs	8.6	6.4	6.5	7.9
其他不法途徑 Other illegal sources	7.7	2.9	4.5	6.4
向朋友 / 同學借來的錢 Borrow from friends/ schoolmates	5.7	2.1	5.8	5.4
上述外的其他財政來源 Other sources of money except the above	7.8	7.4	6.4	7.5

註釋： 1. 學生可選擇多過一個答案。

2. 百分比是以提供有關資料，並吸食毒品的各組別學生為基礎而計算的。

3. 高小學生沒有被問及此題。

Notes: 1. Students were allowed to choose more than one answer.

2. Percentages are calculated based on drug-taking students in the respective groups who had provided relevant information.

3. Primary students were not asked of the question.

**表 5.5 通常吸食毒品的地方（按教育課程種類分組）（所有學生）**  
**Table 5.5 Usual venues for taking drugs by education programme (All Students)**

通常吸食毒品的地方 Usual venues for taking drugs	2008/09				
	高小 Upper Primary (%)	中學 Secondary (%)	大學教育資助 委員會資助院校 學士學位課程 Undergraduate programmes under UGC-funded Institutions (%)	其他專上課程 Other post-secondary programmes (%)	總計 Total (%)
朋友 / 同學 / 鄰居的家中 Friend's/ schoolmate's/ neighbour's home	11.4	36.2	54.9	34.6	34.4
卡拉 OK / 的士高 Karaoke/ disco	16.4	25.1	26.4	47.4	28.5
自己家中 My home	28.1	25.0	28.8	20.3	24.8
公眾遊樂場 / 球場 / 公園 / 公廁 Public playground/ park/ public toilet	15.0	22.0	16.1	15.4	19.2
酒吧 Bar/ pub	12.2	17.0	25.5	26.6	19.1
大廈梯間或大廈的公眾地方 Staircase or public area in building	5.7	16.3	9.6	11.4	13.3
網吧 Internet café	20.8	13.6	1.8	5.9	11.9
學校 (包括宿舍) School (including dormitory)	8.7	10.9	14.9	10.2	10.9
其他樓上娛樂場所 Other upstairs entertainment venues	9.1	10.3	4.0	12.6	10.0
沙灘 Beach	8.4	8.3	14.0	6.8	8.5
出租屋 / 渡假屋 / 出租地方 Holiday rental resort/ rental place	11.7	6.9	9.4	10.0	8.4
電子遊戲機中心 Video game centre	8.6	7.6	1.8	5.8	6.9
商場 Shopping malls	7.6	5.8	3.9	4.3	5.6
戲院 Cinema	8.3	4.4	4.1	3.4	4.7
商店 Shops	6.1	3.4	2.9	2.6	3.5
其他地方 Other places	37.9	23.9	24.5	16.4	24.3

註釋：1. 學生可選擇多過一個答案。

2. 百分比是以提供有關資料，並吸食毒品的各組別學生為基礎而計算的。

Notes: 1. Students were allowed to choose more than one answer.

2. Percentages are calculated based on drug-taking students in the respective groups who had provided relevant information.

**表 5.6 提供毒品的人（按吸食毒品學生的教育課程種類分組）（所有學生）**  
**Table 5.6 Suppliers of drugs to drug-taking students by education programme (All Students)**

提供毒品的人 Suppliers of drugs	2008/09				
	高小 Upper Primary (%)	中學 Secondary (%)	大學教育資助 委員會資助院校 學士學位課程 Undergraduate programmes under UGC-funded Institutions (%)	其他專上課程 Other post-secondary programmes (%)	總計 Total (%)
朋友 Friends	19.1	39.5	71.4	55.3	42.5
同學 Schoolmates	18.9	19.4	28.5	20.9	20.3
兄弟姊妹 Brothers/ sisters	7.3	24.8	3.9	14.3	19.0
毒販 Drug dealers	19.2	13.0	25.6	17.3	15.6
男朋友 / 女朋友 Boyfriend/ girlfriend	12.5	10.7	11.2	8.5	10.5
陌生人 Strangers	20.7	8.9	15.7	6.9	10.5
網友 Webpals	17.0	8.8	6.0	3.8	8.7
藥房 Pharmacies	13.3	7.5	8.5	5.4	7.9
父母 Parents	15.0	7.9	4.9	4.1	7.8
鄰居 Neighbours	13.2	4.8	8.1	4.0	5.9
親戚 Relatives	11.6	4.2	6.3	3.5	5.1
其他 Others	33.6	17.9	14.0	14.2	18.9

註釋： 1. 學生可選擇多過一個答案。

2. 百分比是以提供有關資料，並吸食毒的各組別學生為基礎而計算的。

Notes: 1. Students were allowed to choose more than one answer.

2. Percentages are calculated based on drug-taking students in the respective groups who had provided relevant information.



**表 5.7 首次吸食毒品年齡（按教育課程種類分組）（中學或以上級別學生）**  
**Table 5.7 Age of first drug-taking by education programme (Students of secondary or above)**

首次吸食毒品年齡 Age of first drug-taking	2008/09			總計 Total (%)
	中學 Secondary (%)	大學教育資助 委員會資助院校 學士學位課程 Undergraduate programmes under UGC-funded Institutions (%)	其他專上課程 Other post-secondary programmes (%)	
10 歲或以下 10 or below	15.6	8.5	9.3	14.0
11 – 12	5.7	2.4	2.2	4.9
13 – 14	11.5	6.2	9.2	10.8
15 – 16	6.6	18.4	15.2	8.8
17 – 18	1.2	17.4	12.9	4.2
19 – 20	#	18.0	7.0	2.3
21 歲或以上 21 or above	0.0	11.5	1.4	0.9
記不起 Forgot	59.4	17.6	42.8	54.0
總計 Total	100.0	100.0	100.0	100.0

註釋： 1. 百分比是以提供有關資料，並吸食毒品的各組別學生為基礎而計算的。

2. 高小學生沒有被問及此題。

3. # 少於 0.05.

Notes: 1. Percentages are calculated based on drug-taking students in the respective groups who had provided relevant information.

2. Primary students were not asked of the question.

3. # Less than 0.05.

**表 5.8 吸食毒品的原因（按教育課程種類分組）（所有學生）**  
**Table 5.8 Reasons for taking drugs by education programme (All Students)**

吸食毒品的原因 Reasons for taking drugs	2008/09				
	高小 Upper Primary (%)	中學 Secondary (%)	大學教育資助 委員會資助院校 學士學位課程 Undergraduate programmes under UGC-funded Institutions (%)	其他專上課程 Other post-secondary programmes (%)	總計 Total (%)
好奇 Curiosity	35.8	39.4	65.1	47.2	42.4
受朋輩影響 Peer influence	24.3	29.5	29.7	35.0	29.9
消愁解悶 / 逃避不開心或不安的感覺 Relief of boredom/ depression/ anxiety	25.6	29.7	29.7	29.3	29.2
尋求刺激 To seek euphoria/ sensory satisfaction	17.9	24.7	39.0	31.5	26.2
減輕壓力 To relieve stress	19.8	24.5	20.5	27.4	24.2
提神 To freshen up myself	9.9	16.0	11.3	12.3	14.2
跟潮流 To be trendy	10.1	16.0	9.9	12.1	14.1
炫耀 To show off	7.7	13.4	9.8	9.1	11.6
其他原因 Other reasons	35.2	25.5	22.2	18.5	25.1

註釋： 1. 學生可選擇多過一個答案。

2. 百分比是以提供有關資料，並吸食毒品的各組別學生為基礎而計算的。

Notes: 1. Students were allowed to choose more than one answer.

2. Percentages are calculated based on drug-taking students in the respective groups who had provided relevant information.

**表 5.9 吸食毒品的學生所佔比例（按居住地區及教育課程種類分組）（所有學生）**  
**Table 5.9 Proportion of drug-taking students by residential district and education programme (All Students)**

居住地區 Residential district	2008/09			
	高小 Upper Primary (%)	中學 Secondary (%)	大學教育資助 委員會資助院校 學士學位課程 Undergraduate programmes under UGC-funded Institutions (%)	其他專上課程 Other post-secondary programmes (%)
中西區 Central	1.0	4.3	6.0	6.1
灣仔區 Wanchai	1.5	5.2	5.6	5.3
東區 Eastern	1.1	3.8	1.4	4.3
南區 Southern	1.5	3.3	1.0	5.3
油尖旺區 Yau Tsim Mong	1.1	4.3	2.8	7.5
深水埗區 Sham Shui Po	1.4	5.4	1.2	4.1
九龍城區 Kowloon City	1.7	3.3	3.4	5.1
黃大仙區 Wong Tai Sin	1.5	2.7	1.8	4.4
觀塘區 Kwun Tong	1.4	5.2	1.0	5.0
葵青區 Kwai Tsing	0.5	3.6	0.7	4.6
荃灣區 Tsuen Wan	1.6	3.8	2.4	5.8
屯門區 Tuen Mun	1.8	2.5	2.2	4.9
元朗區 Yuen Long	1.8	4.5	3.0	6.2
北區 North	1.3	4.6	0.9	4.7
大埔區 Tai Po	0.9	4.1	1.5	5.1
沙田區 Shatin	2.1	2.9	2.0	5.1
西貢區 Sai Kung	1.9	4.9	5.9	4.8
離島區 Islands	1.7	6.8	0.0	5.2
香港總計 Overall Hong Kong	1.6	4.3	2.9	5.4

註釋：1. 百分比是以提供有關資料，並吸食毒品的各組別學生為基礎而計算的。

2. 除了 18 區外，部分學生在深圳居住。由於樣本數目不足，難以估計吸食毒品的學生所佔比例，故上表沒有列出該批學生的數據。

Notes: 1. Percentages are calculated based on drug-taking students in the respective groups who had provided relevant information.

2. In addition to the 18 districts, some students reported their area of residence in Shenzhen. They are not shown in the above table due to insufficient samples to estimate drug-taking proportion.

**表 5.10 曾否因為吸食毒品問題向他人求助（按教育課程種類分組）（中學或以上級別學生）**  
**Table 5.10 Whether sought help from others in dealing with problems resulted from taking drugs by education programme (Students of secondary or above)**

2008/09				
曾否向他人求助 Whether sought help from others	中學 Secondary (%)	大學教育資助 委員會資助院校 學士學位課程 Undergraduate programmes under UGC-funded Institutions (%)	其他專上課程 Other post-secondary programmes (%)	總計 Total (%)
有 Yes	24.2	13.5	20.9	23.0
沒有 No	75.8	86.5	79.1	77.0
總計 Total	100.0	100.0	100.0	100.0

註釋： 1. 百分比是以提供有關資料，並吸食毒品的各組別學生為基礎而計算的。

2. 高小學生沒有被問及此題。

Notes: 1. Percentages are calculated based on drug-taking students in the respective groups who had provided relevant information.

2. Primary students were not asked of the question.

**表 5.11 給予最大幫助的人（按曾吸食毒品的學生及教育課程種類分組）（中學或以上級別學生）**  
**Table 5.11 Person who gave the greatest help among drug-taking students by education programme (Students of secondary or above)**

2008/09				
給予最大幫助的人 Person who gave the greatest help	中學 Secondary (%)	大學教育資助 委員會資助院校 學士學位課程 Undergraduate programmes under UGC-funded Institutions (%)	其他專上課程 Other post-secondary programmes (%)	總計 Total (%)
戒毒機構 Drug treatment organisations	26.8	0.0	16.0	23.8
朋友 Friends	13.9	32.5	20.0	15.7
社工 Social workers	14.3	10.0	12.4	13.8
男朋友 / 女朋友 Boyfriend/ girlfriend	12.5	9.0	12.9	12.4
同學 Schoolmates	8.5	9.6	10.0	8.8
父母 Parents	4.7	8.7	4.2	4.7
網友 Webpals	2.8	5.7	1.3	2.7
兄弟姊妹 Brothers / sisters	2.2	3.8	3.1	2.4
醫生及醫護人員 Doctors and medical staff	1.9	9.3	1.5	2.1
警方的學校聯絡主任 Police School Liaison Officer	1.8	0.0	1.3	1.6
親戚 Relatives	0.7	0.0	1.4	0.8
鄰居 Neighbours	0.7	0.0	1.1	0.7
老師 Teachers	0.4	0.0	1.6	0.6
其他 Others	8.8	11.4	13.3	9.7
總計 Total	100.0	100.0	100.0	100.0

註釋： 1. 學生可選擇多過一個答案。

2. 百分比是以提供有關資料，並吸食毒品的各組別學生為基礎而計算的。

3. 高小學生沒有被問及此題。

Notes: 1. Students were allowed to choose more than one answer.

2. Percentages are calculated based on drug-taking students in the respective groups who had provided relevant information.

3. Primary students were not asked of the question.

**表 5.12 不會吸食毒品的學生曾否獲提供毒品（按教育課程種類分組）（中學或以上級別學生）**  
**Table 5.12 Whether non-drug-taking students had been offered drugs by education programme (Students of secondary or above)**

曾否獲提供毒品 Whether been offered drugs	2008/09			總計 Total (%)
	中學 Secondary (%)	大學教育資助 委員會資助院校 學士學位課程 Undergraduate programmes under UGC-funded Institutions (%)	其他專上課程 Other post- secondary programmes (%)	
有 Yes	3.3	1.9	4.7	3.4
沒有 No	96.7	98.1	95.3	96.6
總計 Total	100.0	100.0	100.0	100.0

註釋： 1. 百分比是以提供有關資料，並不會吸食毒品的各組別學生為基礎而計算的。

2. 高小學生沒有被問及此題。

Notes: 1. Percentages are calculated based on non-drug-taking students in the respective groups who had provided relevant information.

2. Primary students were not asked of the question.

**表 5.13 提供毒品予不會吸食毒品的學生的人(按教育課程種類分組)(中學或以上級別學生)**  
**Table 5.13 Persons who offered drugs to non-drug-taking students by education programme (Students of secondary or above)**

2008/09				
提供毒品予學生的人 Persons who offered drugs to students	中學 Secondary (%)	大學教育資助 委員會資助院校 學士學位課程 Undergraduate programmes under UGC-funded Institutions (%)	其他專上課程 Other post- secondary programmes (%)	總計 Total (%)
朋友 Friends	57.0	60.8	66.3	59.0
同學 Schoolmates	21.2	31.5	30.0	23.5
陌生人 Strangers	18.9	22.1	11.4	17.6
毒販 Drug dealers	9.9	8.6	5.4	8.9
網友 Webpals	9.8	3.0	4.8	8.4
男朋友 / 女朋友 Boyfriend/ girlfriend	6.3	3.8	3.8	5.7
藥房 Pharmacy	3.8	1.6	2.1	3.3
鄰居 Neighbours	3.4	1.9	1.8	3.0
親戚 Relatives	2.6	3.1	2.0	2.5
兄弟姊妹 Brothers/ sisters	1.1	0.6	0.5	1.0
父母 Parents	1.0	1.9	0.8	1.0
其他 Others	15.5	6.5	13.5	14.6

註釋： 1. 學生可選擇多過一個答案。

2. 百分比是以提供有關資料，並不會吸食毒品的各組別學生為基礎而計算的。

3. 高小學生沒有被問及此題。

Notes: 1. Students were allowed to choose more than one answer.

2. Percentages are calculated based on non-drug-taking students in the respective groups who had provided relevant information.

3. Primary students were not asked of the question.

**表 5.14 提供毒品予不曾吸食毒品的學生的地方（按教育課程種類分組）**  
**Table 5.14 (中學或以上級別學生)**  
**Places where non-drug-taking students were offered drugs by education programme (Students of secondary or above)**

提供毒品予學生的地方 Places where students were offered drugs	2008/09			總計 Total (%)
	中學 Secondary (%)	大學教育資助委員會資助院校 學士學位課程 Undergraduate programmes under UGC-funded Institutions (%)	其他專上課程 Other post-secondary programmes (%)	
公眾遊樂場 / 球場 / 公園 / 公廁 Public playground/ park/ public toilet	34.4	12.4	17.3	29.8
卡拉 OK / 的士高 Karaoke/ disco	23.4	22.2	43.6	27.4
朋友 / 同學 / 鄰居家中 Friend's/ schoolmate's / neighbour's home	20.4	33.8	20.1	21.1
酒吧 Bar / pub	14.8	26.4	30.4	18.5
網吧 Internet café	15.9	2.5	5.8	13.2
大廈梯間或大廈的公眾地方 Staircase or public area in building	12.6	6.2	7.0	11.1
學校（包括宿舍） School (including dormitory)	9.1	14.2	14.5	10.4
其他樓上娛樂場所 Other upstairs entertainment venues	8.4	8.3	11.1	8.9
電子遊戲機中心 Video game centre	8.6	2.9	6.2	7.8
沙灘 Beach	6.6	4.7	3.9	6.0
商場 Shopping malls	6.6	2.3	3.4	5.7
出租屋 / 渡假屋 / 出租地方 Holiday rental resort / rental place	4.4	5.7	4.8	4.6
自己家中 My home	4.2	5.6	2.9	4.0
戲院 Cinema	2.6	0.0	1.3	2.2
其他地方 Other places	26.3	23.1	14.0	23.7

註釋： 1. 學生可選擇多過一個答案。

2. 百分比是以提供有關資料，並不曾吸食毒品的各組別學生為基礎而計算的。

3. 高小學生沒有被問及此題。

Notes: 1. Students were allowed to choose more than one answer.

2. Percentages are calculated based on non-drug-taking students in the respective groups who had provided relevant information.

3. Primary students were not asked of the question.



**表 5.15 不會吸食毒品的學生得知好友吸食毒品後會做的事情（按教育課程種類分組）（所有學生）**  
**Table 5.15 Things to do if realized that close friends were taking drugs among non-drug-taking students by education programme (All Students)**

得知好友吸食毒品後會做的事情 Things to do if realized that close friends were using drugs	2008/09					總計 Total (%)
	高小 Upper Primary (%)	中學 Secondary (%)	大學教育資助委員會資助院校 學士學位課程 Undergraduate programmes under UGC-funded Institutions (%)	其他專上課程 Other post-secondary programmes (%)		
勸他們向其他人尋求協助 Persuade them to seek help from others	57.5	50.4	72.5	53.3		53.9
直接與他們對話了解情況 Ask them why they are taking drugs	38.1	52.3	66.1	59.1		50.5
告訴老師或父母 Tell my teacher or parents	67.6	22.2	11.4	9.0		31.1
疏遠他們 Stay away from them	37.6	28.4	26.7	24.5		30.1
裝作不知道 Pretend of knowing nothing	7.6	16.8	8.9	15.3		13.9
其他 Others	11.8	11.5	7.8	10.9		11.2

註釋： 1. 學生可選擇多過一個答案。

Notes: 1. Students were allowed to choose more than one answer.

2. 百分比是以提供有關資料，並不會吸食毒品的各組別學生為基礎而計算的。

2. Percentages are calculated based on non-drug-taking students in the respective groups who had provided relevant information.

**表 5.16 禁毒信息的主要資訊來源(按不曾吸食毒品的學生及教育課程種類分組)(所有學生)**  
**Table 5.16 Main sources of anti-drug messages among non-drug-taking students by education programme (All Students)**

禁毒信息的主要資訊來源 Main sources of anti-drug messages	2008/09				
	高小 Upper Primary (%)	中學 Secondary (%)	大學教育資助委員會資助院校學士學位課程 Undergraduate programmes under UGC-funded Institutions (%)	其他專上課程 Other post-secondary programmes (%)	總計 Total (%)
電視、收音機及報紙等大眾傳播媒介 Mass media such as TV, radio, newspaper, etc	72.3	79.1	95.2	83.8	79.1
禁毒宣傳海報 Anti-drug posters	58.7	68.1	75.1	67.5	66.3
禁毒講座 Anti-drug talks	45.1	71.6	54.5	63.2	63.3
學校課程 School curriculum	49.3	61.1	64.6	59.8	58.5
書本 Books	39.8	28.0	29.6	23.1	30.3
互聯網(包括電郵/網誌/即時傳信) The internet (including email/blog/MSN)	23.8	23.0	32.3	23.3	23.9
志願青少年機構 Voluntary youth agencies	9.7	15.1	18.9	16.3	14.2
香港賽馬會藥物資訊天地 The Hong Kong Jockey Club Drug InfoCentre	9.6	9.1	6.2	5.6	8.6
其他來源 Other sources	15.4	11.0	6.9	7.5	11.4

註釋：1. 學生可選擇多過一個答案。

2. 百分比是以提供有關資料，並不曾吸食毒品的各組別學生為基礎而計算的。

Notes: 1. Students were allowed to choose more than one answer.

2. Percentages are calculated based on non-drug-taking students in the respective groups who had provided relevant information.

**表 5.17 最喜歡由誰傳遞禁毒資訊(按不曾吸食毒品的學生及教育課程種類分組)(所有學生)**  
**Table 5.17 Most preferred person to give drug information among non-drug-taking students by education programme (All Students)**

最喜歡由誰傳遞禁毒資訊 Most preferred person to give drug information	2008/09				
	高小 Upper Primary (%)	中學 Secondary (%)	大學教育資助 委員會資助院校 學士學位課程 Undergraduate programmes under UGC-funded Institutions (%)	其他專上課程 Other post- secondary programmes (%)	總計 Total (%)
曾經吸毒人士 Ex-drug abusers	24.5	44.2	48.7	50.4	40.4
電視 / 電影明星或流行歌手 TV/ movie stars or pop singers	12.0	17.4	11.6	15.5	15.5
醫療界專業人士 Medical professionals	11.8	8.3	19.2	9.7	10.0
父母 Parents	23.4	6.2	2.5	2.3	9.7
老師 Teachers	10.8	4.6	4.1	3.6	6.0
社工 Social workers	4.2	4.0	3.8	3.7	4.0
有名的運動員 Famous athletes	2.3	2.7	2.8	2.9	2.7
政府官員 Government officials	2.7	1.0	2.4	1.4	1.6
其他 Others	8.4	11.4	4.9	10.5	10.1
總計 Total	100.0	100.0	100.0	100.0	100.0

註釋：百分比是以提供有關資料，並不曾吸食毒品的各組別學生為基礎而計算的。

Note: Percentages are calculated based on non-drug-taking students in the respective groups who had provided relevant information.

## 6. 報告摘要 Summary of Key Findings

表 6.1 國際比較  
Table 6.1 International Comparison

地區 Region	樣本數量 Sample Size	曾吸食毒品的比率 Lifetime Prevalence Rate
香港 (2008/09)	大約有 83 000 位中學學生 (佔總人口的 17.5%)	4.3% (中學學生)
Hong Kong (2008/09)	About 83 000 secondary students (17.5% of population)	4.3% (secondary)
美國 (2008) <sup>(1)</sup>	大約有 46 000 位學生 (第八、十及十二年級) (佔總人口的 0.4%)	19.6% (第八年級) 34.1% (第十年級) 47.4% (第十二年級)
United States (2008) <sup>(1)</sup>	About 46 000 (Grade 8, 10 & 12) students (0.4% of population)	19.6% (Grade 8) 34.1% (Grade 10) 47.4% (Grade 12)
英國 (2008) <sup>(2)</sup>	大約有 10 000 位學生 (第七至十一年級) (佔總人口的 0.3%)	22% (年齡介乎 11 至 15 歲的學生)
United Kingdom (2008) <sup>(2)</sup>	About 10 000 (Year 7 to 11) students (0.3% of population)	22% (students aged 11-15)
35 個歐洲國家 (2007) <sup>(3)</sup>	在 35 個歐洲國家中大約有 100 000 位年 齡介乎 15 至 16 歲的學生	23% (年齡介乎 15 至 16 歲的男學生) 17% (年齡介乎 15 至 16 歲的女學生)
35 European countries (2007) <sup>(3)</sup>	About 100 000 (Aged 15-16) students in 35 countries	23% (male students aged 15-16) 17% (female students aged 15-16)

註釋：1 美國國家濫用藥物研究院的 “Monitoring the Future - National Results on Adolescent Drug Use”。

2. 英國國民保健署信息中心的 “Smoking, Drinking and Drug Use among Young People in England in 2008”。

3. “The 2007 ESPAD (The European School Survey Project on Alcohol and Other Drugs) Report – Substance Use among Students in 35 European Countries”。在每個國家的吸食的男生及女生比率分別介乎 7 至 48% 及 1 至 43%。

Notes : 1 “Monitoring the Future - National Results on Adolescent Drug Use”, US Department of Health and Human Services.

2. “Smoking, Drinking and Drug Use among Young People in England in 2008”, NHS Information Centre.

3. “The 2007 ESPAD (The European School Survey Project on Alcohol and Other Drugs) Report – Substance Use among Students in 35 European Countries”. Prevalence rates of individual countries range from 7-48% for boys and 1-43% for girls.

回應率及抽樣率

Response Rate and Sampling Fraction

		高小 Upper Primary	中學 Secondary	大學教育資助 委員會資助院校 學士學位課程 Undergraduate programmes of UGC-funded Institutions	其他專上課程 Other post- secondary programmes	總計 Total
學生人數 No. of students	總學生人數 Population	194 733	478 173	53 781	90 524	817 211
	目標人數 <sup>(1)</sup> Target <sup>(1)</sup>	37 891	103 651	53 781	90 524	285 847
	有參與的學校／院校 人數 Total students in the schools / institutions participated	28 969	97 449	53 781	90 403	270 602
	收回問卷的數目 Total questionnaires returned	26 237	83 618	7 692	42 544	160 091
	扣除無效的個案 Less 'Invalid cases'	5	13	1 282	702	2 002
	有效樣本 Effective Sample	26 232	83 605	6 410	41 842	158 089
	抽樣率 <sup>(2)</sup> Sampling fraction <sup>(2)</sup>	13.5%	17.5%	11.9%	46.2%	19.3%
	回應率 <sup>(3)</sup> Response Rate <sup>(3)</sup>	69.2%	80.7%	11.9%	46.2%	55.3%

註釋： 1 目標人數是考慮到過往調查的回應率而計劃所需抽選的學生人數。

2. 學生抽樣率是指成功完成問卷的學生（有效樣本）佔所有學校或院校的學生人數（總學生人數）的比率。

3. 學生回應率是指成功完成問卷的學生（有效樣本）佔抽選學校的學生人數（目標人數）的比率。

Notes : 1

The target is defined as the total number of students planned for enumeration after taking into account the response rate in the past surveys.

2. Sampling fraction of students is defined as the number of students who had successfully completed the questionnaires (effective sample) / total number of students in all of the schools (the population).

3. Response rate of students is defined as the number of students who had successfully completed the questionnaires (effective sample) / total number of students in the selected schools (the target).

問卷樣本  
**QUESTIONNAIRE SPECIMEN**

## 二零零八／零九年 學生服用藥物情況調查

保安局 禁毒處 委託

精確市場研究中心 進行

## 第一部分：吸食毒品

「毒品」是指列載於問題 3-L 及 3-R 中的任何物質或其他危害精神的物品。常見的毒品有海洛英、氯胺酮、搖頭丸和冰毒等。

## 1. 你親眼見過任何以下這些毒品的實物嗎 (不包括在電視、書本及其他媒體所見的照片、片段或展覽品)?

(以下照片只供參考)

有 ① 1. 五仔

沒有 ②



有 ③ 2. 可卡因

沒有 ④



有 ⑤ 3. 藍精靈 / 白瓜子

沒有 ⑥



有 ⑦ 4. 大麻

沒有 ⑧



有 ⑨ 5. 冰毒

沒有 ⑩



有 ⑪ 6. 白粉 / 海洛英

沒有 ⑫



有 ⑬ 7. 搖頭丸

沒有 ⑭



有 ⑮ 8. K 仔 / 氯胺酮

沒有 ⑯



## 2. 你有沒有曾經吸食過毒品?

沒有 ① ② 有

(如「沒有」, 請回答問題 3-L 至 8-L, 即左方的問題)

(如「有」, 請回答問題 3-R 至 8-R, 即右方的問題)

### 3-L. 你曾經聽聞下列哪種毒品呢?(可選多於一項)

- 白粉 (海洛英) ①
- 咳水 / 咳丸 (O 仔 / MB / 黃豆仔 / DM 丸) ②
- 可卡因 ③
- 搖頭丸 (忘我 / E 仔 / 狂喜 / 搖搖) ④
- 大麻 (草 / 大麻花 / 大麻精 / 大麻油) ⑤
- 冰 (冰毒) ⑥
- 白瓜子 (藍精靈 / 速眠安) ⑦
- K 仔 (茄 / 氯胺酮) ⑧
- 五仔 (哈哈笑 / Give-me-five) ⑨
- 天拿水 (膠水 / 強力膠 / 打火機油 / 有機溶劑) ⑩
- 以上的毒品均沒有聽聞 ⑪



### 4-L. 如果你知道你的好朋友吸食毒品, 你會怎樣做呢? (可選多於一項)

- 裝作不知道 ①
- 告訴老師或父母 ②
- 直接與他們對話了解情況 ③
- 勸他們向其他人尋求協助 ④
- 疏遠他們 ⑤
- 其他 ⑥



### 5-L. 你有沒有曾經接觸過任何有關禁毒的資訊? 如果 「有」, 哪些是主要的資訊來源?

- 完全沒有 ----- ①
- 有, 從... (可選多於一項) ②
- 電視, 收音機及報紙等大眾傳播媒介 ③
- 學校課程 ④
- 禁毒講座 ⑤
- 互聯網 (包括電郵 / Blog / MSN) ⑥
- 志願青少年機構 ⑦
- 書本 ⑧
- 禁毒宣傳海報 ⑨
- 香港賽馬會藥物資訊天地 ⑩
- 其他來源 ⑪

↓ 請往問題 6-L

### 3-R. 你曾經吸食下列哪種毒品呢?(可選多於一項)

- 白粉 (海洛英) ①
- 咳水 / 咳丸 (O 仔 / MB / 黃豆仔 / DM 丸) ②
- 可卡因 ③
- 搖頭丸 (忘我 / E 仔 / 狂喜 / 搖搖) ④
- 大麻 (草 / 大麻花 / 大麻精 / 大麻油) ⑤
- 冰 (冰毒) ⑥
- 白瓜子 (藍精靈 / 速眠安) ⑦
- K 仔 (茄 / 氯胺酮) ⑧
- 五仔 (哈哈笑 / Give-me-five) ⑨
- 天拿水 (膠水 / 強力膠 / 打火機油 / 有機溶劑) ⑩
- 其他毒品 ⑪



### 4-R. 你吸食毒品的主要原因是甚麼? (可選多於一項)

- 好奇 ①
- 受朋輩影響 ②
- 尋求刺激 ③
- 消愁解悶 / 逃避不開心或不安的感覺 ④
- 減輕壓力 ⑤
- 炫耀 ⑥
- 跟潮流 ⑦
- 提神 ⑧
- 其他原因 ⑨



### 5-R. 是誰提供毒品給你呢?(可選多於一項)

- 同學 ①
- 男朋友 / 女朋友 ②
- 網友 ③
- 其他朋友 ④
- 鄰居 ⑤
- 父母 ⑥
- 兄弟姊妹 ⑦
- 親戚 ⑧
- 毒販 ⑨
- 藥房 ⑩
- 陌生人 ⑪
- 其他人 ⑫

↓ 請往問題 6-R



6-L. 你有沒有曾經參與下列的禁毒活動？

如果「有」，是哪些呢？

- 完全沒有 ----- ①
- 有 (可選多於一項) → ②
- 研討會 / 講座 ③
  - 嘉年華會 ④
  - 戶外活動 ⑤
  - 義務工作 ⑥
  - 綜藝表演 / 音樂會 ⑦
  - 電影欣賞 ⑧
  - 電子遊戲 / 短片 / 網上遊戲 ⑨
  - 話劇 ⑩
  - 跳舞 / 音樂比賽 ⑪
  - 其他 ⑫



7-L. 下列哪些禁毒活動你會感興趣參加？

(可選多於一項)

- 研討會 / 講座 ①
- 嘉年華會 ②
- 戶外活動 ③
- 義務工作 ④
- 綜藝表演 / 音樂會 ⑤
- 電影欣賞 ⑥
- 電子遊戲 / 短片 / 網上遊戲 ⑦
- 話劇 ⑧
- 跳舞 / 音樂比賽 ⑨
- 我對以上活動均沒有興趣參加 ⑩



8-L. 你最喜歡由誰傳遞禁毒資訊給你呢？

- 曾經吸毒人士 ①
- 父母 ②
- 老師 ③
- 醫療界專業人士 ④
- 社工 ⑤
- 政府官員 ⑥
- 電視 / 電影明星或流行歌手 ⑦
- 有名的運動員 ⑧
- 其他 ⑨

↓ 請往問題 9

6-R. 你通常會在哪些地方吸食毒品？

(可選多於一項)

- ① 自己家中
- ② 朋友 / 同學 / 鄰居家中
- ③ 學校(包括宿舍)
- ④ 網吧
- ⑤ 電子遊戲機中心
- ⑥ 卡拉 OK / 的士高
- ⑦ 酒吧
- ⑧ 其他樓上娛樂場所
- ⑨ 戲院
- ⑩ 公眾遊樂場 / 球場 / 公園 / 公廁
- ⑪ 大廈梯間或大廈的公眾地方
- ⑫ 沙灘
- ⑬ 出租屋 / 渡假屋 / 出租地方
- ⑭ 商場
- ⑮ 商店
- ⑯ 其他地方



7-R. 除香港外，你有沒有曾經在中國任何地方

(例如深圳、廣州、澳門) 吸食毒品嗎？

- ① 沒有
- ② 有



8-R. 你對上一次吸食毒品是甚麼時候？

- ① 在三十天內
- ② 一年內；但在三十天前
- ③ 一年以前

↓ 請往問題 9

9. 在你自己認識的人當中，有沒有人吸食毒品？如果「有」，是誰呢？

① 完全沒有

② 有，他們是我的...(可選多於一項)



③ 同學

④ 男朋友 / 女朋友

⑤ 網友

⑥ 其他朋友

⑦ 鄰居

⑧ 父母

⑨ 兄弟姊妹

⑩ 親戚

⑪ 其他人

10. 你是否贊成別人吸食毒品？

① 不贊成

② 贊成，別人可以...



③ 經常吸食毒品

④ 偶然吸食毒品

⑤ 在某些情況下吸食毒品，如在派對裡、不開心時等

11. 若將「濫用藥物」和「吸食毒品」作比較，你認為哪個詞語所表達的行為對健康的害處較大？

① 「濫用藥物」所表達的行為對健康的害處較大

② 「吸食毒品」所表達的行為對健康的害處較大

③ 兩者沒有分別

12. 你認為吸食「傳統毒品」(如白粉) 和「危害精神毒品」(包括丸仔類毒品如搖頭丸、K仔、冰毒等) 哪樣會對健康的損害較大？

① 吸食「傳統毒品」對健康的損害較大

② 吸食「危害精神毒品」對健康的損害較大

③ 兩者沒有分別

13. 你認為在香港吸食傳統毒品是犯法嗎？

① 吸食傳統毒品是犯法的

② 吸食傳統毒品不是犯法的

14. 你認為在香港吸食危害精神毒品(包括丸仔類毒品)是犯法嗎？

① 吸食危害精神毒品是犯法的

② 吸食危害精神毒品不是犯法的

## 第二部分：飲酒和吸煙

這部分是關於飲用含酒精飲料和吸食煙草製品的。

「酒」是指各類含酒精飲料，包括烈酒、紅/白葡萄酒、啤酒、雞尾酒、仙地、含有酒精成份的果汁。

「煙草」是指各類煙草製品，包括香煙、雪茄或煙斗用煙絲。

### 15. 你有沒有曾經飲用含酒精飲料 (即飲酒)?

沒有 ① ② 有

(如「沒有」，請回答問題 16-L，即左方的問題)

(如「有」，請回答問題 16-R，即右方的問題)

#### 16-L. 你不飲酒的原因是甚麼？(可選多於一項)

- 飲酒會損害健康 ①
- 我未夠年齡飲酒 ②
- 我的朋友沒有飲酒 ③
- 我的父母不准我飲酒 ④
- 我沒有興趣飲酒 ⑤
- 我不喜歡飲酒者的形象 ⑥
- 我沒有金錢買酒 ⑦
- 我沒有機會飲酒 ⑧
- 我不喜歡酒的味道 ⑨
- 其他 ⑩

↓ 請往問題 17

#### 16-R. 你對上一次飲酒是甚麼時候？

- ① 在三十天內
- ② 一年內；但在三十天前
- ③ 一年以前

↓ 請往問題 17

### 17. 你有沒有曾經吸食煙草製品 (即吸煙)?

沒有 ① ② 有

(如「沒有」，請回答問題 18-L，即左方的問題)

(如「有」，請回答問題 18-R，即右方的問題)

#### 18-L. 你不吸煙的原因是甚麼？(可選多於一項)

- 吸煙會損害健康 ①
- 我未夠年齡吸煙 ②
- 我的朋友沒有吸煙 ③
- 我的父母不准我吸煙 ④
- 我沒有興趣吸煙 ⑤
- 我不喜歡吸煙者的形象 ⑥
- 我沒有金錢買煙草製品 ⑦
- 我沒有機會吸煙 ⑧
- 我不喜歡煙的氣味 ⑨
- 其他 ⑩

↓ 請往問題 19

#### 18-R. 你對上一次吸煙是甚麼時候？

- ① 在三十天內
- ② 一年內；但在三十天前
- ③ 一年以前

↓ 請往問題 19

### 第三部分：生活習慣、經驗和自我形象

#### 19. 在閒餘的時候，你最常會做甚麼事情?(可選多於一項)

- |              |                      |                           |
|--------------|----------------------|---------------------------|
| ① 與朋友聊天      | ⑥ 看電視 / 聽電台節目或音樂     | ⑪ 睡覺                      |
| ② 看電影        | ⑦ 往卡拉 OK 或的士高        | ⑫ 參與義工服務                  |
| ③ 玩電子遊戲      | ⑧ 文化活動 (例如玩樂器/畫畫/跳舞) | ⑬ 互聯網活動 (例如上網/寫 Blog/MSN) |
| ④ 做運動 / 戶外活動 | ⑨ 購物 / 逛街            | ⑭ 閱讀                      |
| ⑤ 參與課外活動     | ⑩ 在家無所事事             | ⑮ 看漫畫                     |
|              |                      | ⑯ 其他                      |

#### 20. 你是否同意以下句子

	十分不同意	不同意	同意	十分同意
i. 我非常容易受好朋友影響。	①	②	③	④
ii. 如果我盡力去做的話，我總是能夠解決難題的。	①	②	③	④
iii. 總括來說，我對自己感到滿意。	①	②	③	④
iv. 我的父母關注我的感受。	①	②	③	④
v. 我覺得自己在學校裡佔有重要的位置。	①	②	③	④
vi. 在好朋友之間我常常有自己的主意。	①	②	③	④
vii. 我有自信能有效地應付任何突如其來的事情。	①	②	③	④
viii. 當我遇到困難，我很容易放棄。	①	②	③	④
ix. 我的好朋友不可以做違法或違規的事情。	①	②	③	④
x. 有些時候，我會覺得自己是一無是處。	①	②	③	④
xi. 我常常會不遵守校規。	①	②	③	④
xii. 與別人爭執時我會以「心平氣和」的態度來解決問題。	①	②	③	④

#### 21. 你在過去六個月有沒有遇到以下的情況呢？

	有	沒有
i. 被同學欺負	①	②
ii. 被學校記缺點，小過，大過或收警告信	①	②
iii. 被流氓騷擾	①	②
iv. 和父親或母親超過一星期沒見面	①	②

#### 22. 你在過去六個月有沒有做過以下的事情呢？

	有	沒有
i. 逃學	①	②
ii. 偷東西	①	②
iii. 離家出走	①	②
iv. 毆打他人	①	②
v. 與黑社會來往	①	②
vi. 午夜在街上流連	①	②

#### 第四部分：背景資料

爲了幫助統計分析，這個研究需要了解一些你的基本資料。這些資料將會絕對保密，作整體分析之用。

##### 23. 就讀學校

① 全日制小學

② 上午班小學

③ 下午班小學

##### 24. 班級

① 小四

② 小五

③ 小六

##### 25. 年齡

① 7 歲

② 8 歲

③ 9 歲

④ 10 歲

⑤ 11 歲

⑥ 12 歲

⑦ 13 歲

⑧ 14 歲

⑨ 15 歲或以上

##### 26. 性別

① 男

② 女

##### 27. 你自己住在哪一區？

香港島

① 中西區

② 灣仔區

③ 東區

④ 南區

九龍

⑤ 油尖旺區

⑥ 深水埗區

⑦ 九龍城區

⑧ 黃大仙區

⑨ 觀塘區

新界

⑩ 葵青區

⑪ 荃灣區

⑫ 屯門區

⑬ 元朗區

⑭ 北區

內地

⑰ 大埔區

⑱ 沙田區

⑲ 西貢區

⑲ 離島區

⑳ 其他 / 不清楚 (請註明街道 / 樓宇名稱) \_\_\_\_\_

##### 28. 父母是不是與你同住呢？

① 父母親都與我同住

② 只有父親與我同住

③ 只有母親與我同住

④ 父母親都不是與我同住

##### 29. 你家庭居住的房屋是甚麼類型？

① 公營租住單位 (例如公屋)

② 資助出售單位 (例如居屋)

③ 私人住宅單位

④ 臨時房屋

⑤ 員工宿舍

⑥ 其他 / 不清楚 (請註明樓宇 / 屋苑名稱) \_\_\_\_\_

##### 30. 你的父母是否擁有私人汽車 (不包括電單車和營業車輛例如的士)？

① 否

② 是

- 問卷完 -

**The 2008 Survey of Drug Use among Students**  
**Commissioned by the Narcotics Division, Security Bureau**  
**Executed by Consumer Search Hong Kong Ltd**

**SECTION 1: USE OF DRUGS**

“Drugs” refer to any substances listed in questions 3-L or 3-R or any substances that will harm the mental health of a person. Common drugs are heroin, ketamine, ecstasy and ice, etc.

**1. Have you ever seen in person the actual substance in the pictures (If you have seen them in the pictures / videos / exhibits shown on TV, books or other media, it does not count)? (Pictures below are for illustration only)**

Yes ①  
No ②



Yes ③  
No ④



Yes ⑤  
No ⑥




Yes ⑦  
No ⑧



Yes ⑨  
No ⑩



Yes ⑪  
No ⑫



Yes ⑬  
No ⑭



Yes ⑮  
No ⑯



**2. Have you ever used drugs?**

No

①

②

Yes

If “No”, please answer questions 3-L to 8-L in the left column)

If “Yes”, please answer questions 3-R to 8-R in the right column)

**3-L. Do you know about any of these drugs? (multiple answers are allowed)**

- Heroin ①
- Codeine / Cough Medicines ②
- Cocaine / XTC ③
- Ecstasy (MDMA) ④
- Cannabis (Grass / Marijuana / Pot / Hash / joint) ⑤
- Ice ⑥
- Halcion (Dormicum) ⑦
- Ketamine (K, Ket, K Zai, Special k, Vitamin) ⑧
- Give-me-five ⑨
- Thinner (Glue / Lighter fuel gas / Organic solvent) ⑩
- None of the above ⑪



**4-L. What will you do if you know your close friends use drugs? (multiple answers are allowed)**

- Pretend of knowing nothing ①
- Tell my teachers or parents ②
- Ask them why they are taking drugs ③
- Persuade them to seek help from others ④
- Stay away from them ⑤
- Others ⑥

↓ Go to Question 5-L

**3-R. Which of these have you ever used? (multiple answers are allowed)**

- Heroin ①
- Codeine / Cough Medicines ②
- Cocaine / XTC ③
- Ecstasy (MDMA) ④
- Cannabis (Grass / Marijuana / Pot / Hash / joint) ⑤
- Ice ⑥
- Halcion (Dormicum) ⑦
- Ketamine (K, Ket, K Zai, Special k, Vitamin) ⑧
- Give-me-five ⑨
- Thinner (Glue / Lighter fuel gas / Organic solvent) ⑩
- None of the above ⑪



**4-R. Why did you use drugs? (multiple answers are allowed)**

- Curiosity ①
- Peer influence ②
- To seek euphoria / sensory satisfaction ③
- Relief of boredom / depression / anxiety ④
- To relieve stress ⑤
- To show off ⑥
- To be trendy ⑦
- To freshen up myself ⑧
- Other reasons ⑨

↓ Go to Question 5-R

**5-L. Have you ever heard of any anti-drug messages?  
If “yes”, which is the main source(s) of such information?**

- No ----- ①
- Yes, from... (multiple answers are allowed) → ②
  - mass media such as TV, radio, newspaper, etc ③
  - school curriculum ④
  - anti-drug talks ⑤
  - the internet (including email / blog / MSN) ⑥
  - voluntary youth agencies ⑦
  - books ⑧
  - anti-drug posters ⑨
  - The Hong Kong Jockey Club Drug InfoCentre ⑩
  - Other sources ⑪



**6-L. Have you ever participated in any of these anti-drug activities? If “yes”, which one(s)?**

- No ----- ①
- Yes (multiple answers are allowed) → ②
  - Seminars / talks ③
  - Carnivals ④
  - Outdoor activities ⑤
  - Voluntary work ⑥
  - Variety shows / concerts ⑦
  - Movie shows ⑧
  - Video games / video clips / online games ⑨
  - Drama ⑩
  - Dance / music competitions ⑪
  - Others ⑫

↓ Go to Question 7-L

**5-R. Who supplied drugs to you?  
(multiple answers are allowed)**

- ① Schoolmates
- ② Boyfriend / girlfriend
- ③ Webpals
- ④ Friends
- ⑤ Neighbours
- ⑥ Parents
- ⑦ Brothers / sisters
- ⑧ Relatives
- ⑨ Drug dealers
- ⑩ Pharmacies
- ⑪ Strangers
- ⑫ Others



**6-R. Where do you usually use drugs?  
(multiple answers are allowed)**

- ① My home
- ② Friend’s / schoolmate’s / neighbours’ home
- ③ School (including dormitory)
- ④ Internet café / cyber café
- ⑤ Video game centre
- ⑥ Karaoke / disco
- ⑦ Bar / pub
- ⑧ Other upstairs entertainment venues
- ⑨ Cinema
- ⑩ Public playground / park / public toilet
- ⑪ Staircase or public area in building
- ⑫ Beach
- ⑬ Holiday rental resort / rental place
- ⑭ Shopping malls
- ⑮ Shops
- ⑯ Other places

↓ Go to Question 7-R



7-L. Which of these anti-drug activities would you like to do?  
(multiple answers are allowed)

- Seminars / talks ①
- Carnivals ②
- Outdoor activities ③
- Voluntary works ④
- Variety shows / concerts ⑤
- Movie shows ⑥
- Video games / short video clips / online games ⑦
- Drama ⑧
- Dance / music competitions ⑨
- None of the above ⑩



8-L. Who would you like the most to give drug information to you?

- Ex-drug abusers ①
- Parents ②
- Teachers ③
- Medical professionals ④
- Social workers ⑤
- Government officials ⑥
- TV/ movie stars or pop singers ⑦
- Famous athletes ⑧
- Others ⑨

↓ Go to Question 9

7-R. Except for Hong Kong, have you ever used drugs in any places in Mainland China (e.g. Shenzhen, Guangzhou, Macau)?

- ① No
- ② Yes




8-R. When did you last use drugs?


- ① Within 30 days
- ② Within a year; but more than 30 days ago
- ③ One year ago

↓ Go to Question 9

**9. Do you personally know anyone who uses drugs? If “yes”, who?**

- ① No
  - ② Yes, they are my... (multiple answers are allowed) 
- |                          |                      |
|--------------------------|----------------------|
| ③ schoolmates            | ⑧ parents            |
| ④ boyfriend / girlfriend | ⑨ brothers / sisters |
| ⑤ webpals                | ⑩ relatives          |
| ⑥ friends                | ⑪ others             |
| ⑦ neighbours             |                      |

**10. Do you approve of people using drugs?**

- ① Disapprove
  - ② Approve, people can..... 
- ③ always use drugs
  - ④ sometimes use drugs
  - ⑤ use drugs in a specific occasion , e.g. at parties or when feeling unhappy, etc

**11. Comparing the two terms “substance abuse” and “drug abuse”, which one do you think is more harmful to health?**

- ① “Substance abuse” is more harmful to health.
- ② “Drug abuse” is more harmful to health.
- ③ They are the same.

**12. Comparing abusing “traditional drugs” (such as heroin) and “psychotropic drugs” (including psychotropic substances such as ecstasy, K, ice etc.), which one do you think is more harmful to health?**

- ① Abusing “traditional drugs” is more harmful to health..
- ② Abusing “psychotropic drugs” is more harmful to health..
- ③ They are equally harmful.

**13. Do you think using traditional drugs is against the law in Hong Kong?**

- ① Using traditional drugs is against the law.
- ② Using traditional drugs is not against the law.

**14. Do you think using psychotropic drugs is against the law in Hong Kong?**

- ① Using psychotropic drugs is against the law.
- ② Using psychotropic drugs is not against the law.

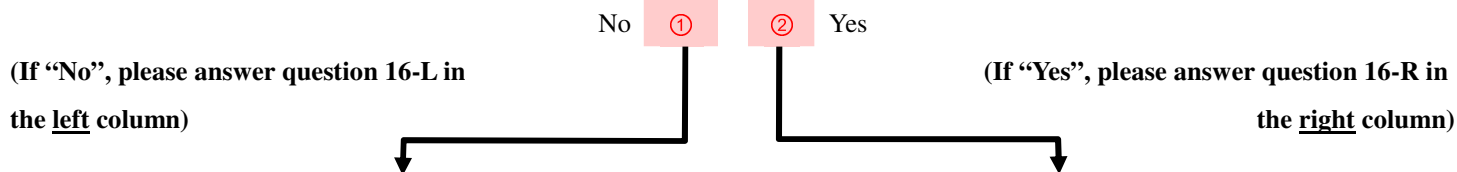
## SECTION 2 : USE OF ALCOHOL AND TOBACCO

This Section is about the use of alcoholic drink and tobacco.

“Alcohol” refers to any kind of alcoholic beverage including strong wine, red/white wine, beer, cocktail, shandy, cooler and spirits.

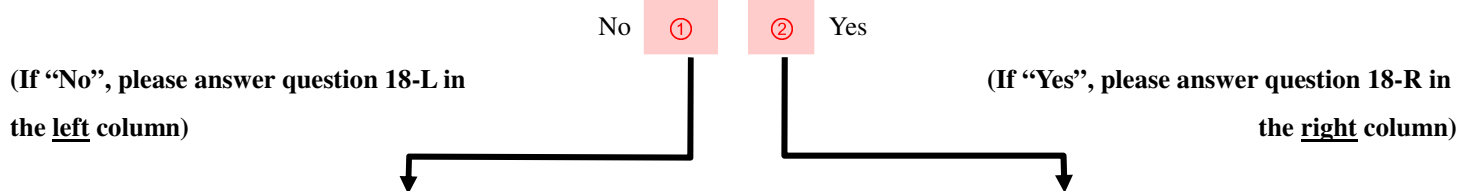
“Tobacco” refers to all tobacco products including cigarettes, cigars and pipe tobacco.

### 15. Have you ever drunk any alcoholic beverages (i.e. drink alcohol)?



16-L. Why don't you drink alcohol? (multiple answers are allowed)	16-R. When did you last drink?
Alcohol is harmful to health <span style="border: 1px solid black; border-radius: 50%; padding: 2px;">①</span>	<span style="border: 1px solid black; border-radius: 50%; padding: 2px;">①</span> Within the last 30 days
I am not old enough to drink <span style="border: 1px solid black; border-radius: 50%; padding: 2px;">②</span>	<span style="border: 1px solid black; border-radius: 50%; padding: 2px;">②</span> Within the year; but more than 30 days ago
My friends do not drink <span style="border: 1px solid black; border-radius: 50%; padding: 2px;">③</span>	<span style="border: 1px solid black; border-radius: 50%; padding: 2px;">③</span> One year ago
My parents do not allow me to drink <span style="border: 1px solid black; border-radius: 50%; padding: 2px;">④</span>	
I am not interested in drinking <span style="border: 1px solid black; border-radius: 50%; padding: 2px;">⑤</span>	
I do not like the image of drinkers <span style="border: 1px solid black; border-radius: 50%; padding: 2px;">⑥</span>	
I have no money <span style="border: 1px solid black; border-radius: 50%; padding: 2px;">⑦</span>	
I have no chance to drink alcohol <span style="border: 1px solid black; border-radius: 50%; padding: 2px;">⑧</span>	
I do not like the taste of alcohol <span style="border: 1px solid black; border-radius: 50%; padding: 2px;">⑨</span>	
Others <span style="border: 1px solid black; border-radius: 50%; padding: 2px;">⑩</span>	
↓ Go to Question 17	↓ Go to Question 17

### 17. Have you ever smoked any tobacco products (i.e. smoking)?



18-L. Why don't you smoke? (multiple answers are allowed)	18-R. When did you last smoke?
Smoking is harmful to health <span style="border: 1px solid black; border-radius: 50%; padding: 2px;">①</span>	<span style="border: 1px solid black; border-radius: 50%; padding: 2px;">①</span> Within the last 30 days
I am not old enough to smoke <span style="border: 1px solid black; border-radius: 50%; padding: 2px;">②</span>	<span style="border: 1px solid black; border-radius: 50%; padding: 2px;">②</span> Within the year; but more than 30 days ago
My friends do not smoke <span style="border: 1px solid black; border-radius: 50%; padding: 2px;">③</span>	<span style="border: 1px solid black; border-radius: 50%; padding: 2px;">③</span> One year ago
My parents do not allow me to smoke <span style="border: 1px solid black; border-radius: 50%; padding: 2px;">④</span>	
I am not interested in smoking <span style="border: 1px solid black; border-radius: 50%; padding: 2px;">⑤</span>	
I do not like the image of smokers <span style="border: 1px solid black; border-radius: 50%; padding: 2px;">⑥</span>	
I have no money to buy tobacco products <span style="border: 1px solid black; border-radius: 50%; padding: 2px;">⑦</span>	
I have no chance to smoke <span style="border: 1px solid black; border-radius: 50%; padding: 2px;">⑧</span>	
I do not like the smell of smoke <span style="border: 1px solid black; border-radius: 50%; padding: 2px;">⑨</span>	
Others <span style="border: 1px solid black; border-radius: 50%; padding: 2px;">⑩</span>	
↓ Go to Question 19	↓ Go to Question 19

### SECTION 3 : HABITS, EXPERIENCE AND SELF-IMAGE

#### 19. What do you do mostly in your free time? (multiple answers are allowed)

- |                                    |                                                                 |                                                                        |
|------------------------------------|-----------------------------------------------------------------|------------------------------------------------------------------------|
| ① Chat with friends                | ⑥ Watch TV/ listen to the radio or music                        | ⑪ Sleep                                                                |
| ② Watch movies                     | ⑦ Go to karaoke or discos                                       | ⑫ Participate in voluntary work                                        |
| ③ Play video games                 | ⑧ Cultural activities (e.g. play instruments/ drawing/ dancing) | ⑬ Internet activities (e.g. surfing the Internet / writing Blog / MSN) |
| ④ Play sports / outdoor activities | ⑨ Shopping / wandering on streets                               | ⑭ Read books                                                           |
| ⑤ After school activities          | ⑩ Hanging around at home                                        | ⑮ Read comics                                                          |
|                                    |                                                                 | ⑯ Others                                                               |

#### 20. Do you agree with these sentences?

	Strongly disagree	Disagree	Agree	Strongly agree
i. I am influenced by my close friends easily.	①	②	③	④
ii. I can always manage to solve difficult problems if I try hard enough.	①	②	③	④
iii. Most of the time, I am satisfied with myself.	①	②	③	④
iv. My parents care about my feelings.	①	②	③	④
v. I feel I am well-liked in school.	①	②	③	④
vi. I always have my own idea among my group of friends.	①	②	③	④
vii. I am confident that I could deal with unexpected events.	①	②	③	④
viii. I give up easily when I am challenged.	①	②	③	④
ix. My close friends do not do anything that breaks the law	①	②	③	④
x. Sometimes I think I am no good at all.	①	②	③	④
xi. I often break school rules.	①	②	③	④
xii. I handle arguments calmly..	①	②	③	④

**21. Has the following happened to you in the past six months?**

	Yes	No
i. Bullied by schoolmates	①	②
ii. Warned by school	①	②
iii. Harassed by triads / gangsters	①	②
iv. Have not seen mom or dad for more than a week	①	②

**22. Have you done the followings in the past 6 months?**

	Yes	No
i. Skipped school	①	②
ii. Stole things	①	②
iii. Run away from home	①	②
iv. Bullied someone	①	②
v. Involved in triad society	①	②
vi. Roaming around at night	①	②

## SECTION 4 : BACKGROUND INFORMATION

We would require some background information from you in order to facilitate the statistical analyses. Data collection will be treated as strictly confidential and used for aggregated statistical analyses only.

### 23. Type of school

- ① Primary School - Whole Day       ② Primary School - AM Session       ③ Primary School - PM Session

### 24. Grade

- ① Primary 4 (Grade 4)       ② Primary 5 (Grade 5)       ③ Primary 6 (Grade 6)

### 25. Age

- ① 7 years old       ④ 10 years old       ⑦ 13 years old  
 ② 8 years old       ⑤ 11 years old       ⑧ 14 years old  
 ③ 9 years old       ⑥ 12 years old       ⑨ 15 years old or above

### 26. Gender

- ① Male       ② Female

### 27. In which district do you live in?

#### Hong Kong Island

- ① Central and Western  
 ② Wanchai  
 ③ Eastern  
 ④ Southern

#### Kowloon

- ⑤ Yau Tsim Mong  
 ⑥ Sham Shui Po  
 ⑦ Kowloon City  
 ⑧ Wong Tai Sin  
 ⑨ Kwun Tong

#### New Territories

- ⑩ Kwai Tsing  
 ⑪ Tsuen Wan  
 ⑫ Tuen Mun  
 ⑬ Yuen Long  
 ⑭ Northern

#### Mainland China

- ⑰ Tai Po  
 ⑱ Shenzhen

- ⑲ Islands  
 ⑳ Others / uncertain (please specify the name of street / building) \_\_\_\_\_

### 28. Are your parents living with you?

- ① Both my parents are living with me  
 ② Only my father is living with me  
 ③ Only my mother is living with me  
 ④ Both my parents are not living with me

### 29. What type of housing is your family living in?

- ① Public rental housing (e.g. public housing estate)  
 ② Subsidised sale flat (e.g. Home Ownership Scheme housing)  
 ③ Private housing  
 ④ Temporary housing  
 ⑤ Staff quarters  
 ⑥ Others / uncertain (please specify the name of building / estate) \_\_\_\_\_

### 30. Do your parents own a car?

- ① No  
 ② Yes

- The End -

## 二零零八／零九年 學生服用藥物情況調查

保安局 禁毒處 委託

精確市場研究中心 進行

## 第一部分：吸食毒品

「毒品」是指列載於問題 5-L 及 5-R 中的任何物質或其他危害精神的物品。常見的毒品有海洛英、氫胺酮、搖頭丸和冰毒等。

1. 你親眼見過任何以下這些毒品的實物嗎 (不包括在電視、書本及其他媒體所見的照片、片段或展覽品)?

(以下照片只供參考)

有 ① 1. 五仔

沒有 ②



有 ③ 2. 可卡因

沒有 ④



有 ⑤ 3. 藍精靈 / 白瓜子

沒有 ⑥



有 ⑦ 4. 大麻

沒有 ⑧



有 ⑨ 5. 冰毒

沒有 ⑩



有 ⑪ 6. 白粉 / 海洛英

沒有 ⑫



有 ⑬ 7. 搖頭丸

沒有 ⑭



有 ⑮ 8. K 仔 / 氫胺酮

沒有 ⑯



2. 在你自己認識的人當中，有沒有人吸食毒品？如果「有」，是誰呢？

① 完全沒有

② 有，他們是我的... (可選多於一項)

③ 同學

④ 男朋友 / 女朋友

⑤ 網友

⑥ 其他朋友

⑦ 鄰居

⑧ 父母

⑨ 兄弟姊妹

⑩ 親戚

⑪ 其他人

3. 你是否贊成別人吸食毒品？

① 不贊成

② 贊成，別人可以...

③ 經常吸食毒品

④ 偶然吸食毒品

⑤ 在某些情況下吸食毒品，如在派對裡、不開心時等

4. 你有沒有曾經吸食過毒品？

沒有

①

②

有

(如「沒有」，請回答問題 5-L 至 17-L，即左方的問題)

(如「有」，請回答問題 5-R 至 17-R，即右方的問題)

5-L. 你曾經聽聞下列哪種毒品呢？

(可選多於一項)

白粉 (海洛英) ①

咳水 / 咳丸 (O 仔 / MB / 黃豆仔 / DM 丸) ②

可卡因 ③

搖頭丸 (忘我 / E 仔 / 狂喜 / 搖搖) ④

大麻 (草 / 大麻花 / 大麻精 / 大麻油) ⑤

冰 (冰毒) ⑥

白瓜子 (藍精靈 / 速眠安) ⑦

K 仔 (茄 / 氯胺酮) ⑧

五仔 (哈哈笑 / Give-me-five) ⑨

天拿水 (膠水 / 強力膠 / 打火機油 / 有機溶劑) ⑩

以上的毒品均沒有聽聞 ⑪

↓ 請往問題 6-L

5-R. 你曾經吸食下列哪種毒品呢？

(可選多於一項)

① 白粉 (海洛英)

② 咳水 / 咳丸 (O 仔 / MB / 黃豆仔 / DM 丸)

③ 可卡因

④ 搖頭丸 (忘我 / E 仔 / 狂喜 / 搖搖)

⑤ 大麻 (草 / 大麻花 / 大麻精 / 大麻油)

⑥ 冰 (冰毒)

⑦ 白瓜子 (藍精靈 / 速眠安)

⑧ K 仔 (茄 / 氯胺酮)

⑨ 五仔 (哈哈笑 / Give-me-five)

⑩ 天拿水 (膠水 / 強力膠 / 打火機油 / 有機溶劑)

⑪ 其他毒品

↓ 請往問題 6-R



6-L. 有沒有人曾經給予你毒品？ 如果「有」，是誰給予你的呢？

- 完全沒有 ----- ①  
有，(可選多於一項) → ②
- 同學 ③
  - 男朋友 / 女朋友 ④
  - 網友 ⑤
  - 其他朋友 ⑥
  - 鄰居 ⑦
  - 父母 ⑧
  - 兄弟姊妹 ⑨
  - 親戚 ⑩
  - 毒販 ⑪
  - 藥房 ⑫
  - 陌生人 ⑬
  - 其他人 ⑭



7-L. 這些人在甚麼地方給予你毒品？

(可選多於一項)

- 不適用，從沒有人給予我毒品 ①
- 自己家中 ②
- 朋友 / 同學 / 鄰居家中 ③
- 學校 (包括宿舍) ④
- 網吧 ⑤
- 電子遊戲機中心 ⑥
- 卡拉 OK / 的士高 ⑦
- 酒吧 ⑧
- 其他樓上娛樂場所 ⑨
- 戲院 ⑩
- 公眾遊樂場 / 球場 / 公園 / 公廁 ⑪
- 大廈梯間或大廈的公眾地方 ⑫
- 沙灘 ⑬
- 出租屋 / 渡假屋 / 出租地方 ⑭
- 商場 ⑮
- 其他地方 ⑯

↓ 請往問題 8-L

6-R. 你首次吸食毒品時年紀有多大？

- ① 6 歲或以下
- ② 7-8 歲
- ③ 9-10 歲
- ④ 11-12 歲
- ⑤ 13-14 歲
- ⑥ 15-16 歲
- ⑦ 17-18 歲
- ⑧ 19-20 歲
- ⑨ 21 歲或以上
- ⑩ 我記不起



7-R. 你通常會在哪些地方吸食毒品？

(可選多於一項)

- ① 自己家中
- ② 朋友 / 同學 / 鄰居家中
- ③ 學校 (包括宿舍)
- ④ 網吧
- ⑤ 電子遊戲機中心
- ⑥ 卡拉 OK / 的士高
- ⑦ 酒吧
- ⑧ 其他樓上娛樂場所
- ⑨ 戲院
- ⑩ 公眾遊樂場 / 球場 / 公園 / 公廁
- ⑪ 大廈梯間或大廈的公眾地方
- ⑫ 沙灘
- ⑬ 出租屋 / 渡假屋 / 出租地方
- ⑭ 商場
- ⑮ 商店
- ⑯ 其他地方

↓ 請往問題 8-R

8-L. 你如何拒絕他們所給予的毒品?

(可選多於一項)

- 不適用, 從沒有人給予我毒品 ①
- 我直接地拒絕 ②
- 在場的朋友助我拒絕 ③
- 找藉口拒絕 ④
- 我轉換了話題 / 提議做其他事 ⑤
- 我向其他人尋求協助 ⑥
- 其他方法 ⑦



9-L. 你有沒有告訴其他人曾經有人給予你毒品?

如果「有」, 是誰呢?

- 完全沒有, ...
- 從沒有人給予我毒品 ①
  - 我沒有告訴任何人 ②
- 有, 我告訴了... (可選多於一項)
- 同學 ③
  - 男朋友 / 女朋友 ④
  - 網友 ⑤
  - 其他朋友 ⑥
  - 鄰居 ⑦
  - 父母 ⑧
  - 兄弟姊妹 ⑨
  - 親戚 ⑩
  - 醫生及醫護人員 ⑪
  - 老師 ⑫
  - 社工 ⑬
  - 戒毒機構 ⑭
  - 警方的學校聯絡主任 ⑮
  - 其他人 ⑯

↓ 請往問題 10-L

8-R. 你用來購買毒品的主要金錢來源是甚麼?

(可選多於一項)

- 零用錢 ①
- 向朋友 / 同學借來的錢 ②
- 做合法兼職得來的錢 ③
- 出售毒品 ④
- 偷竊 ⑤
- 其他非法途徑 ⑥
- 以上之外的其他財政來源 ⑦
- 免費 ⑧



9-R. 是誰提供毒品給你呢? (可選多於一項)

- 同學 ①
- 男朋友 / 女朋友 ②
- 網友 ③
- 其他朋友 ④
- 鄰居 ⑤
- 父母 ⑥
- 兄弟姊妹 ⑦
- 親戚 ⑧
- 毒販 ⑨
- 藥房 ⑩
- 陌生人 ⑪
- 其他人 ⑫

↓ 請往問題 10-R

10-L. 哪些是令你遠離毒品的因素?

(可選多於一項)

- 吸食毒品會損害健康 ①
- 藏有毒品是違法的 ②
- 父母 / 兄弟姊妹的影響 ③
- 非吸食毒品朋友的影響 ④
- 傳媒 / 偶像的影響 ⑤
- 老師的影響 ⑥
- 有其他比吸食毒品更有趣的事情可做 ⑦
- 我有堅強的意志力去抵抗吸毒 ⑧
- 我不喜歡吸毒者的形象 ⑨
- 我害怕吸毒所帶來的後果 ⑩
- 其他 ⑪



11-L. 如果你知道你的好朋友吸食毒品，你會怎樣做呢? (可選多於一項)

- 裝作不知道 ①
- 告訴老師或父母 ②
- 直接與他們對話了解情況 ③
- 勸他們向其他人尋求協助 ④
- 疏遠他們 ⑤
- 其他 ⑥



12-L. 你有沒有曾經接觸過任何有關禁毒的資訊? 如果「有」，哪些是主要的資訊來源?

- 完全沒有 ----- ①
- 有，從...(可選多於一項) → ②
- 電視，收音機及報紙等大眾傳播媒介 ③
- 學校課程 ④
- 禁毒講座 ⑤
- 互聯網 (包括電郵 / Blog / MSN) ⑥
- 志願青少年機構 ⑦
- 書本 ⑧
- 禁毒宣傳海報 ⑨
- 香港賽馬會藥物資訊天地 ⑩
- 其他來源 ⑪

↓ 請往問題 13-L

10-R. 你會和哪些人一同吸食毒品呢?

(可選多於一項)

- ① 通常自己一個人吸食
- ② 同學
- ③ 男朋友 / 女朋友
- ④ 網友
- ⑤ 其他朋友
- ⑥ 鄰居
- ⑦ 父母
- ⑧ 兄弟姊妹
- ⑨ 親戚
- ⑩ 毒販
- ⑪ 陌生人
- ⑫ 其他人



11-R. 你吸食毒品的主要原因是甚麼? (可選多於一項)

- ① 好奇
- ② 受朋輩影響
- ③ 尋求刺激
- ④ 消愁解悶 / 逃避不開心或不安的感覺
- ⑤ 減輕壓力
- ⑥ 炫耀
- ⑦ 跟潮流
- ⑧ 提神
- ⑨ 其他原因



12-R. 除香港外，你有沒有曾經在中國任何地方 (例如深圳、廣州、澳門) 吸食毒品嗎?

- ① 沒有 → 請回答問題 14-R
- ② 有 → 請回答問題 13-R

↓ 請往問題 13-R

13-L. 你有沒有曾經參與下列的禁毒活動？如果

「有」，是哪些呢？

完全沒有 ----- ①

有 (可選多於一項) → ②

研討會 / 講座 ③

嘉年華會 ④

戶外活動 ⑤

義務工作 ⑥

綜藝表演 / 音樂會 ⑦

電影欣賞 ⑧

電子遊戲 / 短片 / 網上遊戲 ⑨

話劇 ⑩

跳舞 / 音樂比賽 ⑪

其他 ⑫



14-L. 下列哪些禁毒活動你會感興趣參加？

(可選多於一項)

研討會 / 講座 ①

嘉年華會 ②

戶外活動 ③

義務工作 ④

綜藝表演 / 音樂會 ⑤

電影欣賞 ⑥

電子遊戲 / 短片 / 網上遊戲 ⑦

話劇 ⑧

跳舞 / 音樂比賽 ⑨

我對以上活動均沒有興趣參加 ⑩

↓ 請往問題 15-L

13-R. 你曾經在中國哪個城市吸食毒品？

(可選多於一項)

① 深圳

② 廣州

③ 東莞

④ 珠海

⑤ 澳門

⑥ 其他



14-R. 你有沒有曾經因為吸食毒品問題而向他人求助？

如果「有」，是誰給你最大幫助呢？

① ----- 完全沒有

② → 有，給我最大幫助是...

③ 同學

④ 男朋友 / 女朋友

⑤ 網友

⑥ 其他朋友

⑦ 鄰居

⑧ 父母

⑨ 兄弟姊妹

⑩ 親戚

⑪ 醫生及醫護人員

⑫ 老師

⑬ 社工

⑭ 戒毒機構

⑮ 警方的學校聯絡主任

⑯ 其他人

↓ 請往問題 15-R

15-L. 你最喜歡由誰傳遞禁毒資訊給你呢？

- 曾經吸毒人士 ①
- 父母 ②
- 老師 ③
- 醫療界專業人士 ④
- 社工 ⑤
- 政府官員 ⑥
- 電視 / 電影明星或流行歌手 ⑦
- 有名的運動員 ⑧
- 其他 ⑨



16-L. 你在過去半年內有沒有遇到嚴重打擊？如果「有」，哪一項你是最難忘的？

- 完全沒有 ----- ①
- 有， ----- ②
- 好朋友 / 親戚逝世 ③
- 自己患上嚴重疾病 ④
- 與父母或其他家人產生嚴重衝突 ⑤
- 家庭環境突然產生劇變 ⑥
- 在重要考試中失敗 ⑦
- 與老師產生嚴重衝突 ⑧
- 與同輩 / 朋友產生嚴重衝突 ⑨
- 失戀 ⑩
- 其他 ⑪



17-L. 你現在是否已經克服了上述事件的負面感受？如果「是」，如何克服？

- 否 ----- ①
- 我從沒有遇到這些事情 ①
- 我仍未能克服它 ②
- 是，我透過...(可選多於一項) ----- ③
- 與別人分享來克服它 ③
- 與有關人士冷靜地討論來克服它 ④
- 自我反省來克服它 ⑤
- 向專業人士/ 家人/ 老師/ 社工尋求協助來克服它 ⑥
- 靠自己來克服它 ⑦
- 其他方法來克服它 ⑧

↓ 請往問題 18

15-R. 你對上一次吸食毒品是甚麼時候？

- ① 在三十天內 → 請回答問題 16-R
- ② 一年內；但在三十天前 } → 請回答問題 17-R
- ③ 一年以前



16-R. 在過去三十日內，你共吸食毒品多少次？

- ① 1 至 3 次
- ② 4 至 11 次
- ③ 12 至 29 次
- ④ 30 次或以上



17-R. 你有沒有嘗試停止吸食毒品或戒毒？有或沒有的原因是甚麼？

- 有，因為(可選多於一項)
- ① 吸毒影響我的學業
- ② 吸毒影響我的家庭
- ③ 吸毒影響我的健康
- ④ 吸毒影響我與朋友的關係
- ⑤ 吸毒影響我的日常生活
- ⑥ 我沒有足夠金錢
- ⑦ 其他
- 沒有，因為...(可選多於一項)
- ⑧ 我不覺得自己已經上癮
- ⑨ 我不認為吸食毒品會對身體造成嚴重損害
- ⑩ 我很喜歡吸食毒品後的感覺
- ⑪ 我的朋友仍有吸食毒品
- ⑫ 我的家人沒有阻止我
- ⑬ 戒毒很辛苦
- ⑭ 其他原因

↓ 請往問題 18

## 第二部分：對毒品的看法

### 18. 你是否同意以下句子？

#### 答案欄

	十分不同意	不同意	同意	十分同意
i. 我相信吸食毒品會令我的外表變得難看。	①	②	③	④
ii. 我認為吸食毒品是很合潮流的事。	①	②	③	④
iii. 我相信吸食毒品會損害健康。	①	②	③	④
iv. 如果有機會的話我會嘗試吸食毒品。	①	②	③	④
v. 如果我吸食毒品，我不介意家人知道。	①	②	③	④
vi. 如果我吸食毒品，我不介意朋友知道。	①	②	③	④
vii. 如果我吸食毒品，我的學業必定會受到影響。	①	②	③	④
viii. 我相信吸食毒品可以令我玩得更開心。	①	②	③	④
ix. 我相信吸食毒品的青少年可受到異性的歡迎。	①	②	③	④
x. 我相信如果我拒絕吸食毒品，朋友會笑我沒膽量。	①	②	③	④
xi. 我相信吸食毒品可以令我和朋友更容易相處。	①	②	③	④
xii. 今時今日，吸食丸仔類毒品與吸煙無異，只是一種嗜好。	①	②	③	④

### 19. 若將「濫用藥物」和「吸食毒品」作比較，你認為哪個詞語所表達的行為對健康的害處較大？

- ① 「濫用藥物」所表達的行為對健康的害處較大
- ② 「吸食毒品」所表達的行為對健康的害處較大
- ③ 兩者沒有分別

### 20. 你認為吸食「傳統毒品」(如白粉)和「危害精神毒品」(包括丸仔類毒品如搖頭丸、K仔、冰毒等)哪樣會對健康的損害較大？

- ① 吸食「傳統毒品」對健康的損害較大
- ② 吸食「危害精神毒品」對健康的損害較大
- ③ 兩者沒有分別

### 21. 你認為在香港吸食傳統毒品是犯法嗎？

- ① 吸食傳統毒品是犯法的
- ② 吸食傳統毒品不是犯法的

### 22. 你認為在香港吸食危害精神毒品(包括丸仔類毒品)是犯法嗎？

- ① 吸食危害精神毒品是犯法的
- ② 吸食危害精神毒品不是犯法的

### 第三部分：飲酒和吸煙

這部分是關於飲用含酒精飲料和吸食煙草製品的。

「酒」是指各類含酒精飲料，包括烈酒、紅/白葡萄酒、啤酒、雞尾酒、仙地、含有酒精成份的果汁。

「煙草」是指各類煙草製品，包括香煙、雪茄或煙斗用煙絲。

#### 23. 你有沒有曾經飲用含酒精飲料 (即飲酒)?

沒有 ① ② 有

(如「沒有」，請回答問題 24-L 至 26-L，即左方的問題)

(如「有」，請回答問題 24-R 至 26-R，即右方的問題)

#### 24-L. 你不飲酒的原因是甚麼？ (可選多於一項)

- 飲酒會損害健康 ①
- 我未夠年齡飲酒 ②
- 我的朋友沒有飲酒 ③
- 我的父母不准我飲酒 ④
- 我沒有興趣飲酒 ⑤
- 我不喜歡飲酒者的形象 ⑥
- 我沒有金錢買酒 ⑦
- 我沒有機會飲酒 ⑧
- 我不喜歡酒的味道 ⑨
- 其他 ⑩



#### 25-L. 你家裡有沒有人經常飲酒呢？

- 完全沒有 ----- ①
- 有，我的 (可選多於一項) ②
- 父親 ③
  - 母親 ④
  - 兄弟姊妹 ⑤
  - 親戚 ⑥
  - 其他 ⑦



#### 26-L. 你是否贊成別人經常飲酒？

- 不贊成 ①
- 贊成 ②

↓ 請往問題 27

#### 24-R. 你首次飲酒時年紀有多大？

- 6 歲或以下 ①
- 7-8 歲 ②
- 9-10 歲 ③
- 11-12 歲 ④
- 13-14 歲 ⑤
- 15-16 歲 ⑥
- 17-18 歲 ⑦
- 19-20 歲 ⑧
- 21 歲或以上 ⑨
- 我記不起 ⑩



#### 25-R. 你對上一次飲酒是甚麼時候？

- ① 在三十天內 → 請回答問題 26-R
- ② 一年內；但在三十天前 } → 請回答問題 27
- ③ 一年以前



#### 26-R. 在過去三十日內，你飲酒有多頻密？

- ① 1 至 3 次
- ② 4 至 11 次
- ③ 12 至 29 次
- ④ 30 次或以上

↓ 請往問題 27

27. 你有沒有曾經吸食煙草製品 (即吸煙)?

沒有 ① ② 有

(如「沒有」, 請回答問題 28-L 至 30-L, 即左方的問題)

(如「有」, 請回答問題 28-R 至 30-R, 即右方的問題)

28-L. 你不吸煙的原因是甚麼?(可選多於一項)

- 吸煙會損害健康 ①
- 我未夠年齡吸煙 ②
- 我的朋友沒有吸煙 ③
- 我的父母不准我吸煙 ④
- 我沒有興趣吸煙 ⑤
- 我不喜歡吸煙者的形象 ⑥
- 我沒有金錢買煙草製品 ⑦
- 我沒有機會吸煙 ⑧
- 我不喜歡煙的氣味 ⑨
- 其他 ⑩



29-L. 你家裡有沒有人經常吸煙呢?

- 完全沒有 ----- ①
- 有, 我的 (可選多於一項) → ②
- 父親 ③
- 母親 ④
- 兄弟姊妹 ⑤
- 親戚 ⑥
- 其他 ⑦



30-L. 你是否贊成別人經常吸煙?

- 不贊成 ①
- 贊成 ②

↓ 請往問題 31

28-R. 你首次吸煙時年紀有多大?

- ① 6 歲或以下
- ② 7-8 歲
- ③ 9-10 歲
- ④ 11-12 歲
- ⑤ 13-14 歲
- ⑥ 15-16 歲
- ⑦ 17-18 歲
- ⑧ 19-20 歲
- ⑨ 21 歲或以上
- ⑩ 我記不起



29-R. 你對上一次吸煙是甚麼時候?

- ① 在三十天內 → 請回答問題 30-R
- ② 一年內; 但在三十天前 } → 請回答問題 31
- ③ 一年以前



30-R. 在過去三十日內, 你吸煙有多頻密?

- ① 1 至 3 次
- ② 4 至 11 次
- ③ 12 至 29 次
- ④ 30 次或以上

↓ 請往問題 31



#### 第四部分：生活習慣、經驗和自我形象

##### 31. 在閒餘的時候，你最常會做甚麼事情?(可選多於一項)

- |              |                      |                           |
|--------------|----------------------|---------------------------|
| ① 與朋友聊天      | ⑥ 看電視 / 聽電台節目或音樂     | ⑪ 睡覺                      |
| ② 看電影        | ⑦ 往卡拉 OK 或的士高        | ⑫ 參與義工服務                  |
| ③ 玩電子遊戲      | ⑧ 文化活動 (例如玩樂器/畫畫/跳舞) | ⑬ 互聯網活動 (例如上網/寫 Blog/MSN) |
| ④ 做運動 / 戶外活動 | ⑨ 購物 / 逛街            | ⑭ 閱讀                      |
| ⑤ 參與課外活動     | ⑩ 在家無所事事             | ⑮ 看漫畫                     |
|              |                      | ⑯ 其他                      |

##### 32. 你是否同意以下句子

	十分不同意	不同意	同意	十分同意
i. 我非常容易受好朋友影響。	①	②	③	④
ii. 如果我盡力去做的話，我總是能夠解決難題的。	①	②	③	④
iii. 總括來說，我對自己感到滿意。	①	②	③	④
iv. 我的父母關注我的感受。	①	②	③	④
v. 我覺得自己在學校裡佔有重要的位置。	①	②	③	④
vi. 在好朋友之間我常常有自己的主意。	①	②	③	④
vii. 我有自信能有效地應付任何突如其來的事情。	①	②	③	④
viii. 當我遇到困難，我很容易放棄。	①	②	③	④
ix. 我的好朋友不可以做違法或違規的事情。	①	②	③	④
x. 有些時候，我會覺得自己是一無是處。	①	②	③	④
xi. 我常常會不遵守校規。	①	②	③	④
xii. 與別人爭執時我會以「心平氣和」的態度來解決問題。	①	②	③	④

##### 33. 你在過去六個月是經常、偶然遇到或是從沒遇到以下的情況呢？

	從沒遇到	偶然遇到	經常遇到
i. 被同學欺負	①	②	③
ii. 被學校記缺點，小過，大過或收警告信	①	②	③
iii. 被流氓騷擾	①	②	③
iv. 和父親或母親超過一星期沒見面	①	②	③

##### 34 你在過去六個月是經常、偶然遇到或是從沒做過以下的事情呢？

	從沒做過	偶然做過	經常做
i. 逃學	①	②	③
ii. 偷東西	①	②	③
iii. 離家出走	①	②	③
iv. 毆打他人	①	②	③
v. 與黑社會來往	①	②	③
vi. 午夜在街上流連	①	②	③



The 2008 Survey of Drug Use among Students  
Commissioned by the Narcotics Division, Security Bureau  
Executed by Consumer Search Hong Kong Ltd

SECTION 1: USE OF DRUGS

“Drugs” refer to any substances listed in questions 5-L and 5-R or any substances that will harm the mental health of a person. Common drugs are heroin, ketamine, ecstasy and ice, etc.

1. Have you ever seen in person the actual substance in the pictures (If you have seen them in the pictures / videos / exhibits shown on TV, books or other media, it does not count)? (Pictures below are for illustration only)

Yes ①  
No ②

1. Give-me-five



Yes ③  
No ④

2. Cocaine



Yes ⑤  
No ⑥

3. Dormicum / Halcion



Yes ⑦  
No ⑧

4. Cannabis / Marijuana / Grass




Yes ⑨  
No ⑩

5. Ice



Yes ⑪  
No ⑫

6. Heroin



Yes ⑬  
No ⑭

7. Ecstasy / XTC



Yes ⑮  
No ⑯

8. K / Ketamine / K Zai



**2. Do you personally know anyone who uses drugs? If “yes”, who?**

- ① No
- ② Yes, they are my... (multiple answers are allowed)
  - ③ schoolmates
  - ④ boyfriend / girlfriend
  - ⑤ webpals
  - ⑥ friends
  - ⑦ neighbours
  - ⑧ parents
  - ⑨ brothers / sisters
  - ⑩ relatives
  - ⑪ others

**3. Do you approve of people using drugs?**

- ① Disapprove
- ② Approve, people can...
  - ③ always use drugs
  - ④ sometimes use drugs
  - ⑤ use drugs in a specific occasion, e.g. at parties or when feeling unhappy etc.

**4. Have you ever used drugs?**

- No ①
- Yes ②

(If “No”, please answer questions 5-L to 17-L in the left column)

(If “Yes”, please answer questions 5-R to 17-R in the right column)

**5-L. Do you know about any of these drugs? (multiple answers are allowed)**

- Heroin ①
- Codeine / Cough Medicines ②
- Cocaine / XTC ③
- Ecstasy (MDMA) ④
- Cannabis (Grass / Marijuana / Pot / Hash / joint) ⑤
- Ice ⑥
- Halcion (Dormicum) ⑦
- Ketamine (K, Ket, K Zai, Special k, Vitamin) ⑧
- Give-me-five ⑨
- Thinner (Glue / Lighter fuel gas / Organic solvent) ⑩
- None of the above ⑪

↓ Go to Question 6-L

**5-R. Which of these have you ever used? (multiple answers are allowed)**

- ① Heroin
- ② Codeine / Cough Medicines
- ③ Cocaine / XTC
- ④ Ecstasy (MDMA)
- ⑤ Cannabis (Grass / Marijuana / Pot / Hash / joint)
- ⑥ Ice
- ⑦ Halcion (Dormicum)
- ⑧ Ketamine (K, Ket, K Zai, Special k, Vitamin)
- ⑨ Give-me-five
- ⑩ Thinner (Glue / Lighter fuel gas / Organic solvent)
- ⑪ None of the above

↓ Go to Question 6-R

**6-L. Have you ever been offered any drugs? If “yes”, who offered you the drugs?**

- No ----- ①
- Yes, (multiple answers are allowed) → ②
- Schoolmates ③
- Boyfriend / girlfriend ④
- Webpals ⑤
- Friends ⑥
- Neighbours ⑦
- Parents ⑧
- Brothers / sisters ⑨
- Relatives ⑩
- Drug dealers ⑪
- Pharmacy ⑫
- Strangers ⑬
- Others ⑭



**7-L. Where were you offered the drugs? (multiple answers are allowed)**

- Not applicable. I have never been offered any drugs ①
- My home ②
- Friend’s / schoolmate’s / neighbour’s home ③
- School (including dormitory) ④
- Internet cafe / cyber cafe ⑤
- Video game centre ⑥
- Karaoke / disco ⑦
- Bar / pub ⑧
- Other upstairs entertainment venues ⑨
- Cinema ⑩
- Public playground / park / public toilet ⑪
- Staircase or public area in building ⑫
- Beach ⑬
- Holiday rental resort / rental place ⑭
- Shopping malls ⑮
- Other places ⑯

↓ Go to Question 8-L

**6-R. How old were you when you first used drugs?**

- ① 6 years old or below
- ② 7-8 years old
- ③ 9-10 years old
- ④ 11-12 years old
- ⑤ 13-14 years old
- ⑥ 15-16 years old
- ⑦ 17-18 years old
- ⑧ 19-20 years old
- ⑨ 21 years old or above
- ⑩ I can’t remember



**7-R. Where do you usually use drugs? (multiple answers are allowed)**

- ① My home
- ② Friend’s / schoolmate’s / neighbours’ home
- ③ School (including dormitory)
- ④ Internet café / cyber café
- ⑤ Video game centre
- ⑥ Karaoke / disco
- ⑦ Bar / pub
- ⑧ Other upstairs entertainment venues
- ⑨ Cinema
- ⑩ Public playground / park / public toilet
- ⑪ Staircase or public area in building
- ⑫ Beach
- ⑬ Holiday rental resort / rental place
- ⑭ Shopping malls
- ⑮ Shops
- ⑯ Other places

↓ Go to Question 8-R

- 8-L. How did you refuse the offer?**  
(multiple answers are allowed)
- Not applicable. I have never been offered any drugs ①
  - I refused directly myself ②
  - My friends helped me to refuse at the scene ③
  - I refused with an excuse ④
  - I changed the topic/suggested to do something else ⑤
  - I sought help from others ⑥
  - By other ways ⑦



**9-L. Did you tell anyone that you were offered drugs?**  
If yes, to whom?

- No,...
- I have never been offered drugs ①
  - I did not tell anyone ②
- Yes, I told...(multiple answers are allowed)
- Schoolmates ③
  - Boyfriend / girlfriend ④
  - Webpals ⑤
  - Friends ⑥
  - Neighbours ⑦
  - Parents ⑧
  - Brothers / sisters ⑨
  - Relatives ⑩
  - Doctors and medical staff ⑪
  - Teachers ⑫
  - Social workers ⑬
  - Drug treatment organisations ⑭
  - Police School Liaison Officer ⑮
  - Others ⑯

↓ Go to Question 10-L

- 8-R. Where was the main source of money for you to buy drugs?** (multiple answers are allowed)
- ① Pocket money
  - ② Borrow from friends / schoolmates
  - ③ Earn from doing legal part-time jobs
  - ④ Sell drugs
  - ⑤ Stealing
  - ⑥ Other illegal sources
  - ⑦ Other sources of money except the above
  - ⑧ Free of charge



**9-R. Who supplied drugs to you?**  
(multiple answers are allowed)

- ① Schoolmates
- ② Boyfriend / girlfriend
- ③ Webpals
- ④ Friends
- ⑤ Neighbours
- ⑥ Parents
- ⑦ Brothers / sisters
- ⑧ Relatives
- ⑨ Drug dealers
- ⑩ Pharmacies
- ⑪ Strangers
- ⑫ Others

↓ Go to Question 10-R

- 10-L. Which factor(s) keep you away from drugs? (multiple answers are allowed)**
- Drugs are harmful to health ①
  - Possessing drugs is illegal ②
  - Influence of parents / brothers and sisters ③
  - Influence of non-drug using friends ④
  - Influence of media / idols ⑤
  - Influence of teachers ⑥
  - There are more interesting things to do other than using drugs ⑦
  - I have strong will power to resist drugs ⑧
  - I dislike the image of drug users ⑨
  - I am afraid of the consequences of using drugs ⑩
  - Others ⑪



- 11-L. What will you do if you know your close friends use drugs? (multiple answers are allowed)**
- Pretend of knowing nothing ①
  - Tell my teachers or parents ②
  - Ask them why they are taking drugs ③
  - Persuade them to seek help from others ④
  - Stay away from them ⑤
  - Others ⑥



- 12-L. Have you ever heard of any anti-drug messages? If “yes”, which is the main source(s) of such information?**
- No ----- ①
  - Yes, from...(multiple answers are allowed) → ②
    - mass media such as TV, radio, newspaper, etc ③
    - school curriculum ④
    - anti-drug talks ⑤
    - the internet (including email / blog / MSN) ⑥
    - voluntary youth agencies ⑦
    - books ⑧
    - anti-drug posters ⑨
    - The Hong Kong Jockey Club Drug InfoCentre ⑩
    - Other sources ⑪

↓ Go to Question 13-L

- 10-R. Whom were with you when you used drugs? (multiple answers are allowed)**
- ① I used drugs alone
  - ② Schoolmates
  - ③ Boyfriend / girlfriend
  - ④ Webpals
  - ⑤ Friends
  - ⑥ Neighbours
  - ⑦ Parents
  - ⑧ Brothers / sisters
  - ⑨ Relatives
  - ⑩ Drug dealers
  - ⑪ Strangers
  - ⑫ Others



- 11-R. Why did you use drugs? (multiple answers are allowed)**
- ① Curiosity
  - ② Peer influence
  - ③ To seek euphoria / sensory satisfaction
  - ④ Relief of boredom / depression / anxiety
  - ⑤ To relieve stress
  - ⑥ To show off
  - ⑦ To be trendy
  - ⑧ To freshen up myself
  - ⑨ Other reasons



- 12-R. Except for Hong Kong, have you ever used drugs in any places in Mainland China (e.g. Shenzhen, Guangzhou, Macau)?**
- ① No → Please proceed to Q14-R
  - ② Yes → Please proceed to Q13-R

↓ Go to Question 13-R

**13-L. Have you ever participated in these anti-drug activities? If “yes”, which one(s)?**

No ----- ①

Yes (multiple answers are allowed) → ②

Seminars / talks ③

Carnivals ④

Outdoor activities ⑤

Voluntary work ⑥

Variety shows / concerts ⑦

Movie shows ⑧

Video games / video clips / online games ⑨

Drama ⑩

Dance / music competitions ⑪

Others ⑫

↓

**14-L. Which of these anti-drug activities would you like to do? (multiple answers are allowed)**

Seminars / talks ①

Carnivals ②

Outdoor activities ③

Voluntary work ④

Variety shows / concerts ⑤

Movie shows ⑥

Video games / video clips / online games ⑦

Drama ⑧

Dance / music competitions ⑨

None of the above ⑩

↓ Go to Question 15-L

**13-R. In which city in the Mainland China have you ever used drugs? (multiple answers are allowed)**

① Shenzhen

② Guangzhou

③ Dongguan

④ Zhuhai

⑤ Macau

⑥ Others

↓

**14-R. Have you ever sought help from others in dealing with problems resulting from using drugs? If “yes”, who gave you the greatest help?**

① ----- No

② → Yes, I got the greatest help from...

③ Schoolmates

④ Boyfriend / girlfriend

⑤ Webpals

⑥ Friends

⑦ Neighbours

⑧ Parents

⑨ Brothers / sisters

⑩ Relatives

⑪ Doctors and medical staff

⑫ Teachers

⑬ Social workers

⑭ Drug treatment organisations

⑮ Police School Liaison Officer

⑯ Others

↓ Go to Question 15-R



- 15-L. Who would you like the most to give drug information to you?**
- Ex-drug abusers ①
  - Parents ②
  - Teachers ③
  - Medical professionals ④
  - Social workers ⑤
  - Government officials ⑥
  - TV / movie stars or pop singers ⑦
  - Famous athletes ⑧
  - Others ⑨



**16-L. Have you experienced the following event in the past 6 months? If “yes”, which is the most unforgettable one?**

- No ----- ①
- Yes, ----- ②
- death of a close friend / relative ③
- severe personal sickness ④
- severe conflict with parents or other family members ⑤
- sudden and drastic changes in family circumstances ⑥
- very poor results in major examinations ⑦
- severe conflict with teachers ⑧
- severe conflict with peers / friends ⑨
- break up with lovers ⑩
- others ⑪



**17-L. Have you now overcome the negative feelings from the event mentioned above? If “yes”, how?**

- No ----- ①
- I have never come across such events ②
- I have not yet overcome it ③
- Yes, I have got over it by... (multiple answers allowed) →
  - sharing with others ④
  - discussing with the party concerned calmly ⑤
  - self reflection ⑥
  - seeking help from professionals/ family members/ teachers/ social workers ⑦
  - myself ⑧
  - other means ⑨

↓ Go to Question 18

**15-R. When did you last use drugs?**

- ① Within 30 days → Please proceed to Q16-R
- ② Within a year; but more than 30 days ago } → Please proceed to Q17-R
- ③ One year ago



**16-R. In the past 30 days, how frequent did you use drugs?**

- ① 1 - 3 times
- ② 4 - 11 times
- ③ 12 - 29 times
- ④ 30 times or more



**17-R. Have you tried to stop using drugs or give up drugs? If yes, why? If no, why not?**

Yes, because... (multiple answers allowed)

- ① using drugs affected my study
- ② using drugs affected my family
- ③ using drugs affected my health
- ④ using drugs affected the relationship with peers
- ⑤ using drugs affected my daily life
- ⑥ I do not have enough money
- ⑦ other reasons

No, because... (multiple answers allowed)

- ⑧ I do not think I have become addicted
- ⑨ I do not think using drugs is harmful to health
- ⑩ I like the feeling after using drugs very much
- ⑪ my friends are still using drugs
- ⑫ my family did not stop me
- ⑬ it is hard to give up drugs
- ⑭ other reasons

↓ Go to Question 18

## SECTION 2 : PERCEPTION ON DRUGS

18. Do you agree with these sentences?

	<u>Answer Column</u>			
	Strongly disagree	Disagree	Agree	Strongly agree
i. I believe using drugs will affect my appearance.	①	②	③	④
ii. I believe using drugs is trendy.	①	②	③	④
iii. I believe using drugs will harm one's health.	①	②	③	④
iv. I will try drugs if there is an opportunity.	①	②	③	④
v. If I use drugs, I do not mind to let my family know.	①	②	③	④
vi. If I use drugs, I do not mind to let my friends know.	①	②	③	④
vii. I believe drug abuse will affect my study.	①	②	③	④
viii. I believe taking drugs brings me more fun.	①	②	③	④
ix. I believe drug abusers are attractive to the opposite sex.	①	②	③	④
x. I believe if I refuse to use drugs, my friends will tease me for being timid.	①	②	③	④
xi. I believe taking drugs helps me to get along with my friends better.	①	②	③	④
xii. Just like smoking, taking psychotropic substances is a hobby nowadays.	①	②	③	④

19. Comparing the two terms “substance abuse” and “drug abuse”, which one do you think is more harmful to health?

- ① “Substance abuse” is more harmful to health.
- ② “Drug abuse” is more harmful to health.
- ③ They are the same.

20. Comparing abusing “traditional drugs” (such as heroin) and “psychotropic drugs” (including psychotropic substances such as ecstasy, K, ice etc.), which one do you think is more harmful to health?

- ① Abusing “traditional drugs” is more harmful to health.
- ② Abusing “psychotropic drugs” is more harmful to health.
- ③ They are equally harmful.

21. Do you think using traditional drugs is against the law in Hong Kong?

- ① Using traditional drugs is against the law.
- ② Using traditional drugs is not against the law.

22. Do you think using psychotropic drugs is against the law in Hong Kong?

- ① Using psychotropic drugs is against the law.
- ② Using psychotropic drugs is not against the law.

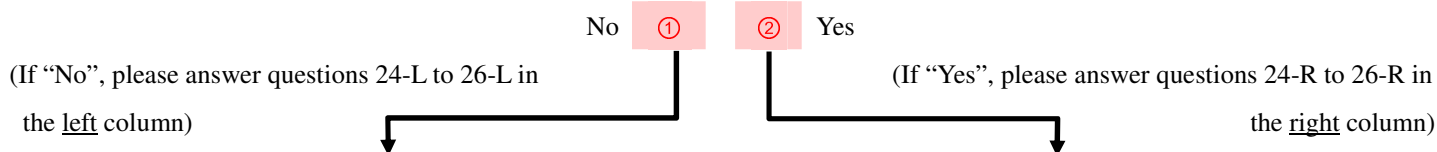
## SECTION 3 : USE OF ALCOHOL AND TOBACCO

This Section is about the use of alcoholic drinks and tobacco.

“Alcohol” refers to any kind of alcoholic beverage including strong wine, red/white wine, beer, cocktail, shandy, cooler and spirits.

“Tobacco” refers to all tobacco products including cigarettes, cigars and pipe tobacco.

### 23. Have you ever drunk any alcoholic beverages (i.e. drink alcohol)?



#### 24-L. Why don't you drink alcohol? (multiple answers are allowed)

- Alcohol is harmful to health ①
- I am not old enough to drink ②
- My friends do not drink ③
- My parents do not allow me to drink ④
- I am not interested in drinking ⑤
- I do not like the image of drinkers ⑥
- I have no money ⑦
- I have no chance to drink alcohol ⑧
- I do not like the taste of alcohol ⑨
- Others ⑩



#### 25-L. Is there anyone at your home who often drink alcohol?

- No ----- ①
- Yes, my...(multiple answers are allowed) → ②
- father ③
  - mother ④
  - brothers / sisters ⑤
  - relatives ⑥
  - others ⑦



#### 26-L. Do you approve of people who often drink alcohol?

- Disapprove ①
- Approve ②

↓ Go to Question 27

#### 24-R. How old were you when you first drank alcohol?

- ① 6 years or below
- ② 7-8 years old
- ③ 9-10 years old
- ④ 11-12 years old
- ⑤ 13-14 years old
- ⑥ 15-16 years old
- ⑦ 17-18 years old
- ⑧ 19-20 years old
- ⑨ 21 years old or above
- ⑩ I can't remember



#### 25-R. When did you last drink?

- ① Within the last 30 days → Please proceed to Q26-R
- ② Within one year; but more than 30 days ago
- ③ One year ago } → Please proceed to Q27



#### 26-R. In the past 30 days, how frequent did you drink alcohol?

- ① 1 - 3 times
- ② 4 - 11 times
- ③ 12 - 29 times
- ④ 30 times or more

↓ Go to Question 27

**27. Have you ever smoked any tobacco products (i.e. smoking)?**

No

①

②

Yes

( If “No”, please answer questions 28-L to 30-L in the left column)

(If “Yes”, please answer questions 28-R to 30-R in the right column)

**28-L. Why don't you smoke?**

(multiple answers are allowed)

- Smoking is harmful to health ①
- I am not old enough to smoke ②
- My friends do not smoke ③
- My parents do not allow me to smoke ④
- I am not interested in smoking ⑤
- I do not like the image of smokers ⑥
- I have no money to buy tobacco products ⑦
- I have no chance to smoke ⑧
- I do not like the smell of smoking ⑨
- Others ⑩



**29-L. Is there anyone at your home who often smokes?**

- No ----- ①
- Yes, my...(multiple answers are allowed) ②
  - father ③
  - mother ④
  - brothers / sisters ⑤
  - relatives ⑥
  - others ⑦



**30-L. Do you approve of people who often smoke?**

- Disapprove ①
- Approve ②

↓ Go to Question 31

**28-R. How old were you when you first smoked?**

- ① 6 years or below
- ② 7-8 years old
- ③ 9-10 years old
- ④ 11-12 years old
- ⑤ 13-14 years old
- ⑥ 15-16 years old
- ⑦ 17-18 years old
- ⑧ 19-20 years old
- ⑨ 21 years old or above
- ⑩ I can't remember



**29-R. When did you last smoke?**

- ① Within the last 30 days → Please proceed to Q30-R
- ② Within one year; but more than 30 days ago } → Please proceed to Q31
- ③ One year ago



**30-R. In the past 30 days, how frequent did you smoke?**

- ① 1 - 3 times
- ② 4 - 11 times
- ③ 12 - 29 times
- ④ 30 times or more

↓ Go to Question 31

## SECTION 4 : HABITS, EXPERIENCE AND SELF-IMAGE

### 31. What do you do mostly in your free time? (multiple answers are allowed)

- |                                    |                                                                   |                                                                        |
|------------------------------------|-------------------------------------------------------------------|------------------------------------------------------------------------|
| ① Chat with friends                | ⑥ Watch TV/ listen to the radio or music                          | ⑪ Sleep                                                                |
| ② Watch movies                     | ⑦ Go to karaoke or discos                                         | ⑫ Participate in voluntary work                                        |
| ③ Play video games                 | ⑧ Cultural activities (e.g. play instruments / drawing / dancing) | ⑬ Internet activities (e.g. surfing the Internet / writing Blog / MSN) |
| ④ Play sports / outdoor activities | ⑨ Shopping / wandering on streets                                 | ⑭ Read books                                                           |
| ⑤ After school activities          | ⑩ Hanging around at home                                          | ⑮ Read comics                                                          |
|                                    |                                                                   | ⑯ Others                                                               |

### 32. Do you agree with these sentences?

	Strongly disagree	Disagree	Agree	Strongly agree
i. I am influenced by my close friends easily.	①	②	③	④
ii. I can always manage to solve difficult problems if I try hard enough.	①	②	③	④
iii. Most of the time, I am satisfied with myself.	①	②	③	④
iv. My parents care about my feelings.	①	②	③	④
v. I feel I am well-liked in school.	①	②	③	④
vi. I always have my own idea among my group of friends.	①	②	③	④
vii. I am confident that I could deal efficiently with unexpected events.	①	②	③	④
viii. I give up very easily when I am challenged.	①	②	③	④
ix. My close friends do not do anything that breaks the law.	①	②	③	④
x. Sometimes I think I am no good at all.	①	②	③	④
xi. I often break school rules.	①	②	③	④
xii. I handle arguments calmly.	①	②	③	④

### 33. Did you frequently, occasionally or never experience the following situations in the past 6 months?

	Never	Occasionally	Frequently
i. Bullied by schoolmates	①	②	③
ii. Warned by school	①	②	③
iii. Harassed by triads / gangsters	①	②	③
iv. Have not seen mom or dad for more than a week	①	②	③

### 34. Did you frequently, occasionally or never do the followings in the past 6 months?

	Never	Occasionally	Frequently
i. Skipped school	①	②	③
ii. Stole things	①	②	③
iii. Run away from home	①	②	③
iv. Bullied someone	①	②	③
v. Involved in triad society	①	②	③
vi. Roaming around at night	①	②	③

## SECTION 5 : BACKGROUND INFORMATION

We would like to collect some background information from you to facilitate statistical analyses. Data collected will be treated as strictly confidential and used for statistical analyses only.

### 35. Level of study

- |                     |                     |                                      |                                    |
|---------------------|---------------------|--------------------------------------|------------------------------------|
| ① Form 1 (Grade 7)  | ⑤ Form 5 (Grade 11) | ⑧ Project Yi-Jin courses (Full-time) | ⑪ Pre-associate Degree (Full-time) |
| ② Form 2 (Grade 8)  | ⑥ Form 6 (Grade 12) | ⑨ Certificate (Full-time)            | ⑫ Degree (Full-time)               |
| ③ Form 3 (Grade 9)  | ⑦ Form 7 (Grade 13) | ⑩ Diploma (Full-time)                | ⑬ Other part-time courses          |
| ④ Form 4 (Grade 10) |                     |                                      |                                    |

### 36. Age

- |                         |                |                |                         |
|-------------------------|----------------|----------------|-------------------------|
| ① 12 years old or below | ④ 15 years old | ⑦ 18 years old | ⑩ 21 years old or above |
| ② 13 years old          | ⑤ 16 years old | ⑧ 19 years old |                         |
| ③ 14 years old          | ⑥ 17 years old | ⑨ 20 years old |                         |

### 37. Gender

- ① Male                      ② Female

### 38. In which district do you live in?

- |                                                                         |                 |                        |               |                       |
|-------------------------------------------------------------------------|-----------------|------------------------|---------------|-----------------------|
| <b>Hong Kong Island</b>                                                 | <b>Kowloon</b>  | <b>New Territories</b> | <b>Tai Po</b> | <b>Mainland China</b> |
| ① Central and Western                                                   | ⑤ Yau Tsim Mong | ⑩ Kwai Tsing           | ⑮ Tai Po      | ⑲ Shenzhen            |
| ② Wanchai                                                               | ⑥ Sham Shui Po  | ⑪ Tsuen Wan            | ⑯ Shatin      |                       |
| ③ Eastern                                                               | ⑦ Kowloon City  | ⑫ Tuen Mun             | ⑰ Sai Kung    |                       |
| ④ Southern                                                              | ⑧ Wong Tai Sin  | ⑬ Yuen Long            | ⑱ Islands     |                       |
|                                                                         | ⑨ Kwun Tong     | ⑭ Northern             |               |                       |
| ⑳ Others / uncertain (please specify the name of street/building) _____ |                 |                        |               |                       |

### 39. Are your parents living with you?

- ① Both my parents are living with me  
② Only my father is living with me  
③ Only my mother is living with me  
④ Both my parents are not living with me

### 40. How long have you been living in Hong Kong?

- ① 7 years or above  
② 4-6 years  
③ 1-3 years  
④ Less than 1 year

### 41. According to your understanding, what is your monthly household income?

- ① Below \$5,000  
② \$5,000 to below 20,000  
③ \$20,000 to below 50,000  
④ \$50,000 or above  
⑤ Don't know

### 42. What type of housing is your family living in?

- ① Public rental housing (e.g. public housing estates)  
② Subsidised sale flat (e.g. Home Ownership Scheme Housing)  
③ Private housing  
④ Temporary housing  
⑤ Staff quarters  
⑥ Others / uncertain (please specify the name of building/estate) \_\_\_\_\_

- The End -

## 詞彙

# GLOSSARY OF TERMS

### 物質

酒精、煙草、海洛英和危害精神毒品的統稱

### Substances

A collective term for alcohol, tobacco, heroin and psychotropic drugs

### 毒品

海洛英和危害精神毒品的統稱

### Drugs

A collective term for heroin and psychotropic drugs

### 酒精

指各類含酒精飲料，包括仙地、含酒精成分的果汁、啤酒、葡萄酒和烈酒

### Alcohol

Refers to all alcoholic beverages, including shandy, cooler, beer, wine and spirits

### 危害精神毒品

任何能使人上癮和因刺激或壓抑中樞神經系統而導致幻覺或活動機能、思維、行爲、感知或情緒紊亂的天然或合成物質（包括麻醉鎮痛劑、迷幻劑、鎮抑劑、興奮劑、鎮靜劑等），如附錄 V 所列各項藥物

### Psychotropic drugs

Any substance, natural or synthetic (including narcotics analgesics, hallucinogens, depressants, stimulants, tranquillizers etc.), which has the capacity to produce a state of dependence and central nervous system stimulation or depression resulting in hallucinations or disturbances in motor function, thinking, behaviour, perception or mood, such as items given in Appendix V

### 吸食毒品

吸食海洛英或非爲醫療用途而服用危害精神毒品

### Taking drugs

Take heroin or non-medical use of psychotropic drugs

### 曾服用某項物質

在調查前曾至少一次服用某項物質

### Lifetime use of a substance

Ever used a substance at least once in the lifetime before survey enumeration

### 一年內曾服用某項物質

在調查前一年內曾至少一次服用某項物質

### 1-year use of a substance

Ever used a substance at least once within the year before survey enumeration

### 30 天內曾服用某項物質

在調查前 30 天內曾至少一次服用某項物質

### 30-day use of a substance

Ever used a substance at least once in the past 30 days before survey enumeration

### 吸食毒品的學生

在調查前曾至少一次吸食毒品（海洛英或任何危害精神毒品）的學生

### Drug-taking students

Students ever taken any drug (heroin or any psychotropic drugs) at least once in their lifetime

### **不會吸食毒品的學生**

在調查前從未吸食毒品(海洛英及任何危害精神毒品)的學生

### **大學教育資助委員會資助院校**

大學教育資助委員會資助院校包括香港城市大學、香港浸會大學、嶺南大學、香港中文大學、香港教育學院、香港理工大學、香港科技大學及香港大學

### **本調查所涵蓋提供專上課程的院校**

提供專上課程的院校包括明愛白英奇專業學校、明愛徐誠斌學院、珠海學院、香港城市大學、恒生商學書院、香港大學 - 專業進修學院保良局社區書院、香港藝術學院、香港浸會大學、香港專業進修學校、嶺南大學、香港中文大學、香港中文大學 - 東華三院社區書院、香港專業教育學院、香港理工大學、香港科技大學、香港公開大學、香港大學及職業訓練局

### **Non-drug-taking students**

Students never taken any drug (heroin and any psychotropic drugs) in their lifetime

### **UGC-funded institutions**

UGC-funded institutions include City University of Hong Kong, Hong Kong Baptist University, Lingnan University, The Chinese University of Hong Kong, The Hong Kong Institute of Education, The Hong Kong Polytechnic University, The Hong Kong University of Science and Technology and the University of Hong Kong

### **Institutions offering post-secondary programmes covered in the survey**

Institutions offering post-secondary programmes include Caritas Bianchi College of Careers, Caritas Francis Hsu College, Chu Hai College of Higher Education, City University of Hong Kong, Hang Seng School of Commerce, HKU Space Po Leung Kuk Community College, Hong Kong Art School, Hong Kong Baptist University, Hong Kong College of Technology, Lingnan University, The Chinese University of Hong Kong, The CUHK Tung Wah Group of Hospitals Community College, The Hong Kong Institute of Education, The Hong Kong Polytechnic University, The Hong Kong University of Science and Technology, The Open University of Hong Kong, The University of Hong Kong and the Vocational Training Council



## 危害精神毒品列表

### LIST OF PSYCHOTROPIC DRUGS

- |                                           |                                                                |
|-------------------------------------------|----------------------------------------------------------------|
| [1] K仔 (氯胺酮)                              | [1] K, King, Ket, Kit-kat, Special k, Vitamin k (Ketamine)     |
| [2] 搖頭丸 / 忘我 / E仔 / 狂喜 / 搖搖 (亞甲二氧基甲基安非他明) | [2] Ecstasy (MDMA)                                             |
| [3] 草 / 大麻花 / 大麻精 / 大麻油 (大麻)              | [3] Grass, Marijuana, Pot, Hash, Joint (Cannabis)              |
| [4] 咳水 / 咳丸 / O仔 / MB / 黃豆仔 / DM丸 (可待因)   | [4] Codeine / Cough Medicines (Codeine)                        |
| [5] 冰 (甲基安非他明)                            | [5] Ice (Methylamphetamine)                                    |
| [6] 白瓜子 / 藍精靈 / 速眠安 (三唑侖 / 咪達唑侖)          | [6] Halcion / Dormicum (Triazolam / Midazolam)                 |
| [7] 膠水 / 強力膠 / 天拿水 / 打火機油 (有機溶劑)          | [7] Glue, Solvent thinner, Lighter fuel gas (Organic Solvents) |
| [8] 五仔 / 黃飛鴻 / 哈哈笑 / Give-me-five (硝甲西洋)  | [8] Give-me-five (Nimetazepam)                                 |
| [9] 可可精 (可卡因)                             | [9] Snow, Crack, Coco (Cocaine)                                |