

# 統計圖表 CHARTS AND TABLES

## 目錄表 SUMMARY LIST

<b>1.</b>	<b>學生服用各類物質的普遍性</b>	<b>1.</b>	<b>Prevalence of substance use among students</b>
圖 1.1	曾飲酒、吸煙、吸食毒品的學生所佔比例（按教育程度分組）（2008/09 年及 2011/12 年）	Chart 1.1	Proportion of lifetime alcohol-, tobacco- or drug-taking students by education level, 2008/09 and 2011/12
表 1.1	曾飲酒的學生所佔比例（按年齡、性別及教育程度分組）（2008/09 年及 2011/12 年）	Table 1.1	Proportion of lifetime alcohol-taking students by age, by sex and by education level, 2008/09 and 2011/12
表 1.2	曾吸煙的學生所佔比例（按年齡、性別及教育程度分組）（2008/09 年及 2011/12 年）	Table 1.2	Proportion of lifetime tobacco-taking students by age, by sex and by education level, 2008/09 and 2011/12
表 1.3	曾吸食毒品的學生所佔比例（按年齡、性別及教育程度分組）（2008/09 年及 2011/12 年）	Table 1.3	Proportion of lifetime drug-taking students by age, by sex and by education level, 2008/09 and 2011/12
圖 1.2	一年內曾飲酒、吸煙、吸食毒品的學生所佔比例（按教育程度分組）（2008/09 年及 2011/12 年）	Chart 1.2	Proportion of 1-year alcohol-, tobacco- or drug-taking students by education level, 2008/09 and 2011/12
表 1.4	一年內曾飲酒、吸煙、吸食毒品的學生所佔比例（按年齡及性別分組）（2008/09 年及 2011/12 年）	Table 1.4	Proportion of 1-year alcohol-, tobacco- or drug-taking students by age and by sex, 2008/09 and 2011/12
圖 1.3	30 天內曾飲酒、吸煙、吸食毒品的學生所佔比例（按教育程度分組）（2008/09 年及 2011/12 年）	Chart 1.3	Proportion of 30-day alcohol-, tobacco- or drug-taking students by education level, 2008/09 and 2011/12
表 1.5	30 天內曾飲酒、吸煙、吸食毒品的學生所佔比例（按年齡及性別分組）（2008/09 年及 2011/12 年）	Table 1.5	Proportion of 30-day alcohol-, tobacco- or drug-taking students by age and by sex, 2008/09 and 2011/12

## 2. 曾吸食毒品的學生的特性

圖 2.1 在調查前30天內曾吸食毒品的學生吸食毒品的次數(按教育程度分組)(2011/12年)

圖 2.2 曾吸食海洛英／危害精神毒品的學生所佔比例(按教育程度分組)(2008/09年及2011/12年)

圖 2.3 曾吸食海洛英／危害精神毒品的學生所佔比例(1992/93年至2011/12年)(中學學生)

表 2.1 曾吸食海洛英的學生所佔比例(按年齡、性別及教育程度分組)(2008/09年及2011/12年)

表 2.2 曾吸食危害精神毒品的學生所佔比例(按年齡、性別及教育程度分組)(2008/09年及2011/12年)

表 2.3 主要被吸食的毒品種類(按教育程度分組)(2008/09年及2011/12年)

表 2.4 吸食的毒品種類的數目(按性別及教育程度分組)(2008/09年及2011/12年)

表 2.5 購買毒品的主要金錢來源(按教育程度分組)(2008/09年及2011/12年)(中學或以上的學生)

表 2.6 通常吸食毒品的地方(按教育程度分組)(2008/09年及2011/12年)

表 2.7 通常取得毒品的地方(按教育程度分組)(2011/12年)

表 2.8 提供毒品的人(按教育程度分組)(2008/09年及2011/12年)

表 2.9 一起吸食毒品的人(按教育程度分組)(2008/09年及2011/12年)(中學或以上的學生)

表 2.10 首次吸食毒品年齡(按教育程度分組)(2008/09年及2011/12年)(中學或以上的學生)

## 2. Characteristics of lifetime drug-taking students

Chart 2.1 Drug-taking frequency of students who took drugs within 30 days preceding survey enumeration by education level, 2011/12

Chart 2.2 Proportion of lifetime heroin / psychotropic drug-taking students by education level, 2008/09 and 2011/12

Chart 2.3 Proportion of lifetime heroin / psychotropic drug-taking students, 1992/93 – 2011/12 (Secondary students)

Table 2.1 Proportion of lifetime heroin-taking students by age, by sex and by education level, 2008/09 and 2011/12

Table 2.2 Proportion of lifetime psychotropic drug-taking students by age, by sex and by education level, 2008/09 and 2011/12

Table 2.3 Major type of drugs taken by education level, 2008/09 and 2011/12

Table 2.4 Number of types of drugs taken by sex and education level, 2008/09 and 2011/12

Table 2.5 Main sources of money for buying drugs by education level, 2008/09 and 2011/12 (Secondary or above students)

Table 2.6 Usual venues for taking drugs by education level, 2008/09 and 2011/12

Table 2.7 Usual venues for obtaining drugs by education level, 2011/12

Table 2.8 Suppliers of drugs by education level, 2008/09 and 2011/12

Table 2.9 Companions of drug-taking by education level, 2008/09 and 2011/12 (Secondary or above students)

Table 2.10 Age of first drug-taking by education level, 2008/09 and 2011/12 (Secondary or above students)

表 2.11	吸食毒品的原因(按教育程度分組) (2008/09年及2011/12年)	Table 2.11	Reasons for taking drugs by education level, 2008/09 and 2011/12
表 2.12	吸食毒品學生的估計人數和所佔比例(按居住地區及教育程度分組) (2008/09年及2011/12年)	Table 2.12	Estimated number and proportion of drug-taking students by residential district and by education level, 2008/09 and 2011/12
表 2.13	曾否在香港以外地方吸食毒品及曾在香港以外吸食毒品的地方(按教育程度分組)(2011/12年)	Table 2.13	Whether took drugs outside Hong Kong and places of drug-taking outside Hong Kong by education level, 2011/12
表 2.14	曾否因為吸食毒品問題而向他人求助及給予最大幫助的人(按教育程度分組)(2008/09年及2011/12年)	Table 2.14	Whether sought help from others in dealing with problems resulted from taking drugs and persons who gave the greatest help by education level, 2008/09 and 2011/12
表 2.15	曾否嘗試停止吸食毒品或戒毒及其原因(按教育程度及吸食毒品的學生類型分組)(2008/09年及2011/12年)(中學或以上的學生)	Table 2.15	Whether attempted to stop taking drugs or give up drugs and the respective reasons by type of drug-taking students and by education level, 2008/09 and 2011/12 (Secondary or above students)
<b>3.</b>	<b>不曾吸食毒品的學生接觸毒品的風險及所得的禁毒資訊</b>	<b>3.</b>	<b>Exposure to risk of drugs and anti-drug messages among non-drug-taking students</b>
表 3.1	不曾吸食毒品的學生曾否獲提供毒品及毒品提供者(按教育程度分組)(2008/09年及2011/12年)	Table 3.1	Whether non-drug-taking students had been offered drugs and the offering persons by education level, 2008/09 and 2011/12
表 3.2	不曾吸食毒品的學生曾否獲提供毒品及提供毒品的地方(按教育程度分組)(2008/09年及2011/12年)	Table 3.2	Whether non-drug-taking students had been offered drugs and places of offer by education level, 2008/09 and 2011/12
表 3.3	令不曾吸食毒品的學生遠離毒品的因素(按教育程度分組)(2008/09年及2011/12年)(中學或以上的學生)	Table 3.3	Factors that kept non-drug-taking students away from drugs by education level, 2008/09 and 2011/12 (Secondary or above students)
表 3.4	不曾吸食毒品的學生拒絕毒品的方法(按教育程度分組)(2008/09年及2011/12年)(中學或以上的學生)	Table 3.4	Methods used to refuse drugs among non-drug-taking students by education level, 2008/09 and 2011/12 (Secondary or above students)
表 3.5	不曾吸食毒品的學生得知好友吸食毒品後會做的事情(按教育程度分組)(2008/09年及2011/12年)	Table 3.5	Things to do if realised that close friends were taking drugs among non-drug-taking students by education level, 2008/09 and 2011/12

表 3.6	如果有機會，不曾吸食毒品的學生會否嘗試勸人戒毒及其原因（按教育程度分組）（2011/12年）（中學或以上的學生）	Table 3.6	Whether would try to persuade drug-takers to give up drugs if there was a chance and the respective reasons among non-drug-taking students by education level, 2011/12 (Secondary or above students)
表 3.7	曾否接觸禁毒資訊及禁毒信息的主要資訊來源（按教育程度分組）（2008/09 年及 2011/12 年）	Table 3.7	Whether ever heard of anti-drug messages and main sources of anti-drug messages among non-drug-taking students by education level, 2008/09 and 2011/12
表 3.8	曾否參與禁毒活動及曾參與的禁毒活動（按教育程度分組）（2008/09年及2011/12年）	Table 3.8	Whether ever participated in anti-drug activities and anti-drug activities ever participated among non-drug-taking students by education level, 2008/09 and 2011/12
表 3.9	有興趣參與的禁毒活動（按教育程度分組）（2008/09年及2011/12年）	Table 3.9	Preferred types of anti-drug activities among non-drug-taking students by education level, 2008/09 and 2011/12
表 3.10	最喜歡由誰傳遞禁毒資訊（按教育程度分組）（2008/09年及2011/12年）	Table 3.10	Most preferred person to give drug information among non-drug-taking students by education level, 2008/09 and 2011/12
<b>4.</b>	<b>學生對吸食毒品的態度及相關因素</b>	<b>4.</b>	<b>Attitudes towards drug-taking and associated factors</b>
表 4.1	是否接受別人吸食毒品（按吸食毒品與否及教育程度分組）（2011/12 年）	Table 4.1	Whether it was okay for people to take drugs by drug use status and by education level, 2011/12
表 4.2	對毒品禍害的看法（按吸食毒品與否及教育程度分組）（2008/09年及2011/12年）（中學或以上的學生）	Table 4.2	Perception on harmful effects of drugs by drug use status and by education level, 2008/09 and 2011/12 (Secondary or above students)
表 4.3	學生吸食毒品的傾向（按吸食毒品與否及教育程度分組）（2008/09年及2011/12年）（中學或以上的學生）	Table 4.3	Students' inclination to taking drugs by drug use status and by education level, 2008/09 and 2011/12 (Secondary or above students)
表 4.4	曾否接觸過任何有關戒毒和復康服務的資訊及其主要的資訊來源（按吸食毒品與否及教育程度分組）（2011/12年）（中學或以上的學生）	Table 4.4	Whether ever heard of any information regarding drug treatment and rehabilitation services and main sources of those information by drug use status and by education level, 2011/12 (Secondary or above students)



表 4.5	自我形象（按吸食毒品與否及教育程度分組）（2008/09年及2011/12年）	Table 4.5	Self-perception by drug use status and by education level, 2008/09 and 2011/12
表 4.6	與家人、校方及同輩的關係（按吸食毒品與否及教育程度分組）（2008/09年及2011/12年）	Table 4.6	Relationship with family, school and peers by drug use status and by education level, 2008/09 and 2011/12
表 4.7	在空閒時常做的事情（按吸食毒品與否及教育程度分組）（2008/09年及2011/12年）	Table 4.7	Things to do in free time by drug use status and by education level, 2008/09 and 2011/12
表 4.8	在上網時常做的事情（按吸食毒品與否及教育程度分組）（2011/12年）	Table 4.8	Things to do when surfing the Internet by drug use status and by education level, 2011/12
表 4.9	在調查前六個月內曾遇到行為與學業問題的學生所佔比例（按吸食毒品與否及教育程度分組）（2008/09年及2011/12年）	Table 4.9	Behavioural and school problems in the six months preceding survey enumeration by drug use status and by education level, 2008/09 and 2011/12
表 4.10	吸食毒品與飲酒和吸煙的關係（按吸食毒品與否及教育程度分組）（2008/09年及2011/12年）	Table 4.10	Relationship between drug-taking and use of alcohol and tobacco by drug use status and by education level, 2008/09 and 2011/12
表 4.11	是否與父母同住（按吸食毒品與否及教育程度分組）（2008/09年及2011/12年）	Table 4.11	Whether living with parents by drug use status and by education level, 2008/09 and 2011/12
表 4.12	家庭每月總收入（按吸食毒品與否及教育程度分組）（2008/09年及2011/12年）（中學或以上的學生）	Table 4.12	Monthly household income by drug use status and by education level, 2008/09 and 2011/12 (Secondary or above students)
表 4.13	在港居住年期（按吸食毒品與否及教育程度分組）（2008/09年及2011/12年）	Table 4.13	Years of living in Hong Kong by drug use status and by education level, 2008/09 and 2011/12
表 4.14	居住的房屋種類（按吸食毒品與否及教育程度分組）（2008/09年及2011/12年）	Table 4.14	Type of housing by drug use status and by education level, 2008/09 and 2011/12

## 5. 報告摘要

## 5. Summary of key findings

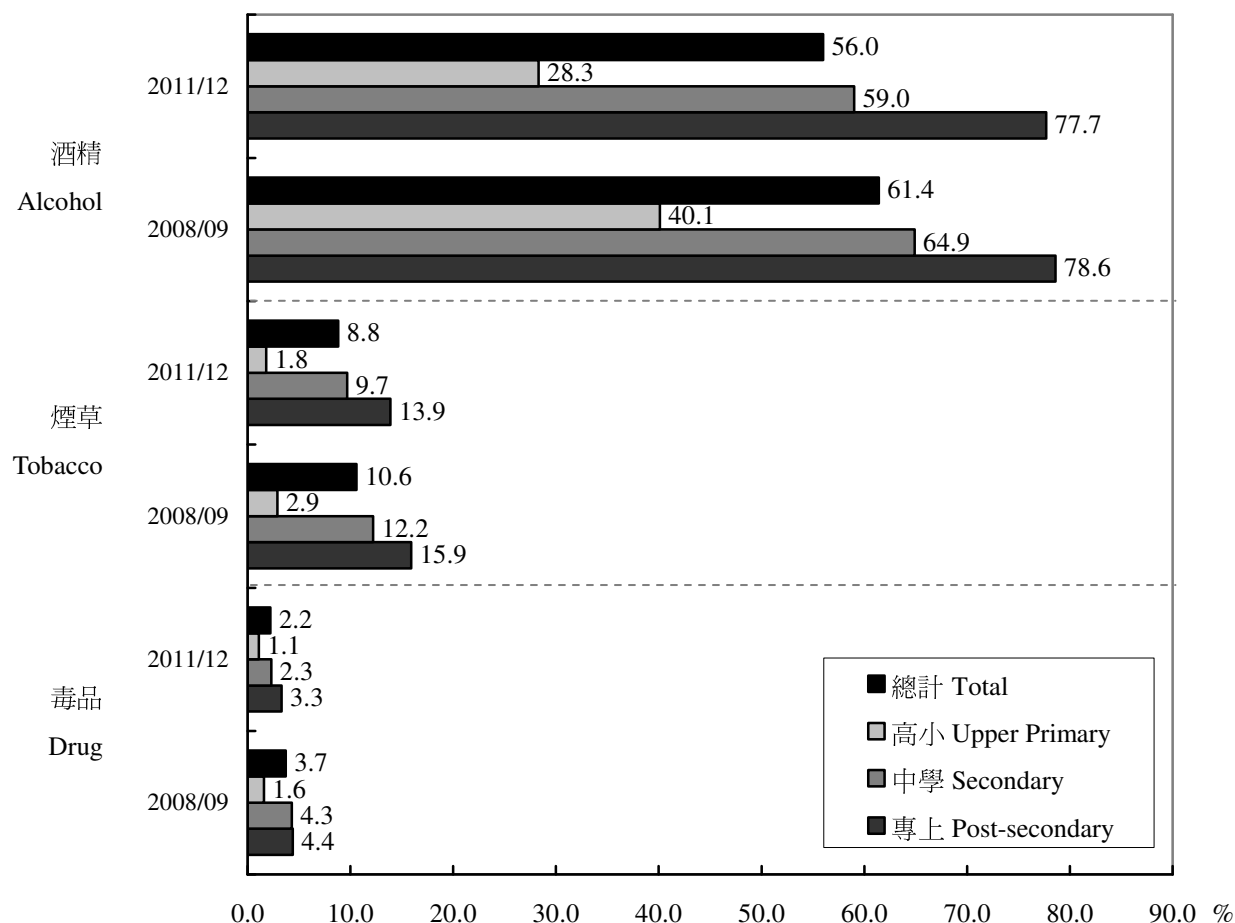
表 5.1	國際比較	Table 5.1	International Comparison
-------	------	-----------	--------------------------

## 1. 學生服用各類物質的普遍性

### Prevalence of substance use among students

圖1.1 曾飲酒、吸煙、吸食毒品的學生所佔比例(按教育程度分組)(2008/09年及2011/12年)

Chart 1.1 Proportion of lifetime alcohol-, tobacco- or drug-taking students by education level, 2008/09 and 2011/12



註釋：百分比是以調查範圍內各教育程度的學生為基礎而計算。

Note: Percentages are calculated based on students in the respective education levels covered by the Survey.

表1.1 曾飲酒的學生所佔比例(按年齡、性別及教育程度分組)(2008/09年及2011/12年)  
Table 1.1 Proportion of lifetime alcohol-taking students by age, by sex and by education level, 2008/09 and 2011/12

年齡／性別 Age / Sex	總計 Total		高小 Upper Primary		中學 Secondary		專上 Post-secondary	
	2008/09	2011/12	2008/09	2011/12	2008/09	2011/12	2008/09	2011/12
	(%)	(%)	(%)	(%)	(%)	(%)	(%)	(%)
年齡								
Age								
10 歲或以下 10 years old or below	42.9	23.4	34.1	23.3	52.8	39.6	76.0	72.2
11-12		35.2	48.1	33.1				
13-14		60.5	50.0	47.6				
15-16	67.4	62.2	67.4		62.2			
17-18	74.7	69.0	74.0		68.7			
19-20	81.9	75.9	74.9		72.6	82.9		
21-22	83.9	79.9				85.5	79.8	
23 歲或以上 23 years old or above						80.5		
合計 Overall	61.4	56.0	40.1	28.3	64.9	59.0	78.6	77.7
性別								
Sex								
男 Male	62.7	56.3	44.0	31.5	65.2	59.3	81.6	78.4
女 Female	61.7	56.0	35.4	25.3	64.9	58.7	82.7	77.5
合計 Overall	61.4	56.0	40.1	28.3	64.9	59.0	78.6	77.7

註釋： 百分比是以調查範圍內有提供相關資料的各年齡／性別組別及教育課程的學生為基礎而計算。

Note: Percentages are calculated based on students in the respective age/sex groups and education levels who had provided the relevant information.

表1.2 曾吸煙的學生所佔比例(按年齡、性別及教育程度分組)(2008/09年及2011/12年)  
Table 1.2 Proportion of lifetime tobacco-taking students by age, by sex and by education level, 2008/09 and 2011/12

年齡／性別 Age / Sex	總計 Total		高小 Upper Primary		中學 Secondary		專上 Post-secondary	
	2008/09	2011/12	2008/09	2011/12	2008/09	2011/12	2008/09	2011/12
	(%)	(%)	(%)	(%)	(%)	(%)	(%)	(%)
年齡								
Age								
10 歲或以下 10 years old or below	3.3	1.3	1.9	1.3	5.3	3.1	17.9	17.6
11-12		2.4	3.9	2.1				
13-14	10.8	6.7	11.7	5.4	10.8	6.8		
15-16	14.5	11.4			14.4	11.3		
17-18	15.5	12.6			14.9	12.2		
19-20	14.2	12.0			14.5	14.5	13.8	11.3
21-22	18.6	15.3	19.3	13.2				
23 歲或以上 23 years old or above			21.9					
合計 Overall	10.6	8.8	2.9	1.8	12.2	9.7	15.9	13.9
性別								
Sex								
男 Male	11.5	10.0	3.6	2.3	12.4	10.7	20.6	17.4
女 Female	9.9	7.5	1.9	1.2	12.0	8.5	12.9	10.8
合計 Overall	10.6	8.8	2.9	1.8	12.2	9.7	15.9	13.9

註釋： 百分比是以調查範圍內有提供相關資料的各年齡／性別組別及教育程度的學生為基礎而計算。

Note: Percentages are calculated based on students in the respective age/sex groups and education levels who had provided the relevant information.

表1.3 曾吸食毒品的學生所佔比例（按年齡、性別及教育程度分組）（2008/09 年及 2011/12 年）

Table 1.3 Proportion of lifetime drug-taking students by age, by sex and by education level, 2008/09 and 2011/12

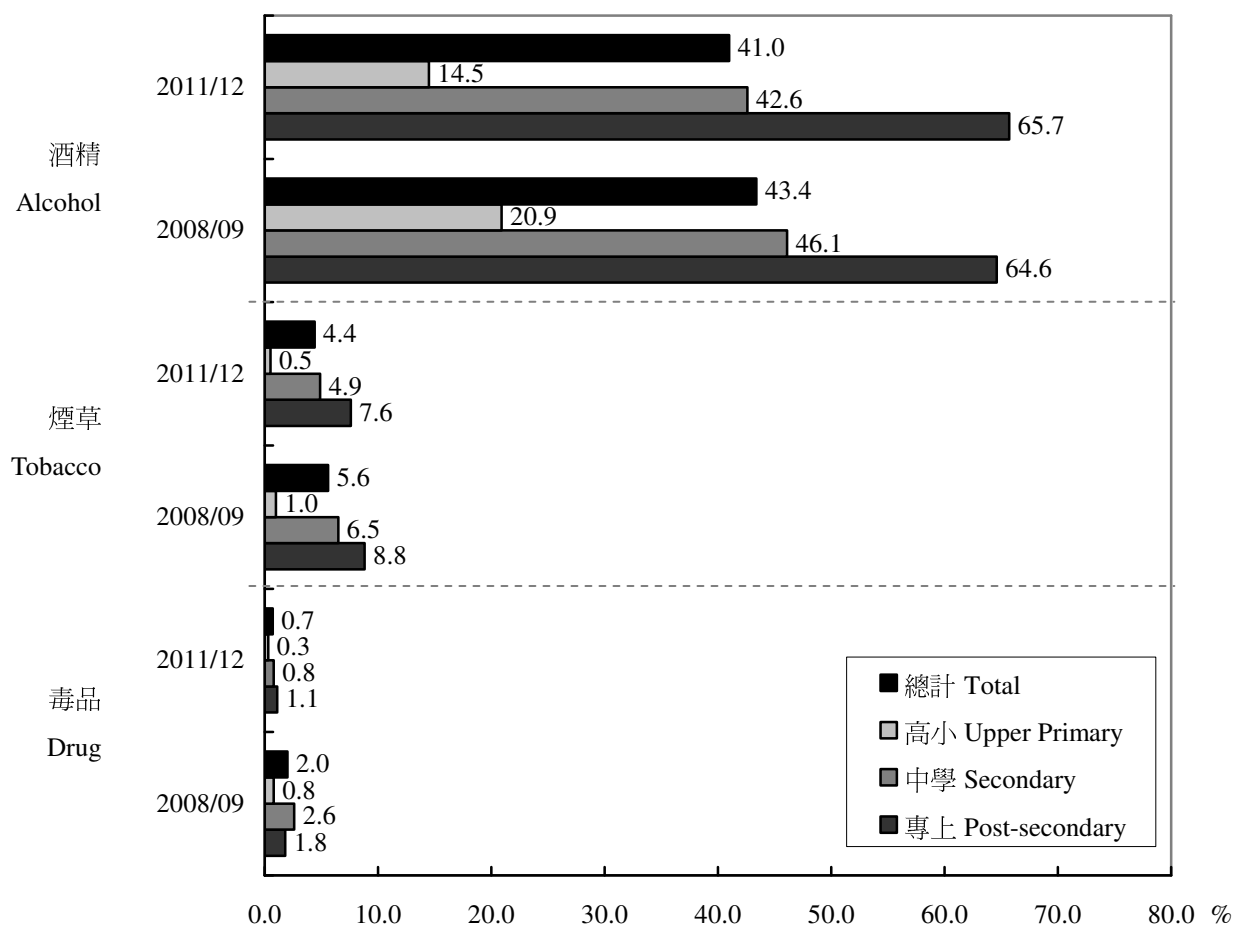
年齡／性別 Age / Sex	總計 Total		高小 Upper Primary		中學 Secondary		專上 Post-secondary	
	2008/09 (%)	2011/12 (%)	2008/09 (%)	2011/12 (%)	2008/09 (%)	2011/12 (%)	2008/09 (%)	2011/12 (%)
<b>年齡</b> Age								
10 歲或以下 10 years old or below	2.3	1.3	1.8	1.3	4.6	1.8		
11-12		1.2	1.3	0.9				
13-14	4.4	1.9	2.0	1.6	4.4	1.9	5.3	4.1
15-16	4.6	2.5			4.5	2.5		
17-18	4.1	2.7			3.9	2.5		
19-20	2.7	2.5					2.7	2.6
21-22					2.9	2.1		2.7
23 歲或以上 23 years old or above	5.2	3.5					5.3	5.8
合計 Overall	3.7	2.2	1.6	1.1	4.3	2.3	4.4	3.3
<b>性別</b> Sex								
男 Male	4.2	2.7	1.9	1.5	4.6	2.7	5.8	4.5
女 Female	2.9	1.6	1.0	0.6	3.7	1.7	2.7	2.2
合計 Overall	3.7	2.2	1.6	1.1	4.3	2.3	4.4	3.3

註釋： 百分比是以調查範圍內有提供相關資料的各年齡／性別組別及教育程度的學生為基礎而計算。

Note: Percentages are calculated based on students in the respective age/sex groups and education levels who had provided the relevant information.

圖1.2 一年內曾飲酒、吸煙、吸食毒品的學生所佔比例（按教育程度分組）（2008/09 年及 2011/12 年）

Chart 1.2 Proportion of 1-year alcohol-, tobacco- or drug-taking students by education level, 2008/09 and 2011/12



註釋： 百分比是以調查範圍內各教育程度的學生為基礎而計算。

Note: Percentages are calculated based on students in the respective education levels covered by the Survey.

表1.4 一年內曾飲酒、吸煙、吸食毒品的學生所佔比例（按年齡及性別分組）（2008/09年及2011/12年）

Table 1.4 Proportion of 1-year alcohol-, tobacco- or drug-taking students by age and by sex, 2008/09 and 2011/12

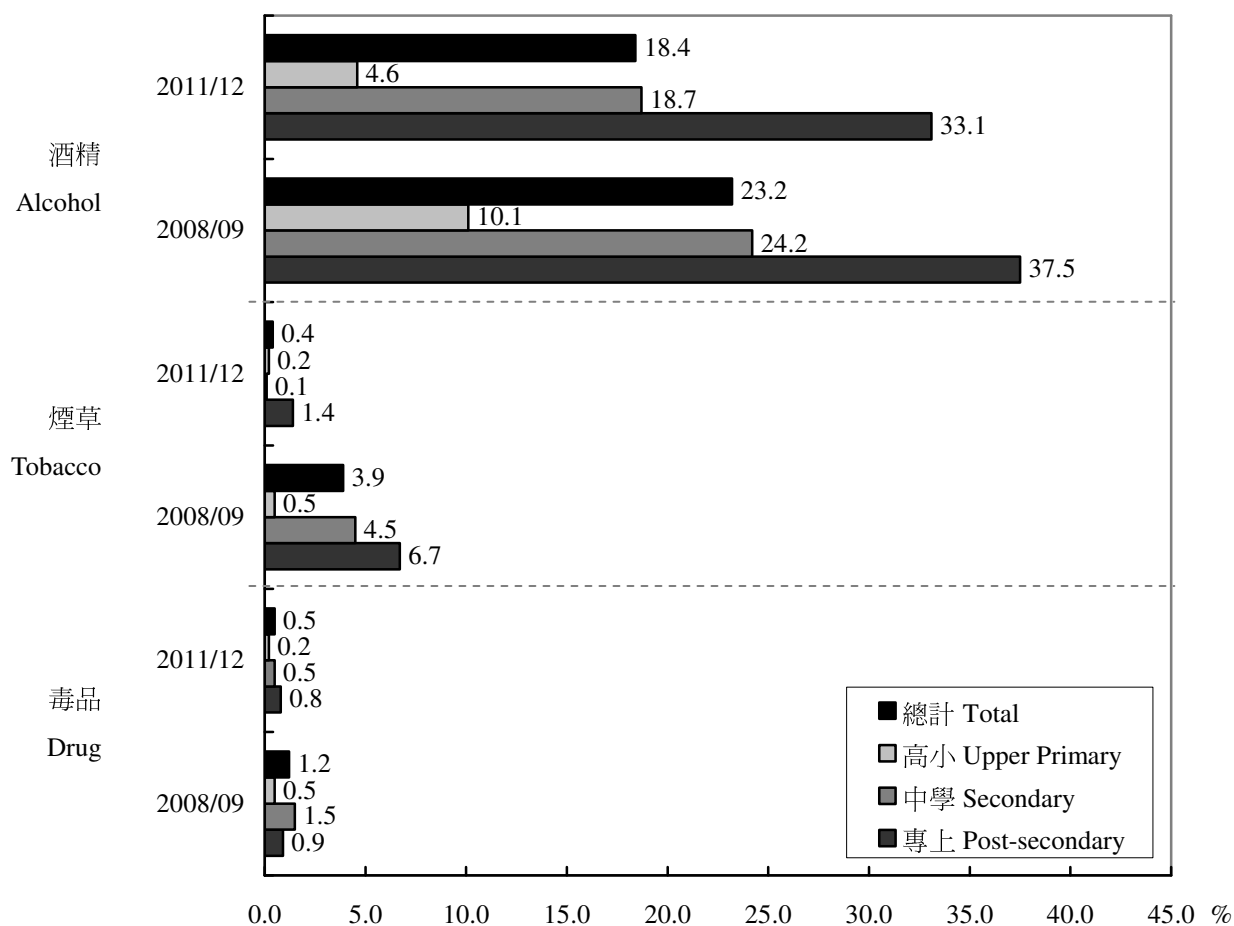
年齡／性別 Age / Sex	酒精 Alcohol		煙草 Tobacco		毒品 Drug	
	2008/09 (%)	2011/12 (%)	2008/09 (%)	2011/12 (%)	2008/09 (%)	2011/12 (%)
<b>年齡</b> Age						
10 歲或以下 10 years old or below	23.5	10.9	1.3	0.4	1.2	0.4
11-12		19.5		0.8		0.2
13-14	42.0	33.3	6.4	3.6	2.7	0.5
15-16	48.9	45.9	8.1	6.0	2.8	1.1
17-18	57.2	53.6	8.0	6.5	2.3	0.9
19-20	65.6	62.4	6.7	5.9	1.2	0.8
21 歲或以上 21 years old or above	69.4	68.0	9.9	8.0	1.9	1.2
合計 Overall	43.4	41.0	5.6	4.4	2.0	0.7
<b>性別</b> Sex						
男 Male	44.9	41.9	6.2	5.3	2.2	0.9
女 Female	43.0	40.4	5.1	3.5	1.7	0.5
合計 Overall	43.4	41.0	5.6	4.4	2.0	0.7

註釋：百分比是以調查範圍內有提供相關資料的各年齡／性別組別的學生為基礎而計算。

Note: Percentages are calculated based on students in the respective age/sex groups who had provided the relevant information.

圖1.3 30 天內曾飲酒、吸煙、吸食毒品的學生所佔比例（按教育程度分組）（2008/09 年及 2011/12 年）

Chart 1.3 Proportion of 30-day alcohol-, tobacco- or drug-taking students by education level, 2008/09 and 2011/12



註釋：百分比是以調查範圍內各教育程度的學生為基礎而計算。

Note: Percentages are calculated based on students in the respective education levels covered by the Survey.



表1.5 30 天內曾飲酒、吸煙、吸食毒品的學生所佔比例（按年齡及性別分組）（2008/09 年及 2011/12 年）

Table 1.5 Proportion of 30-day alcohol-, tobacco- or drug-taking students by age and by sex, 2008/09 and 2011/12

年齡／性別 Age / Sex	酒精 Alcohol		煙草 Tobacco		毒品 Drug	
	2008/09 (%)	2011/12 (%)	2008/09 (%)	2011/12 (%)	2008/09 (%)	2011/12 (%)
<b>年齡</b> Age						
10 歲或以下 10 years old or below	11.7	3.2	0.7	0.2	0.8	0.3
11-12		6.6		0.2		0.2
13-14	23.0	14.0	4.1	0.1	1.5	0.4
15-16	25.4	20.1	5.9	0.1	1.6	0.7
17-18	30.3	24.9	6.0	0.1	1.3	0.6
19-20	36.2	30.3	4.7	0.8	0.5	0.6
21 歲或以上 21 years old or above	40.6	35.0	7.6	2.0	1.0	0.8
合計 Overall	23.2	18.4	3.9	0.4	1.2	0.5
<b>性別</b> Sex						
男 Male	25.5	20.1	4.5	0.4	1.3	0.7
女 Female	21.4	16.9	3.4	0.3	0.9	0.3
合計 Overall	23.2	18.4	3.9	0.4	1.2	0.5

註釋： 百分比是以調查範圍內有提供相關資料的各年齡／性別組別的學生為基礎而計算。

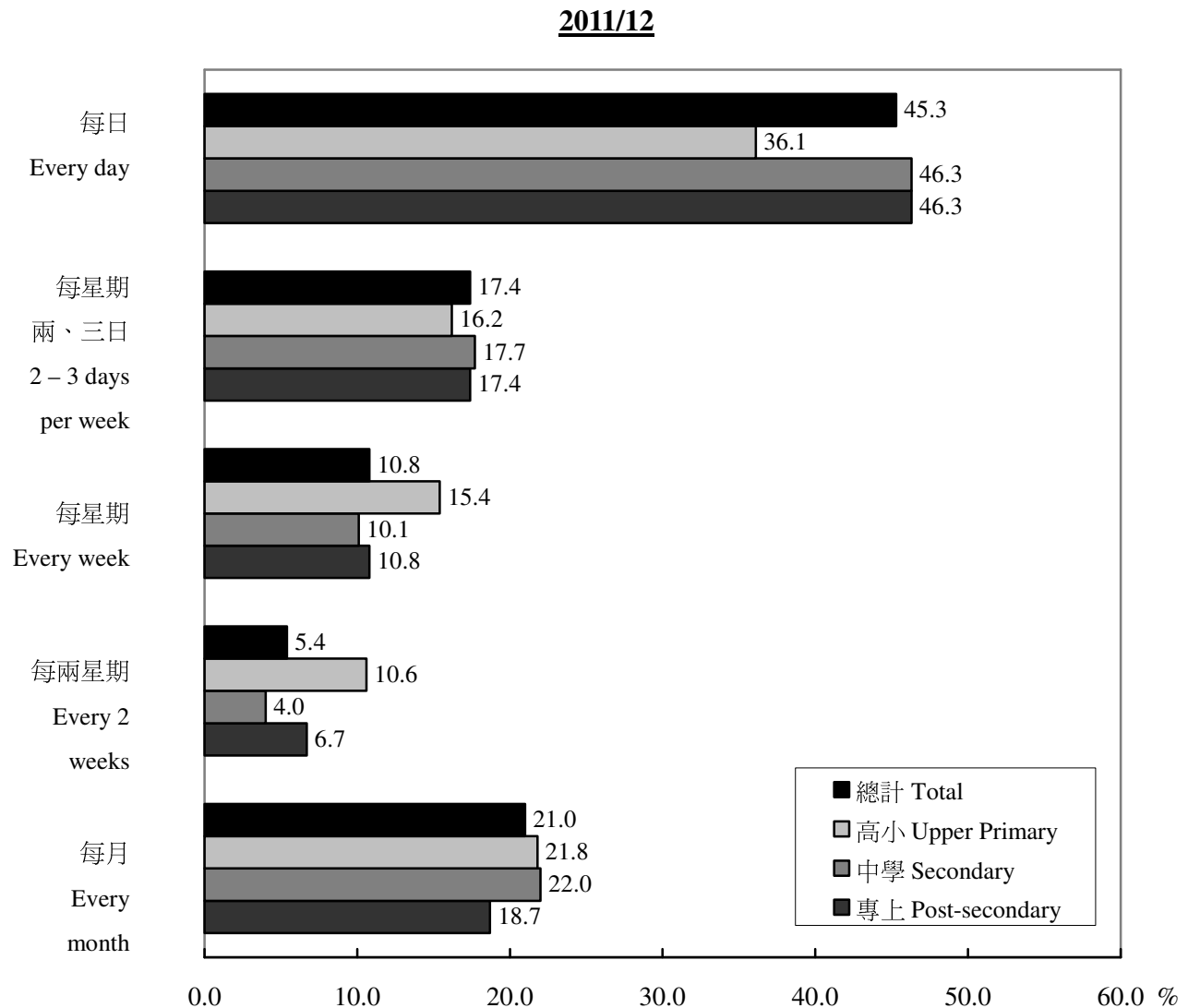
Note: Percentages are calculated based on students in the respective age/sex groups who had provided the relevant information.

## 2. 曾吸食毒品的學生的特性

### Characteristics of lifetime drug-taking students

圖2.1 在調查前 30 天內曾吸食毒品的學生吸食毒品的次數(按教育程度分組)(2011/12年)

Chart 2.1 Drug-taking frequency of students who took drugs within 30 days preceding survey enumeration by education level, 2011/12

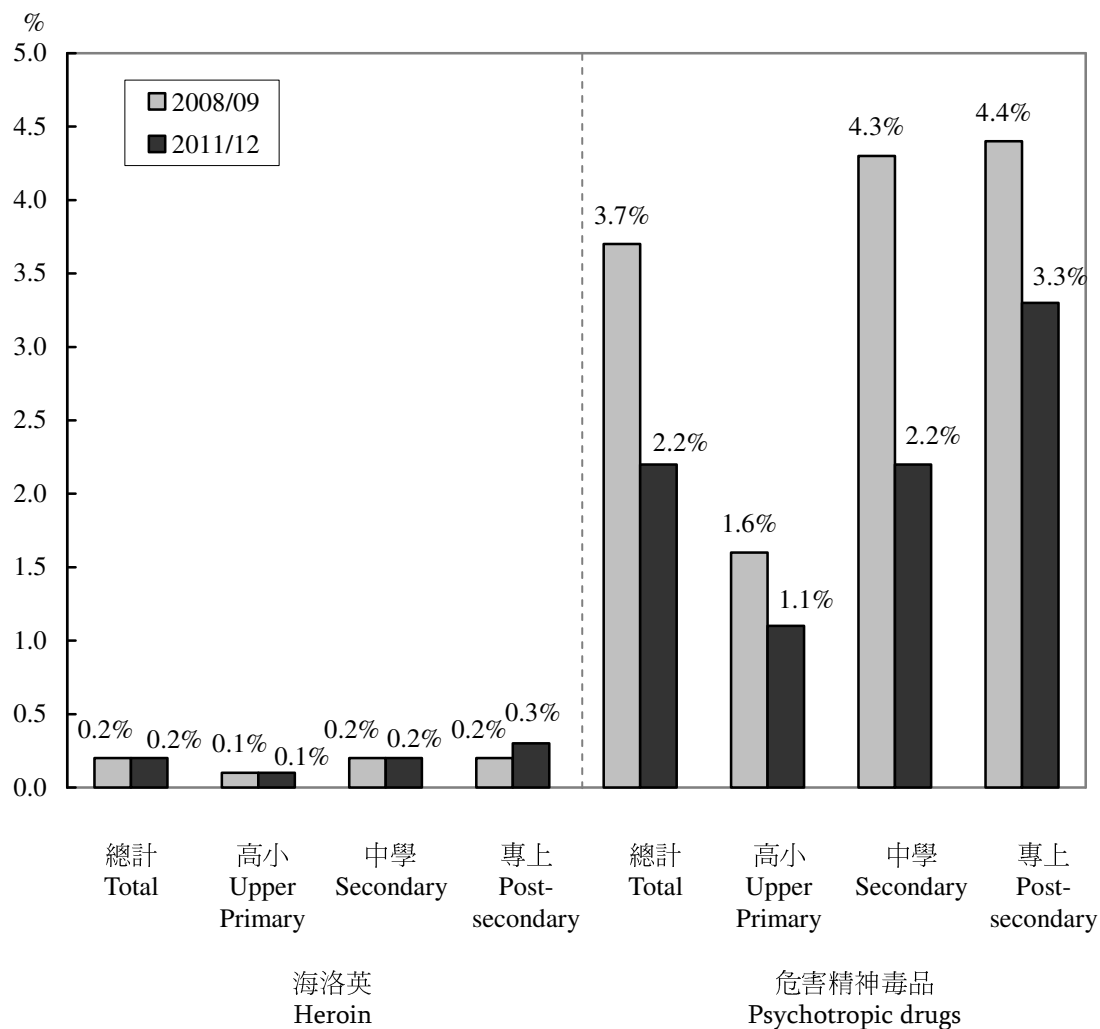


註釋： 百分比是以在調查前三十天內曾吸食毒品並有提供相關資料的各教育程度的學生為基礎而計算。

Note: Percentages are calculated based on students in the respective education levels who had taken drugs within 30 days preceding survey enumeration, and had provided relevant information.

圖2.2 曾吸食海洛英／危害精神毒品的學生所佔比例（按教育程度分組）（2008/09年及2011/12年）

Chart 2.2 Proportion of lifetime heroin / psychotropic drug-taking students by education level, 2008/09 and 2011/12



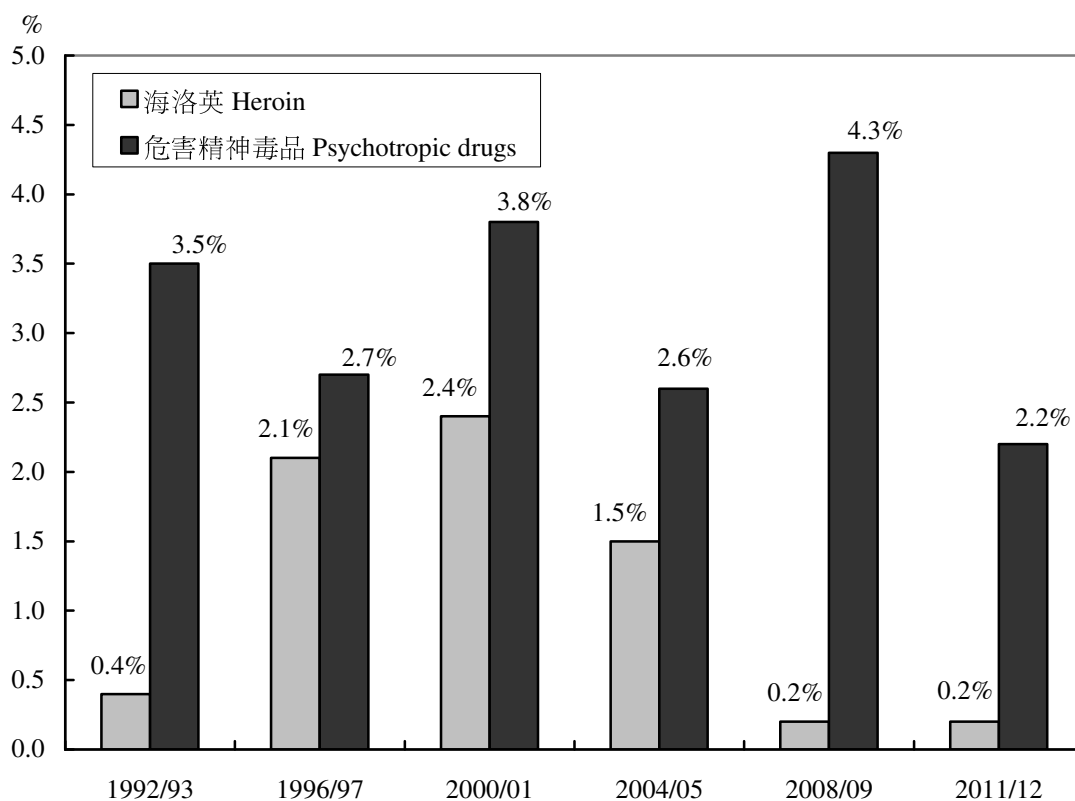
註釋： 1. 學生可選擇多過一個答案。

Notes: Students were allowed to choose more than one answer.

2. 百分比是以調查範圍內各教育程度的學生為基礎而計算。

Percentages are calculated based on students in the respective education levels covered by the Survey.

圖2.3 曾吸食海洛英／危害精神毒品的學生所佔比例(1992/93年至2011/12年)(中學學生)  
 Chart 2.3 Proportion of lifetime heroin / psychotropic drug-taking students, 1992/93 – 2011/12  
 (Secondary students)



- 註釋： 1. 學生可選擇多過一個答案。  
 Notes: Students were allowed to choose more than one answer.  
 2. 百分比是以調查範圍內所有中學生為基礎而計算。  
 Percentages are calculated based on all secondary students covered by the Survey.

表2.1 曾吸食海洛英的學生所佔比例（按年齡、性別及教育程度分組）（2008/09 年及 2011/12 年）

Table 2.1 Proportion of lifetime heroin-taking students by age, by sex and by education level, 2008/09 and 2011/12

年齡／性別 Age / Sex	總計 Total		高小 Upper Primary		中學 Secondary		專上 Post-secondary	
	2008/09 (%)	2011/12 (%)	2008/09 (%)	2011/12 (%)	2008/09 (%)	2011/12 (%)	2008/09 (%)	2011/12 (%)
<b>年齡</b> Age								
10 歲或以下 10 years old or below	0.1	0.1	0.1	0.1	0.2	0.1		
11-12		0.1	0.1	0.1				
13-14	0.2	0.1			0.2	0.1	0.3	0.4
15-16	0.3	0.3			0.3	0.3		
17-18	0.3	0.3			0.3	0.3		
19-20	0.1	0.2	0.3	0.4			0.1	0.3
21-22					#	0.2		0.2
23 歲或以上 23 years old or above	0.2	0.2					0.2	0.3
合計 Overall	0.2	0.2	0.1	0.1	0.2	0.2	0.2	0.3
<b>性別</b> Sex								
男 Male	0.2	0.3	0.1	0.1	0.2	0.3	0.3	0.5
女 Female	0.2	0.1	0.1	#	0.2	0.1	0.1	0.1
合計 Overall	0.2	0.2	0.1	0.1	0.2	0.2	0.2	0.3

註釋： 1. 百分比是以調查範圍內有提供相關資料的各年齡／性別組別及教育程度的學生為基礎而計算。  
2. # 大於 0 但少於 0.05。

Notes: 1. Percentages are calculated based on students in the respective age/sex groups and education levels who had provided relevant information.  
2. # Greater than 0 but less than 0.05.

表2.2 曾吸食危害精神毒品的學生所佔比例（按年齡、性別及教育程度分組）（2008/09 年及 2011/12 年）

Table 2.2 Proportion of lifetime psychotropic drug-taking students by age, by sex and by education level, 2008/09 and 2011/12

年齡／性別 Age / Sex	總計 Total		高小 Upper Primary		中學 Secondary		專上 Post-secondary	
	2008/09 (%)	2011/12 (%)	2008/09 (%)	2011/12 (%)	2008/09 (%)	2011/12 (%)	2008/09 (%)	2011/12 (%)
<b>年齡</b> Age								
10 歲或以下 10 years old or below	2.2	1.3	1.8	1.3	4.6	1.7		
11-12		1.1	1.3	0.8				
13-14	4.4	1.9			4.4	1.9	5.3	4.1
15-16	4.5	2.5			4.4	2.4		
17-18	4.1	2.6			3.9	2.5		
19-20	2.7	2.5	2.0	1.6			2.7	2.6
21-22					2.9	2.1		2.7
23 歲或以上 23 years old or above	5.2	3.4					5.3	5.8
合計 Overall	3.7	2.2	1.6	1.1	4.3	2.2	4.4	3.3
<b>性別</b> Sex								
男 Male	4.1	2.7	1.9	1.4	4.6	2.6	5.7	4.4
女 Female	2.9	1.6	1.0	0.6	3.7	1.7	2.7	2.2
合計 Overall	3.7	2.2	1.6	1.1	4.3	2.2	4.4	3.3

註釋： 百分比是以調查範圍內有提供相關資料的各年齡／性別組別及教育程度的學生為基礎而計算。

Note: Percentages are calculated based on students in the respective age/sex groups and education levels who had provided relevant information.

表2.3 主要被吸食的毒品種類（按教育程度分組）（2008/09 年及 2011/12 年）

Table 2.3 Major type of drugs taken by education level, 2008/09 and 2011/12

主要的毒品種類 Major type of drugs	總計 Total		高小 Upper Primary		中學 Secondary		專上 Post-secondary	
	2008/09 (%)	2011/12 (%)	2008/09 (%)	2011/12 (%)	2008/09 (%)	2011/12 (%)	2008/09 (%)	2011/12 (%)
大麻（草） Cannabis (Grass / Marijuana / Weed)	39.2	45.3	12.2	8.1	35.3	42.9	64.8	64.2
K 仔（茄／氯胺酮） Ketamine (K / Ket / K Zai)	44.2	33.3	8.2	13.3	49.0	36.1	46.4	35.0
搖頭丸（忘我／E 仔） Ecstasy (MDMA / XTC)	31.4	22.1	10.8	14.2	31.8	19.1	40.2	31.1
冰毒 Ice	17.8	20.4	10.3	14.3	20.2	22.3	13.7	18.7
咳水／咳丸 Codeine / Cough medicines	24.4	20.1	36.6	38.3	26.2	18.1	12.6	17.5
可卡因 Cocaine	13.5	18.8	5.9	11.2	13.7	19.3	16.5	20.5
五仔（哈哈笑／Give-me-five） Give-me-five	14.0	11.3	2.8	7.4	14.1	9.8	18.9	15.8
天拿水／強力膠／其他有機溶劑 Thinner / Glue / Other organic solvent	15.4	10.8	30.0	15.7	15.2	11.1	8.9	8.3
白粉（海洛英） Heroin	4.9	9.0	6.3	5.8	4.9	9.5	4.3	9.0
藍精靈（白瓜子） Halcion (Dormicum)	8.1	8.5	5.4	5.5	8.5	8.0	7.9	10.8
K2	N.A.	4.7	N.A.	8.1	N.A.	4.0	N.A.	4.9
喵喵 Meow Meow	N.A.	4.4	N.A.	7.6	N.A.	3.9	N.A.	4.0

註釋： 1. 學生可選擇多過一個答案。  
2. 百分比是以有提供相關資料的各教育程度的曾吸食毒品的學生為基礎而計算。  
3. N.A. 學生在 2008/09 年的調查中沒有被提供此答案。

Notes: 1. Students were allowed to choose more than one answer.  
2. Percentages are calculated based on students in the respective education levels who had ever taken drugs, and had provided the relevant information.  
3. N.A. Students were not provided with the answer in the 2008/09 Survey.

表2.4 吸食的毒品種類的數目（按性別及教育程度分組）（2008/09 年及 2011/12 年）

Table 2.4 Number of types of drugs taken by sex and education level, 2008/09 and 2011/12

吸食的毒品種類的數目 Number of types of drugs taken	總計 Total		高小 Upper Primary		中學 Secondary		專上 Post-secondary	
	2008/09 (%)	2011/12 (%)	2008/09 (%)	2011/12 (%)	2008/09 (%)	2011/12 (%)	2008/09 (%)	2011/12 (%)
<b>男</b> Male								
只有一種 One only	50.0	57.4	73.4	71.4	47.8	57.6	42.7	52.8
超過一種 More than one	50.0	42.6	26.6	28.6	52.2	42.4	57.3	47.2
<b>女</b> Female								
只有一種 One only	48.1	56.9	60.9	85.6	46.4	55.5	47.8	53.2
超過一種 More than one	51.9	43.1	39.1	14.4	53.6	44.5	52.2	46.8
<b>總計</b> Total								
只有一種 One only	50.4	57.4	71.2	76.1	47.6	56.8	46.5	53.1
超過一種 More than one	49.6	42.6	28.8	23.9	52.4	43.2	53.5	46.9

註釋： 百分比是以有提供相關資料的的各教育程度的曾吸食毒品的學生為基礎而計算。

Note: Percentages are calculated based on students in the respective education levels who had ever taken drugs, and had provided the relevant information.



表2.5 購買毒品的主要金錢來源（按教育程度分組）（2008/09 年及 2011/12 年）（中學或以上的學生）

Table 2.5 Main sources of money for buying drugs by education level, 2008/09 and 2011/12 (Secondary or above students)

主要金錢來源 Main sources of money	總計 Total		中學 Secondary		專上 Post-secondary	
	2008/09 (%)	2011/12 (%)	2008/09 (%)	2011/12 (%)	2008/09 (%)	2011/12 (%)
免費 Free of charge	61.2	45.2	61.6	45.0	60.3	45.5
零用錢 Pocket money	35.7	34.0	37.4	36.3	32.5	30.4
援交 Compensated dating	N.A.	19.0	N.A.	17.7	N.A.	21.2
做合法兼職得來的錢 Earn from doing legal part-time jobs	14.2	12.4	8.5	9.6	25.5	16.8
偷竊 Stealing	8.7	11.8	10.0	11.2	6.1	12.9
出售毒品 Sell drugs	7.9	9.9	8.6	10.6	6.5	8.7
其他非法途徑 Other illegal sources	6.4	9.4	7.7	9.1	4.0	9.9
向朋友／同學借來的錢 Borrow from friends / schoolmates	5.4	6.1	5.7	6.5	4.7	5.3
以上之外的其他財政來源 Other sources of money except of the above	7.5	8.0	7.8	8.6	6.7	7.2

註釋： 1. 學生可選擇多過一個答案。  
2. 百分比是以有提供相關資料的各教育程度的曾吸食毒品的學生為基礎而計算。  
3. N.A. 學生在 2008/09 年的調查中沒有被提供此答案。

Notes: 1. Students were allowed to choose more than one answer.  
2. Percentages are calculated based on students in the respective education levels who had ever taken drugs, and had provided the relevant information.  
3. N.A. Students were not provided with the answer in the 2008/09 Survey.

表2.6 通常吸食毒品的地方（按教育程度分組）（2008/09 年及 2011/12 年）

Table 2.6 Usual venues for taking drugs by education level, 2008/09 and 2011/12

通常吸食毒品的地方 Usual venues for taking drugs	總計 Total		高小 Upper Primary		中學 Secondary		專上 Post-secondary	
	2008/09 (%)	2011/12 (%)	2008/09 (%)	2011/12 (%)	2008/09 (%)	2011/12 (%)	2008/09 (%)	2011/12 (%)
朋友／同學／鄰居家中 Friends' / schoolmates' / neighbours' home	34.4	33.3	11.4	6.6	36.2	34.5	41.0	40.4
自己家中 At home	24.8	26.0	28.1	36.3	25.0	25.3	23.0	23.6
酒吧 Bar, pub or club	19.1	20.4	12.2	16.2	17.0	20.8	26.3	21.3
公眾遊樂場／球場／公園／公廁 Public playground / park / public toilet	19.2	18.6	15.0	9.4	22.0	22.9	15.6	14.8
大廈梯間或大廈的公眾地方／後巷 <sup>2</sup> Staircase or public area in building / back alley <sup>2</sup>	13.3	13.1	5.7	5.8	16.3	16.7	10.8	9.6
卡拉 OK <sup>3</sup> Karaoke <sup>3</sup>	28.5	12.4	16.4	11.8	25.1	13.3	40.8	11.2
學校（包括宿舍） School (including dormitory)	10.9	10.8	8.7	10.2	10.9	10.9	11.7	10.9
其他樓上娛樂場所（如樓上咖啡店、書店等） Other upstairs entertainment venues (e.g. upstairs cafés / bookstores etc)	10.0	9.2	9.1	7.0	10.3	8.7	9.9	10.9
沙灘 Beach	8.5	8.7	8.4	7.5	8.3	10.4	9.1	6.4
網吧 Internet café / cyber café	11.9	8.5	20.8	14.8	13.6	8.8	4.6	5.7
其他住宅單位（如空置單位等） Other residential flats (e.g. vacant flats etc)	N.A.	7.9	N.A.	5.9	N.A.	8.5	N.A.	7.5
電子遊戲機中心 Video game centre	6.9	7.1	8.6	9.7	7.6	6.8	4.6	6.6
出租屋／渡假屋／酒店／其他出租地方 <sup>4</sup> Holiday rental resort / rental place / hotel / other rental places <sup>4</sup>	8.4	7.1	11.7	4.0	6.9	8.0	9.8	6.7
遊艇 Yacht	N.A.	6.9	N.A.	4.9	N.A.	6.8	N.A.	7.7
戲院 Cinema	4.7	4.8	8.3	4.8	4.4	5.3	3.6	4.0
商場／商店 <sup>5</sup> Shopping mall / retail shop <sup>5</sup>	6.7	4.7	8.7	8.2	7.2	4.0	4.9	4.7
其他地方 Other places	24.3	10.3	37.9	14.0	23.9	10.3	19.0	9.0

註釋： 1. 學生可選擇多過一個答案。

2. 在 2008/09 年的調查中，選項的字眼為「大廈梯間或大廈的公眾地方」。

3. 在 2008/09 年的調查中，選項的字眼為「卡拉 OK／的士高」。

4. 在 2008/09 年的調查中，選項的字眼為「出租屋／渡假屋／出租地方」。

5. 在 2008/09 年的調查中，選項的字眼為（一）「商場」及（二）「酒店」。

6. 百分比是以有提供相關資料的各教育程度的曾吸食毒品的學生為基礎而計算。

7. N.A. 學生在 2008/09 年的調查中沒有被提供此答案。

Notes: 1. Students were allowed to choose more than one answer.

2. In the 2008/09 Survey, the choice was phrased as "Staircase or public area in building".

3. In the 2008/09 Survey, the choice was phrased as "Karaoke / disco".

4. In the 2008/09 Survey, the choice was phrased as "Holiday rental resort / rental place".

5. In the 2008/09 Survey, the choice was phrased as: i) "Shopping malls"; and ii) "Shops".

6. Percentages are calculated based on students in the respective education levels who had ever taken drugs, and had provided the relevant information.

7. N.A. Students were not provided with the answer in the 2008/09 Survey.

表2.7 通常取得毒品的地方（按教育程度分組）（2011/12 年）

Table 2.7 Usual venues for obtaining drugs by education level, 2011/12

通常獲取毒品的地方 Usual venues for obtaining drugs	2011/12			
	總計 Total (%)	高小 Upper Primary (%)	中學 Secondary (%)	專上 Post-secondary (%)
朋友／同學／鄰居家中 Friends' / schoolmates' / neighbours' home	33.6	4.0	32.7	45.0
酒吧 Bar, pub or club	17.7	13.9	18.2	18.2
自己家中 At home	15.5	27.6	14.8	12.7
公眾遊樂場／球場／公園／公廁 Public playground / park / public toilet	14.8	11.9	18.3	10.1
卡拉 OK Karaoke	11.3	14.0	12.6	8.2
大廈梯間或大廈的公眾地方／後巷 Staircase or public area in building / back alley	11.2	6.1	14.4	7.6
網吧 Internet café / cyber café	10.0	17.1	10.2	7.2
其他樓上娛樂場所（如樓上咖啡店、書店等） Other upstairs entertainment venues (e.g. upstairs cafés / bookstores etc)	9.9	7.5	9.3	11.6
學校（包括宿舍） School (including dormitory)	9.6	5.0	8.4	13.0
其他住宅單位（如空置單位等） Other residential flats (e.g. vacant flats etc)	8.6	8.0	10.0	6.4
電子遊戲機中心 Video game centre	7.5	10.5	8.4	4.9
沙灘 Beach	7.0	8.7	7.4	5.7
遊艇 Yacht	5.5	7.4	5.0	5.6
商場／商店 Shopping mall / retail shop	5.0	5.8	5.2	4.3
出租屋／渡假屋／酒店／其他出租地方 Holiday rental resort / rental place / hotel / other rental places	4.3	5.2	4.4	3.7
戲院 Cinema	4.2	8.8	3.8	3.5
其他地方 Other places	12.6	23.0	12.5	9.3

註釋： 1. 學生可選擇多過一個答案。  
2. 百分比是以有提供相關資料的各教育程度的曾吸食毒品的學生為基礎而計算。

Notes: 1. Students were allowed to choose more than one answer.  
2. Percentages are calculated based on students in the respective education levels who had ever taken drugs, and had provided the relevant information.

表2.8 提供毒品的人（按教育程度分組）（2008/09 年及 2011/12 年）

Table 2.8 Suppliers of drugs by education level, 2008/09 and 2011/12

提供毒品的人 Suppliers of drugs	高小 Upper Primary		中學 Secondary			專上 Post-secondary		
	2008/09	2011/12	2008/09	2011/12		2008/09	2011/12	
				首次	之前三十天		首次	之前三十天
	(%) <sup>4</sup>	(%) <sup>4</sup>	(%) <sup>4</sup>	First Time (%) <sup>4</sup>	Preceding 30 days (%) <sup>5</sup>	(%) <sup>4</sup>	First Time (%) <sup>4</sup>	Preceding 30 days (%) <sup>5</sup>
朋友 Friends	35.7	28.1	47.4	48.3	38.1	64.2	53.2	35.2
其他朋友 Other friends	19.1	16.7	39.5	38.4	25.4	59.9	42.7	26.6
網友 Online friends	17.0	10.2	8.8	6.1	8.8	4.4	5.6	7.9
男朋友／女朋友 Boyfriend / girlfriend	12.5	8.8	10.7	8.4	13.1	9.3	10.4	10.0
同學 Schoolmates	18.9	16.4	19.4	28.2	33.8	23.1	27.4	25.5
父母 Parents	15.0	15.9	7.9	7.6	13.0	4.4	5.7	13.4
毒販 Drug dealers	19.2	15.3	13.0	9.9	24.3	19.7	7.9	19.8
朋友的朋友 Friends of friends	N.A.	9.4	N.A.	15.1	13.9	N.A.	18.2	12.6
藥房職員 <sup>2</sup> Staff of pharmacies <sup>2</sup>	13.3	9.2	7.5	4.1	8.3	6.3	3.7	11.5
親戚 Relatives	11.6	7.3	4.2	4.4	5.3	4.3	2.7	6.9
娛樂場所工作人員 Staff of entertainment venues	N.A.	6.4	N.A.	3.0	9.5	N.A.	2.9	7.8
鄰居 Neighbours	13.2	6.3	4.8	2.6	5.8	5.1	2.8	6.7
兄弟姊妹 Brothers / sisters	7.3	4.4	24.8	4.5	7.0	11.3	3.6	9.5
兼職同事 Part-time colleagues	N.A.	2.7	N.A.	2.1	4.1	N.A.	4.0	5.2
陌生人／其他人 <sup>3</sup> Strangers / others <sup>3</sup>	47.5	35.4	23.2	9.1	15.1	20.9	6.5	9.2

- 註釋：
1. 學生可選擇多過一個答案。
  2. 在 2008/09 年的調查中，選項的字眼為「藥房」。
  3. 在 2008/09 年的調查中，選項的字眼為（一）「陌生人」及（二）「其他人」。
  4. 百分比是以有提供相關資料的各教育程度的吸食毒品的學生為基礎而計算。
  5. 百分比是以有提供相關資料的在調查前三十天內曾吸食毒品的各教育程度的學生為基礎而計算。
  6. N.A. 學生在 2008/09 年的調查中沒有被提供此答案。

- Notes:
1. Students were allowed to choose more than one answer.
  2. In the 2008/09 Survey, the choice was phrased as "Pharmacies".
  3. In the 2008/09 Survey, the choice was phrased as: i) "Strangers"; and ii) "Others".
  4. Percentages are calculated based on students in the respective education levels who had ever taken drugs, and had provided the relevant information.
  5. Percentages are calculated based on students in the respective education levels who had taken drugs within 30 days preceding Survey enumeration, and had provided the relevant information.
  6. N.A. Students were not provided with the answer in the 2008/09 Survey.

表2.9 一起吸食毒品的人（按教育程度分組）（2008/09 年及 2011/12 年）（中學或以上的學生）

Table 2.9 Companions of drug-taking by education level, 2008/09 and 2011/12 (Secondary or above students)

一起吸食毒品的人 Companions of drug-taking	總計 Total		中學 Secondary		專上 Post-secondary	
	2008/09 (%)	2011/12 (%)	2008/09 (%)	2011/12 (%)	2008/09 (%)	2011/12 (%)
朋友 Friends	67.4	54.7	63.2	53.4	76.2	56.7
其他朋友 Other friends	53.9	46.8	47.5	45.2	67.9	49.4
男朋友／女朋友 Boyfriend / girlfriend	20.3	12.5	21.7	11.6	17.2	14.1
網友 Online friends	8.9	6.5	10.1	6.9	6.2	6.0
同學 Schoolmates	25.5	28.1	24.0	27.9	28.8	28.4
自己一個人 Alone	14.6	20.7	14.7	19.9	14.5	22.0
朋友的朋友 Friends of friends	N.A.	16.4	N.A.	17.4	N.A.	14.9
毒販 Drug dealers	8.8	9.8	9.1	9.7	8.2	9.9
父母 Parents	6.7	7.6	7.8	8.7	4.2	5.8
兄弟姊妹 Brothers / sisters	6.7	5.8	7.8	6.3	4.4	5.0
親戚 Relatives	6.7	4.3	7.4	4.5	5.0	4.0
兼職同事 Part-time colleagues	N.A.	4.3	N.A.	3.5	N.A.	5.5
鄰居 Neighbours	5.8	4.0	6.4	3.8	4.5	4.3
陌生人／其他人 <sup>2</sup> Strangers / others <sup>2</sup>	22.3	8.3	23.9	9.7	18.8	5.9

註釋： 1. 學生可選擇多過一個答案。  
2. 在 2008/09 年的調查中，選項的字眼為（一）「陌生人」及（二）「其他人」。  
3. 百分比是以有提供相關資料的各教育程度的曾吸食毒品的學生為基礎而計算。  
4. N.A. 學生在 2008/09 年的調查中沒有被提供此答案。

Notes: 1. Students were allowed to choose more than one answer.  
2. In the 2008/09 Survey, the choice was phrased as: i) "Strangers"; and ii) "Others".  
3. Percentages are calculated based on students in the respective education levels who had ever taken drugs, and had provided the relevant information.  
4. N.A. Students were not provided with the answer in the 2008/09 Survey.

表2.10 首次吸食毒品年齡（按教育程度分組）（2008/09 年及 2011/12 年）（中學或以上的學生）

Table 2.10 Age of first drug-taking by education level, 2008/09 and 2011/12 (Secondary or above students)

首次吸食毒品年齡 Age of first drug-taking	總計 Total		中學 Secondary		專上 Post-secondary	
	2008/09 (%)	2011/12 (%)	2008/09 (%)	2011/12 (%)	2008/09 (%)	2011/12 (%)
10 歲或以下 10 or below	14.0	10.7	15.6	10.8	9.1	10.7
11-12	4.9	4.1	5.7	5.2	2.2	1.9
13-14	10.8	12.5	11.5	15.0	8.5	7.5
15-16	8.8	13.4	6.6	14.1	16.0	11.9
17-18	4.2	6.3	1.2	2.6	13.9	14.0
19-20	2.3	3.6	#	0.0	9.7	11.0
21 歲或以上 21 or above	0.9	2.3			3.8	7.0
記不起 Forgot	54.0	47.1	59.4	52.5	36.7	36.2
總計 Total	100.0	100.0	100.0	100.0	100.0	100.0
中位數 Median	13.3	14.4	12.2	13.5	16.0	16.5

註釋： 1. 百分比是以有提供相關資料的各教育程度的曾吸食毒品的學生為基礎而計算。

2. # 大於 0 但少於 0.05。

Notes: 1. Percentages are calculated based on students in the respective education levels who had ever taken drugs, and had provided the relevant information.

2. # Greater than 0 but less than 0.05.

表2.11 吸食毒品的原因（按教育程度分組）（2008/09 年及 2011/12 年）

Table 2.11 Reasons for taking drugs by education level, 2008/09 and 2011/12

吸食毒品的原因 Reason for taking drugs	高小 Upper Primary		中學 Secondary			專上 Post-secondary		
	2008/09	2011/12	2008/09	2011/12		2008/09	2011/12	
	(%) <sup>3</sup>	(%) <sup>3</sup>	(%) <sup>3</sup>	首次 First Time (%) <sup>3</sup>	之前三十天 Preceding 30 days (%) <sup>4</sup>	(%) <sup>3</sup>	首次 First Time (%) <sup>3</sup>	之前三十天 Preceding 30 days (%) <sup>4</sup>
好奇 Curiosity	35.8	33.2	39.4	55.5	22.2	52.2	64.1	21.3
受朋輩影響 Friends' influence	24.3	17.2	29.5	31.5	21.0	33.5	33.1	16.5
解悶 <sup>2</sup> Feeling bored / nothing else to do <sup>2</sup>	25.6	16.7	29.7	20.4	30.6	29.4	16.7	21.9
減輕壓力 To get away from stress	19.8	14.7	24.5	17.6	28.1	25.5	17.4	19.1
逃避不开心或不安的感 覺 <sup>2</sup> To get away from depression / anxiety <sup>2</sup>	N.A.	13.9	N.A.	19.8	24.2	N.A.	17.9	22.9
止痛 To kill pain	N.A.	13.3	N.A.	6.6	17.5	N.A.	6.5	15.3
提神 To keep myself awake and focused	9.9	11.1	16.0	8.4	19.3	12.0	9.4	16.3
尋求刺激 To seek excitement	17.9	11.4	24.7	27.0	27.6	33.6	29.8	24.1
減肥 To lose weight	N.A.	10.9	N.A.	7.9	18.7	N.A.	6.4	16.9
避免因沒有服食藥物時 而感到不適 To avoid discomfort of drugs absence	N.A.	10.7	N.A.	4.3	15.2	N.A.	2.7	10.7
跟潮流 To be cool	10.1	9.3	16.0	10.4	16.5	11.5	8.1	15.3
炫耀 To show off	7.7	8.9	13.4	8.8	16.9	9.3	7.8	15.8
其他原因 Other reasons	35.2	22.9	25.5	10.9	16.7	19.6	7.4	10.1

註釋： 1. 學生可選擇多過一個答案。  
2. 在 2008/09 年的調查中，兩個選項統一為「消  
愁解悶／逃避不开心或不安的感覺」。  
3. 百分比是以有提供相關資料的各教育程度  
的曾吸食毒品的學生為基礎而計算。  
4. 百分比是以有提供相關資料的在調查前三  
十天內曾吸食毒品的各教育程度的學生為  
基礎而計算。  
5. N.A. 學生在 2008/09 年的調查中沒有被提  
供此答案。

Notes: 1. Students were allowed to choose more than one  
answer.  
2. In the 2008/09 Survey, the choices were combined  
into one category as: "Relief of boredom /  
depression / anxiety".  
3. Percentages are calculated based on students in the  
respective education levels who had ever taken  
drugs, and had provided the relevant information.  
4. Percentages are calculated based on students in the  
respective education levels who had taken drugs  
within 30 days preceding survey enumeration, and  
had provided the relevant information.  
5. N.A. Students were not provided with the answer  
in the 2008/09 Survey.

表2.12 吸食毒品學生的估計人數和所佔比例（按居住地區及教育程度分組）（2008/09 年及 2011/12 年）

Table 2.12 Estimated number and proportion of drug-taking students by residential district and by education level, 2008/09 and 2011/12

居住地區 Residential district	總計 Total		高小 Upper Primary		中學 Secondary		專上 Post-secondary	
	2008/09	2011/12	2008/09	2011/12	2008/09	2011/12	2008/09	2011/12
	No. (%)	No. (%)	No. (%)	No. (%)	No. (%)	No. (%)	No. (%)	No. (%)
中西區 Central and Western	960 (3.8)	805 (3.2)	62 (1.0)	14 (0.2)	608 (4.3)	500 (3.8)	290 (6.0)	290 (5.1)
灣仔區 Wan Chai	527 (4.2)	321 (3.1)	54 (1.5)	42 (1.7)	391 (5.2)	205 (3.4)	83 (5.4)	73 (4.1)
東區 Eastern	1 843 (3.1)	971 (1.6)	146 (1.1)	139 (1.2)	1 372 (3.8)	448 (1.2)	325 (3.3)	383 (3.4)
南區 Southern	868 (3.0)	749 (2.7)	95 (1.5)	111 (1.9)	593 (3.3)	481 (2.8)	179 (3.8)	158 (3.2)
油尖旺區 Yau Tsim Mong	1 143 (3.8)	543 (2.1)	74 (1.1)	58 (1.3)	791 (4.3)	315 (2.0)	278 (5.6)	170 (3.3)
深水埗區 Sham Shui Po	1 579 (4.1)	1 039 (2.4)	127 (1.4)	123 (1.2)	1 235 (5.4)	745 (2.9)	217 (3.1)	172 (2.4)
九龍城區 Kowloon City	1 171 (3.0)	952 (2.4)	185 (1.7)	77 (0.7)	698 (3.3)	517 (2.5)	288 (4.2)	358 (4.3)
黃大仙區 Wong Tai Sin	1 210 (2.7)	785 (1.7)	123 (1.5)	46 (0.6)	773 (2.7)	461 (1.7)	313 (3.6)	278 (2.8)
觀塘區 Kwun Tong	2 898 (4.1)	1 341 (1.9)	230 (1.4)	106 (0.7)	2 269 (5.2)	837 (1.9)	399 (3.7)	397 (3.1)
葵青區 Kwai Tsing	1 692 (2.9)	1 089 (2.0)	69 (0.5)	77 (0.6)	1 268 (3.6)	750 (2.4)	355 (3.5)	263 (2.3)
荃灣區 Tsuen Wan	1 109 (3.3)	679 (2.1)	145 (1.6)	75 (1.0)	728 (3.8)	413 (2.1)	236 (4.7)	191 (3.4)
屯門區 Tuen Mun	1 619 (2.6)	1 261 (2.2)	249 (1.8)	130 (1.2)	921 (2.5)	768 (2.3)	449 (4.2)	363 (3.1)
元朗區 Yuen Long	2 897 (3.9)	1 556 (2.1)	342 (1.8)	200 (1.3)	2 024 (4.5)	980 (2.2)	531 (5.4)	376 (2.9)
北區 Northern	1 454 (3.6)	720 (1.9)	123 (1.3)	57 (0.7)	1 087 (4.6)	457 (2.0)	243 (3.5)	206 (2.9)
大埔區 Tai Po	1 262 (3.4)	752 (2.5)	68 (0.9)	113 (1.9)	900 (4.1)	396 (2.3)	293 (3.7)	244 (3.4)
沙田區 Sha Tin	1 987 (2.9)	1 413 (2.0)	336 (2.1)	212 (1.5)	1 117 (2.9)	778 (1.8)	534 (3.8)	424 (2.9)
西貢區 Sai Kung	1 894 (4.1)	925 (1.7)	236 (1.9)	70 (0.6)	1 221 (4.9)	537 (1.7)	437 (5.2)	317 (3.1)
離島 Islands	915 (4.8)	517 (2.7)	105 (1.7)	40 (0.9)	726 (6.8)	333 (2.7)	83 (4.0)	144 (5.9)
全港總計 Overall Hong Kong	29 413 (3.6)	16 840 (2.1)	3 089 (1.6)	1 839 (1.1)	20 027 (4.2)	10 151 (2.2)	6 298 (4.4)	4 850 (3.2)
中國內地 Mainland China	762 (14.8)	695 (8.9)	38 (3.2)	50 (2.8)	610 (20.9)	390 (14.2)	114 (11.2)	255 (7.7)

註釋： 1. 百分比是以有提供相關資料的各教育程度的曾吸食毒品的學生為基礎而計算。

2. 由於部分學生沒有提供他們的住處，因此全港的學生數目不能從 18 區相加所得。

Notes: 1. Percentages are calculated based on students in the respective education levels who had ever taken drugs, and had provided the relevant information.

2. As some of the students did not report their area of residence, hence the sum of the 18 districts cannot add up to the overall figure of Hong Kong.



表2.13 曾否在香港以外地方吸食毒品及曾在香港以外吸食毒品的地方（按教育程度分組）  
（2011/12 年）

Table 2.13 Whether took drugs outside Hong Kong and places of drug-taking outside Hong Kong by education level, 2011/12

曾否在香港以外地方吸食毒品 <sup>2</sup> ／ 曾在香港以外吸食毒品的地方 Whether took drugs outside Hong Kong <sup>2</sup> / Places of drug-taking outside Hong Kong	2011/12							
	總計 Total		高小 Upper Primary		中學 Secondary		專上 Post-secondary	
	曾吸食毒品 的學生 Lifetime drug-takers (%)	30 天內 曾吸食毒品 的學生 30-day drug-takers (%)	曾吸食毒品 的學生 Lifetime drug-takers (%)	30 天內 曾吸食毒品 的學生 30-day drug-takers (%)	曾吸食毒品 的學生 Lifetime drug-takers (%)	30 天內 曾吸食毒品 的學生 30-day drug-takers (%)	曾吸食毒品 的學生 Lifetime drug-takers (%)	30 天內 曾吸食毒品 的學生 30-day drug-takers (%)
沒有 No	65.7	34.7	48.3	27.4	72.7	36.7	54.4	32.7
有，那些地方 <sup>3</sup> 是… Yes, the places <sup>3</sup> were...	34.3	65.3	51.7	72.6	27.3	63.3	45.6	67.3
中國內地／澳門 Mainland China/ Macao	63.9	71.9	82.7	95.4	66.2	68.5	57.1	72.0
深圳 Shenzhen	35.1	38.4	28.7	28.1	36.9	40.8	34.2	36.8
澳門 Macao	19.2	28.5	18.0	24.3	20.7	29.1	17.8	28.5
廣州 Guangzhou	19.1	27.7	20.5	33.2	22.6	28.0	14.6	25.5
東莞 Dongguan	18.6	28.0	12.3	17.3	22.4	30.2	15.4	26.8
珠海 Zhuhai	15.1	24.2	10.5	19.6	18.4	25.3	12.2	23.5
其他中國城市 Other cities in China	15.9	19.6	24.3	21.9	18.9	20.9	10.3	16.5
海外地區 Overseas	40.3	38.4	19.6	15.9	40.0	43.3	45.0	35.4

註釋： 1. 除了選項「沒有」外，學生可選擇多過一個答案。  
2. 百分比是以有提供相關資料的不同吸食毒品情況及各教育程度的學生為基礎而計算。  
3. 百分比是以不同吸食毒品情況及各教育程度的曾在香港以外的地方吸食毒品並有提供相關資料的學生為基礎而計算。

Notes: 1. Except the option "No", students were allowed to choose more than one answer.  
2. Percentages are calculated based on students in the respective drug use status groups and education levels, and had provided the relevant information.  
3. Percentages are calculated based on students in the respective education levels who had taken drugs in places outside Hong Kong, and had provided the relevant information.

表2.14 曾否因為吸食毒品問題而向他人求助及給予最大幫助的人（按教育程度分組）  
（2008/09 年及 2011/12 年）

Table 2.14 Whether sought help from others in dealing with problems resulted from taking drugs and persons who gave the greatest help by education level, 2008/09 and 2011/12

曾否向他人求助 <sup>4</sup> ／ 給予最大幫助的人 Whether sought help from others <sup>4</sup> / Persons who gave the greatest help	總計 Total		高小 Upper Primary		中學 Secondary		專上 Post-secondary	
	2008/09 (%)	2011/12 (%)	2008/09 (%)	2011/12 (%)	2008/09 (%)	2011/12 (%)	2008/09 (%)	2011/12 (%)
沒有 No	77.0	77.6	N.A.	39.4	75.8	80.6	80.9	82.1
有，給予最大幫助的人 <sup>5</sup> 是… Yes, persons who gave the greatest help <sup>5</sup> were...	23.0	22.4	N.A.	60.6	24.2	19.4	19.1	17.9
朋友 Friends	30.8	27.0	N.A.	24.2	29.2	30.2	36.5	22.6
男朋友／女朋友 Boyfriend / girlfriend	12.4	12.3	N.A.	15.1	12.5	11.6	12.2	10.9
其他朋友 Other friends	15.7	10.7	N.A.	5.5	13.9	14.2	22.3	7.8
網友 Online friends	2.7	4.1	N.A.	3.6	2.8	4.4	2.1	3.8
社工 Social workers	37.6	13.9	N.A.	4.4	41.1	14.4	25.1	22.0
外展社工／輔導員 <sup>1</sup> Outreaching social workers / counsellors <sup>1</sup>	13.8	5.9	N.A.	2.8	14.3	5.6	11.9	9.6
學校社工 <sup>1</sup> School social workers <sup>1</sup>		3.8		0.7		3.8		7.0
戒毒機構社工／輔導員 <sup>2</sup> Social workers / counsellors in drug treatment organizations <sup>2</sup>	23.8	4.2	N.A.	0.9	26.8	5.0	13.2	5.4
同學 Schoolmates	8.8	13.3	N.A.	17.0	8.5	13.8	9.9	8.7
父母 Parents	4.7	13.3	N.A.	19.7	4.7	12.0	5.0	10.2
神職人員／教牧人員 Clergies / churchmen	N.A.	7.3	N.A.	1.0	N.A.	7.4	N.A.	13.3
警察的學校聯絡主任 Police school Liaison Officer	1.6	3.3	N.A.	2.7	1.8	2.8	1.0	5.2
老師 Teachers	0.6	2.8	N.A.	4.0	0.4	1.2	1.3	5.2
其他親戚（如長輩） <sup>3</sup> Other relatives (e.g. seniors) <sup>3</sup>	0.8	2.6	N.A.	8.4	0.7	1.1	1.2	0.4
醫生及醫務人員 Doctors and medical staff	2.1	2.5	N.A.	2.5	1.9	1.7	2.9	4.3
兄弟姊妹 Brothers / sisters	2.4	1.9	N.A.	4.0	2.2	1.7	3.2	0.3
鄰居 Neighbours	0.7	N.A.	N.A.	N.A.	0.7	N.A.	0.9	N.A.
其他人 Others	9.7	11.9	N.A.	12.1	8.8	13.6	12.9	7.9

- 註釋：
1. 在 2008/09 年的調查中，兩個選項結合為「社工」。
  2. 在 2008/09 年的調查中，選項的字眼為「戒毒機構」。
  3. 在 2008/09 年的調查中，選項的字眼為「親戚」。
  4. 百分比是以有提供相關資料的各教育程度的曾吸食毒品學生為基礎而計算。
  5. 百分比是以有提供相關資料的各教育程度的曾因為吸食毒品問題而向他人求助的曾吸食毒品學生為基礎而計算。
  6. N.A. 學生在 2008/09 年的調查中沒有被提供此答案／問及此題。

- Notes:
1. In the 2008/09 Survey, the choices were combined into one category as: "Social workers".
  2. In the 2008/09 Survey, the choice was phrased as "Drug treatment organizations".
  3. In the 2008/09 Survey, the choice was phrased as "Relatives".
  4. Percentages are calculated based on students under the respective education levels who had ever taken drugs, and had provided the relevant information.
  5. Percentages are calculated based on students under the respective education levels who had ever taken drugs and sought help from others in dealing with problems resulted from taking drugs, and had provided the relevant information.
  6. N.A. Students were not provided with the answer/asked of the question in the 2008/09 Survey.

表2.15 曾否嘗試停止吸食毒品或戒毒其原因（按教育程度及吸食毒品的學生類型分組）  
（2008/09 年及 2011/12 年）（中學或以上的學生）

Table 2.15 Whether attempted to stop taking drugs or give up drugs and the respective reasons by type of drug-taking students and by education level, 2008/09 and 2011/12 (Secondary or above students)

曾否嘗試停止吸食毒品或戒毒 <sup>3</sup> ／ 其原因 Whether attempted to stop taking drugs or give up drugs <sup>3</sup> / Respective reasons	總計 Total		中學 Secondary		專上 Post-secondary	
	2008/09 (%)	2011/12 (%)	2008/09 (%)	2011/12 (%)	2008/09 (%)	2011/12 (%)
<b>曾吸食毒品的學生</b> <b>Lifetime drug-taking students</b>						
未曾嘗試停止吸食毒品或戒毒，原因 <sup>4</sup> 是… Never attempted to stop taking drugs or give up drugs, reasons <sup>4</sup> were...	30.5	45.7	31.9	45.3	25.8	46.4
我不覺得自己已經上癮 <i>I do not think I am addicted</i>	66.8	58.2	64.2	53.1	76.9	66.7
很喜歡吸食毒品後的感覺 <i>I like the feeling that drugs give me</i>	33.7	33.1	36.0	35.0	24.7	30.0
我不認為吸食毒品會對身體造成嚴重損害 <i>I do not think using drugs is harmful to health</i>	20.8	25.4	22.3	24.4	14.9	26.9
我的朋友仍有吸食毒品 <i>My friends are still using drugs</i>	22.4	18.4	23.8	19.1	16.9	17.1
我的家人不知道／沒有阻止我 <sup>2</sup> <i>My family did not know / stop me<sup>2</sup></i>	17.8	16.9	19.5	19.1	11.0	13.1
戒毒很辛苦 <i>It is hard to give up drugs</i>	13.6	15.8	14.5	18.1	10.1	11.9
其他原因 <i>Other reasons</i>	29.2	23.2	31.9	26.6	18.5	17.4
曾嘗試停止吸食毒品及戒毒，原因 <sup>5</sup> 是… Having attempted to stop taking drugs or give up drugs, reasons <sup>5</sup> were...	69.5	54.3	68.1	54.7	74.2	53.6
吸毒影響我的健康 <i>Using drugs affected my health</i>	59.7	50.9	59.7	52.3	59.7	48.2
吸毒影響我的日常生活 <i>Using drugs affected my daily life</i>	34.3	30.4	34.3	32.0	34.1	27.4
吸毒影響我的學業 <i>Using drugs affected my study</i>	35.1	27.7	36.4	30.7	31.2	22.4
吸食毒品是犯法的，我怕被拘捕 <i>I am afraid of getting arrested as using drugs is illegal</i>	N.A.	27.6	N.A.	31.0	N.A.	21.5
吸毒影響我的家庭 <i>Using drugs affected my family</i>	25.4	22.3	27.0	23.2	20.6	20.5
吸毒影響我與朋友的關係 <i>Using drugs affected my relationship with friends</i>	21.3	18.4	22.8	19.9	16.8	15.5
男朋友／女朋友不喜歡 <i>My boyfriend / girlfriend did not like it</i>	N.A.	18.1	N.A.	21.4	N.A.	12.2
我沒有足夠金錢 <i>I do not have enough money</i>	20.9	10.6	21.6	10.8	18.6	10.3
其他原因 <i>Other reasons</i>	34.5	23.4	34.9	19.3	33.2	30.8

曾否嘗試停止吸食毒品或戒毒 <sup>3</sup> ／ 其原因 Whether attempted to stop taking drugs or give up drugs <sup>3</sup> / Respective reasons	總計 Total		中學 Secondary		專上 Post-secondary	
	2008/09	2011/12	2008/09	2011/12	2008/09	2011/12
	(%)	(%)	(%)	(%)	(%)	(%)
<b>30 天內曾吸食毒品的學生</b> <b>30-day drug-taking students</b>						
未曾嘗試停止吸食毒品或戒毒，原因 <sup>4</sup> 是... Never attempted to stop taking drugs or give up drugs, reasons <sup>4</sup> were...	58.2	66.8	58.8	63.1	55.1	74.5
我不覺得自己已經上癮 <i>I do not think I am addicted</i>	61.2	56.1	59.9	55.0	68.8	58.1
我很喜歡吸食毒品後的感覺 <i>I like the feeling that drugs give me</i>	49.2	45.8	49.8	49.0	45.6	40.2
我不認為吸食毒品會對身體造成嚴重損害 <i>I do not think using drugs is harmful to health</i>	31.5	32.7	32.5	32.8	26.1	32.4
我的朋友仍有吸食毒品 <i>My friends are still using drugs</i>	33.0	24.4	33.0	26.2	32.9	21.2
我的家人不知道／沒有阻止我 <sup>2</sup> <i>My family did not know / stop me<sup>2</sup></i>	28.1	22.4	28.8	26.3	23.7	15.5
戒毒很辛苦 <i>It is hard to give up drugs</i>	21.4	21.5	21.3	23.5	22.2	18.0
其他原因 <i>Other reasons</i>	31.5	19.1	33.0	21.5	23.1	14.7
曾嘗試停止吸食毒品及戒毒，原因 <sup>5</sup> 是... Having attempted to stop taking drugs or give up drugs, reasons <sup>5</sup> were...	41.8	33.2	41.2	36.9	44.9	25.5
吸毒影響我的健康 <i>Using drugs affected my health</i>	58.0	41.4	60.2	42.7	47.5	37.6
吸毒影響我的日常生活 <i>Using drugs affected my daily life</i>	34.1	30.7	35.1	34.1	29.1	20.9
吸毒影響我的學業 <i>Using drugs affected my study</i>	39.0	29.3	39.8	32.4	34.8	20.4
吸食毒品是犯法的，我怕被拘捕 <i>I am afraid of getting arrested as using drugs is illegal</i>	N.A.	22.9	N.A.	25.5	N.A.	15.5
男朋友／女朋友不喜歡 <i>My boyfriend / girlfriend did not like it</i>	N.A.	21.2	N.A.	26.8	N.A.	5.1
吸毒影響我的家庭 <i>Using drugs affected my family</i>	23.7	19.3	25.2	20.2	16.6	16.9
沒有足夠金錢 <i>I do not have enough money</i>	31.2	18.7	30.4	19.5	34.7	16.3
吸毒影響我與朋友的關係 <i>Using drugs affected my relationship with friends</i>	21.9	17.2	22.7	20.0	18.0	9.0
其他原因 <i>Other reasons</i>	24.8	19.0	25.9	15.9	19.6	27.7

- 註釋：
- 除了選項「沒有」外，學生可選擇多過一個答案。
  - 在 2008/09 年的調查中，選項的字眼為「我的家人沒有阻止我」。
  - 百分比是以有提供相關資料的不同吸食毒品情況及各教育程度的學生為基礎而計算。
  - 百分比是以有提供相關資料，並表示未曾嘗試停止吸食毒品或戒毒的不同吸食毒品情況及各教育程度的學生為基礎而計算。
  - 百分比是以有提供相關資料，並表示曾嘗試停止吸食毒品或戒毒的不同吸食毒品情況及各教育程度的學生為基礎而計算。
  - N.A. 學生在 2008/09 年的調查中沒有被提供此答案。

- Notes:
- Except the option "No", students were allowed to choose more than one answer.
  - In the 2008/09 Survey, the choice was phrased as "My family did not stop me".
  - Percentages are calculated based on the students in the respective drug use status groups and education levels, who had provided the relevant information.
  - Percentages are calculated based on the students in the respective drug use status groups and education levels who had not attempted to stop taking drugs or give up drugs, and had provided the relevant information.
  - Percentages are calculated based on the students in the respective drug use status groups and education levels who had attempted to stop taking drugs or give up drugs, and had provided the relevant information.
  - N.A. Students were not provided with the answer in the 2008/09 Survey.

### 3. 不曾吸食毒品的學生接觸毒品的風險和所得的禁毒資訊

#### Exposure to risk of drugs and anti-drug messages among non-drug-taking students

表3.1 不曾吸食毒品的學生曾否獲提供毒品及毒品提供者(按教育程度分組)(2008/09年及2011/12年)

Table 3.1 Whether non-drug-taking students had been offered drugs and the offering persons by education level, 2008/09 and 2011/12

曾否獲提供毒品 <sup>3</sup> ／ 毒品提供者 Whether been offered drugs <sup>3</sup> / Offering persons	總計 Total		高小 Upper Primary		中學 Secondary		專上 Post-secondary	
	2008/09 (%)	2011/12 (%)	2008/09 (%)	2011/12 (%)	2008/09 (%)	2011/12 (%)	2008/09 (%)	2011/12 (%)
沒有 No	96.6	97.8	N.A.	98.6	96.7	97.8	96.4	97.0
有，提供者 <sup>4</sup> 是… Yes, the offering persons <sup>4</sup> were...	3.4	2.2	N.A.	1.4	3.3	2.2	3.6	3.0
朋友 Friends	65.1	51.5	N.A.	32.4	64.0	55.4	68.3	52.8
其他朋友 Other friends	59.0	45.4	N.A.	20.2	57.0	49.5	65.1	49.4
網友 Online friends	8.4	8.6	N.A.	16.7	9.8	8.4	4.4	4.7
男朋友／女朋友 Boyfriend / girlfriend	5.7	4.3	N.A.	4.8	6.3	4.6	3.8	3.5
朋友的朋友 Friends of friends	N.A.	28.2	N.A.	13.8	N.A.	30.9	N.A.	29.9
同學 Schoolmates	23.5	25.6	N.A.	15.0	21.2	23.6	30.3	35.7
毒販 Drug dealers	8.9	13.7	N.A.	36.5	9.9	11.0	6.1	7.8
陌生人／其他人 <sup>2</sup> Strangers / others <sup>2</sup>	28.4	11.7	N.A.	27.0	30.0	10.0	23.5	7.3
娛樂場所工作人員 Staff of entertainment venues	N.A.	7.5	N.A.	9.5	N.A.	7.4	N.A.	6.7
兼職同事 Part-time colleagues	N.A.	3.7	N.A.	4.6	N.A.	2.7	N.A.	5.5
親戚 Relatives	2.5	3.0	N.A.	5.7	2.6	2.5	2.2	2.7
鄰居 Neighbours	3.0	2.9	N.A.	7.1	3.4	2.7	1.8	1.3
父母 Parents	1.0	2.1	N.A.	6.5	1.0	1.7	1.0	0.8
兄弟姊妹 Brothers / sisters	1.0	1.6	N.A.	2.6	1.1	1.7	0.6	0.9

- 註釋：
1. 學生可選擇多於一個答案。
  2. 在2008/09年的調查中，選項的字眼為（一）「陌生人」及（二）「其他人」。
  3. 百分比是以有提供相關資料的不曾吸食毒品的各教育程度的學生為基礎而計算。
  4. 百分比是以有提供相關資料，並曾獲提供毒品的不曾吸食毒品的各教育程度的學生為基礎而計算。
  5. N.A. 學生在2008/09年的調查中沒有被提供此答案／問及此題。

- Notes:
1. Students were allowed to choose more than one answer.
  2. In the 2008/09 Survey, the choice was phrased as: (i) "Strangers"; and (ii) "Others".
  3. Percentages are calculated based on non-drug-taking students in the respective education levels who had provided the relevant information.
  4. Percentages are calculated based on non-drug-taking students in the respective education levels who had been offered drugs, and had provided the relevant information.
  5. N.A. Students were not provided with the answer/asked of the question in the 2008/09 Survey.

表3.2 不曾吸食毒品的學生曾否獲提供毒品及提供毒品的地方（按教育程度分組）  
（2008/09 年及 2011/12 年）

Table 3.2 Whether non-drug-taking students had been offered drugs and places of offer by education level, 2008/09 and 2011/12

曾否獲提供毒品 <sup>6</sup> ／ 提供毒品予學生的地方 Whether been offered drugs <sup>6</sup> / Places of offer	總計 Total		高小 Upper Primary		中學 Secondary		專上 Post-secondary	
	2008/09 (%)	2011/12 (%)	2008/09 (%)	2011/12 (%)	2008/09 (%)	2011/12 (%)	2008/09 (%)	2011/12 (%)
沒有 No	96.7	97.3	N.A.	96.9	96.7	97.6	96.4	96.8
有，提供地方 <sup>7</sup> 是… Yes, places of offer <sup>7</sup> were...	3.3	2.7	N.A.	3.1	3.3	2.4	3.6	3.2
公眾遊樂場／球場／公園／公厕 Public playground / park / public toilet	29.8	27.9	N.A.	32.5	34.4	31.0	16.2	15.6
酒吧 Bar, pub or club	18.5	26.2	N.A.	25.5	14.8	22.8	29.5	34.7
朋友／同學／鄰居中 Friends' / schoolmates' / neighbours' home	21.1	19.4	N.A.	10.7	20.4	21.9	23.0	23.4
卡拉 OK <sup>2</sup> Karaoke <sup>2</sup>	27.4	18.6	N.A.	28.7	23.4	15.7	39.1	13.8
大廈梯間或大廈的公眾地方／後巷 <sup>3</sup> Staircase or public area in building / back alley <sup>3</sup>	11.1	16.6	N.A.	22.2	12.6	16.4	6.8	10.8
網吧 Internet café / cyber café	13.2	15.6	N.A.	26.0	15.9	13.9	5.1	7.9
學校〔包括宿舍〕 School (including dormitory)	10.4	11.8	N.A.	8.0	9.1	11.0	14.4	17.9
電子遊戲機中心 Video game centre	7.8	10.8	N.A.	22.0	8.6	7.3	5.5	6.1
其他樓上娛樂場所〔如樓上咖啡店、書店等〕 Other upstairs entertainment venues (e.g. upstairs cafés / bookstores etc)	8.9	7.8	N.A.	11.9	8.4	6.1	10.5	7.1
自己家中 At home	4.0	6.1	N.A.	11.0	4.2	4.7	3.5	3.8
沙灘 Beach	6.0	5.8	N.A.	7.7	6.6	5.8	4.1	3.7
出租屋／渡假屋／酒店／其他出租地方 Holiday rental resort / rental place / hotel / other rental places <sup>4</sup>	4.6	5.7	N.A.	9.6	4.4	4.8	5.0	3.5
商場／商店 <sup>5</sup> Shopping mall / retail shop <sup>5</sup>	5.7	5.7	N.A.	11.8	6.6	4.0	3.1	2.6
其他住宅單位〔如空置單位等〕 Other residential flats (e.g. vacant flats etc)	N.A.	5.3	N.A.	6.9	N.A.	5.0	N.A.	4.4
遊艇 Yacht	N.A.	5.0	N.A.	8.9	N.A.	4.0	N.A.	3.0
戲院 Cinema	2.2	3.4	N.A.	7.4	2.6	2.4	1.0	1.1
其他地方 Other places	23.7	10.2	N.A.	15.5	26.3	8.3	15.9	8.6

註釋：1. 學生可選擇多於一個答案。

2. 在 2008/09 年的調查中，選項的字眼為「卡拉 OK／士高」。

3. 在 2008/09 年的調查中，選項的字眼為「大廈梯間或大廈的公眾地方」。

4. 在 2008/09 年的調查中，選項的字眼為「出租屋／渡假屋／出租地方」。

5. 在 2008/09 年的調查中，選項的字眼為（一）「商場」及（二）「酒店」。

6. 百分比是以有提供相關資料的不曾吸食毒品的各教育程度的學生為基礎而計算。

7. 百分比是以有提供相關資料，並曾獲提供毒品的不曾吸食毒品的各教育程度的學生為基礎而計算。

8. N.A. 學生在 2008/09 年的調查中沒有被提供此答案／問及此題。

Notes: 1. Students were allowed to choose more than one answer.

2. In the 2008/09 Survey, the choice was phrased as "Karaoke / disco".

3. In the 2008/09 Survey, the choice was phrased as "Staircase or public area in building".

4. In the 2008/09 Survey, the choice was phrased as "Holiday rental resort / rental place".

5. In the 2008/09 Survey, the choice was phrased as: i) "Shopping malls"; and ii) "Shops".

6. Percentages are calculated based on non-drug-taking students in the respective education levels who had provided the relevant information.

7. Percentages are calculated based on non-drug-taking students in the respective education levels who had been offered drugs, and had provided the relevant information.

8. N.A. Students were not provided with the answer/ asked of the question in the 2008/09 Survey.

表3.3 令不曾吸食毒品的學生遠離毒品的因素（按教育程度分組）（2008/09 年及 2011/12 年）（中學或以上的學生）

Table 3.3 Factors that kept non-drug-taking students away from drugs by education level, 2008/09 and 2011/12 (Secondary or above students)

令學生遠離毒品的因素 Factors that kept students away from drugs	總計 Total		中學 Secondary		專上 Post-secondary	
	2008/09 (%)	2011/12 (%)	2008/09 (%)	2011/12 (%)	2008/09 (%)	2011/12 (%)
我害怕吸毒所帶來的後果 <sup>3</sup> I am afraid of the consequences of using drugs <sup>3</sup>	93.5	81.8	93.1	83.0	94.6	78.2
吸食毒品會損害健康 Drugs are harmful to health	88.8	71.4	88.1	71.7	91.2	70.4
藏有毒品是違法的 Possessing drugs is illegal	64.5	53.8	64.3	55.1	65.3	49.9
我害怕上癮 I will get addicted to drugs	N.A.	49.8	N.A.	49.9	N.A.	49.7
我害怕影響學業 My study will be affected	N.A.	46.6	N.A.	48.7	N.A.	40.2
我害怕影響外表 My appearance will be affected	N.A.	44.7	N.A.	45.6	N.A.	41.9
我害怕連累家人 My family will be implicated	N.A.	42.9	N.A.	44.1	N.A.	39.3
其他後果 Other consequences	70.8	8.7	71.0	8.7	70.0	8.7
我不喜歡吸毒者的形象 I do not like the image of drug-takers	66.0	63.4	66.5	63.7	64.3	62.4
有其他比吸食毒品更有趣的事情可做 There are more interesting things to do other than using drugs	40.2	49.5	39.4	49.5	42.7	49.7
我有堅強的意志力去抵抗吸毒 I have strong will power to resist drugs	45.6	49.0	45.4	48.3	46.3	51.3
父母 / 兄弟姊妹的影響 Influence of parents / brothers and sisters	28.8	41.2	28.8	41.0	28.7	42.0
非吸食毒品朋友的影響 Influence of non-drug-taking friends	19.1	27.5	19.6	27.8	17.3	26.6
老師的影響 Influence of teachers	19.3	25.6	19.7	26.0	17.9	24.5
傳媒 / 偶像的影響 Influence of media / celebrities	13.1	20.6	12.5	19.9	15.0	22.7
其他因素 Other factors	10.8	4.1	11.5	4.1	8.6	4.1

- 註釋： 1. 學生可選擇多於一個答案。
2. 百分比是以有提供相關資料的不曾吸食毒品的中學或以上程度的學生為基礎而計算。
3. 「我害怕吸毒所帶來的後果」的百分比是以有在「吸食毒品會損害健康」、「我害怕上癮」、「我害怕影響外表」、「藏有毒品是違法的」、「我害怕連累家人」、「我害怕影響學業」或「其他後果」提供相關資料的各教育程度的不曾吸食毒品的學生為基礎而計算。
4. N.A. 學生在 2008/09 年的調查中沒有被提供此答案。

- Notes: 1. Students were allowed to choose more than one answer.
2. Percentages are calculated based on the students in the secondary level or above who had never taken drugs, and had provided the relevant information.
3. Percentages for “I am afraid of the consequences of using drugs” are calculated based on the students in the respective education levels who had never taken drugs, and had provided the relevant information on “drugs are harmful to health”, “I will get addicted to drugs”, “my appearance will be affected”, “possessing drugs is illegal”, “my family will be implicated”, “my study will be affected”, and/or “other consequences”.
4. N.A. Students were not provided with the answer in the 2008/09 Survey.

表3.4 不曾吸食毒品的學生拒絕毒品的的方法(按教育程度分組)(2008/09年及2011/12年)  
(中學或以上的學生)

Table 3.4 Methods used to refuse drugs among non-drug-taking students by education level, 2008/09 and 2011/12 (Secondary or above students)

拒絕毒品的方法 Methods used to refuse drugs	總計 Total		中學 Secondary		專上 Post-secondary	
	2008/09 (%)	2011/12 (%)	2008/09 (%)	2011/12 (%)	2008/09 (%)	2011/12 (%)
我直接地拒絕 I refused directly myself	69.5	72.2	66.2	69.7	79.3	78.1
找藉口拒絕 I refused with an excuse	22.1	20.8	23.7	21.8	17.2	18.7
我即時離開 I left immediately	N.A.	15.6	N.A.	17.1	N.A.	12.1
在場的朋友助我拒絕 My friends helped me to refuse at the scene	11.4	13.7	12.6	15.1	7.7	10.5
我裝作聽不到，轉換了話題或提議做其他事 <sup>2</sup> I pretended that I did not know of the offer and I changed the topic or suggested doing something else <sup>2</sup>	11.1	12.8	12.0	14.4	8.5	8.9
我向其他人尋求協助(如報警) I sought help from others (e.g. called the police)	2.5	3.4	2.8	4.2	1.5	1.4
其他方法 By other ways	13.9	4.9	15.8	5.7	7.9	3.2

註釋： 1. 學生可選擇多於一個答案。  
2. 在2008/09年的調查中，選項的字眼為「我轉了話題／提議做其他事」。  
3. 百分比是以有提供相關資料，並曾獲提供毒品的各教育程度的不曾吸食毒品的學生為基礎而計算。  
4. N.A. 學生在2008/09年的調查中沒有被提供此答案。

Notes: 1. Students were allowed to choose more than one answer.  
2. In the 2008/09 Survey, the choice was phrased as "I changed the topic / suggested to do something else".  
3. Percentages are calculated based on the students in the respective education levels who had been offered drugs, yet had never taken drugs, and had provided the relevant information.  
4. N.A. Students were not provided with the answer in the 2008/09 Survey.



表3.5 不曾吸食毒品的學生得知好友吸食毒品後會做的事情（按教育程度分組）  
（2008/09 年及 2011/12 年）

Table 3.5 Things to do if realised that close friends were taking drugs among non-drug-taking students by education level, 2008/09 and 2011/12

得知好友吸食毒品後會做的事情 Things to do if realized that close friends were taking drugs	總計 Total		高小 Upper Primary		中學 Secondary		專上 Post-secondary	
	2008/09 (%)	2011/12 (%)	2008/09 (%)	2011/12 (%)	2008/09 (%)	2011/12 (%)	2008/09 (%)	2011/12 (%)
勸他不要吸毒 / 鼓勵他戒毒 Tell them not to take drugs / encourage them to quit drugs	N.A.	72.9	N.A.	78.7	N.A.	71.1	N.A.	71.7
直接與他對話了解情況 Ask them why they are taking drugs	50.5	47.9	38.1	39.6	52.3	48.4	61.8	55.4
鼓勵他向其他人（如社工）尋求協助 <sup>2</sup> Tell them to seek help from others (e.g. social workers) <sup>2</sup>	53.9	44.7	57.5	51.9	50.4	42.3	60.6	43.6
告訴社工 Tell social workers	N.A.	24.8	N.A.	46.4	N.A.	21.7	N.A.	9.7
告訴老師 <sup>3</sup> Tell my teachers <sup>3</sup>	31.1	23.2	67.6	56.2	22.2	17.0	9.9	5.0
告訴我自己的父母 <sup>3</sup> Tell my parents <sup>3</sup>		17.3		35.3		13.4		9.0
疏遠他 Stay away from them	30.1	17.6	37.6	20.8	28.4	16.9	25.4	15.9
告訴他的父母 Tell their parents	N.A.	17.2	N.A.	49.6	N.A.	9.2	N.A.	4.7
報警 Call the police	N.A.	11.5	N.A.	28.9	N.A.	6.8	N.A.	6.0
裝作不知道 Pretend I do not know	13.9	9.4	7.6	6.1	16.8	10.6	12.9	9.5
不知怎麼做 Do not know what to do	N.A.	9.0	N.A.	5.0	N.A.	10.4	N.A.	9.2
甚麼也不做 Do nothing	N.A.	7.6	N.A.	3.9	N.A.	8.5	N.A.	8.8
其他 Others	11.2	1.2	11.8	1.1	11.5	1.3	9.7	1.4

註釋： 1. 學生可選擇多於一個答案。  
2. 在 2008/09 年的調查中，選項的字眼為「勸他們向其他人尋求協助」。  
3. 在 2008/09 年的調查中，兩個選項結合為「告訴老師或父母」。  
4. 百分比是以有提供相關資料的各教育程度的不曾吸食毒品的學生為基礎而計算。  
5. N.A. 學生在 2008/09 年的調查中沒有被提供此答案。

Notes: 1. Students were allowed to choose more than one answer.  
2. In the 2008/09 Survey, the choice was phrased as "Persuade them to seek help from others".  
3. In the 2008/09 Survey, the choices were combined into one category as: "Tell my teacher or parents".  
4. Percentages are calculated based on the students in the respective education levels who had never taken drugs, and had provided the relevant information.  
5. N.A. Students were not provided with the answer in the 2008/09 Survey.

表3.6 如果有機會，不曾吸食毒品的學生會否嘗試勸人戒毒及其原因（按教育程度分組）  
（2011/12 年）（中學或以上的學生）

Table 3.6 Whether would try to persuade drug-takers to give up drugs if there was a chance and the respective reasons among non-drug-taking students by education level, 2011/12 (Secondary or above students)

會否嘗試勸人戒毒 <sup>2</sup> ／其原因 Whether would try to persuade drug-takers to give up drugs <sup>2</sup> / Respective reasons	2011/12		
	總計 Total (%)	中學 Secondary (%)	專上 Post-secondary (%)
不會嘗試勸人戒毒，原因 <sup>3</sup> 是… Would not try to persuade drug-takers to give up drugs, reasons <sup>3</sup> were...	29.8	31.0	26.1
我身邊沒有吸毒的人 <i>I do not know anyone who uses drugs</i>	68.8	71.1	60.3
我不懂得如何勸他 <i>I do not know how to persuade them</i>	38.9	37.9	42.3
我覺得他不理會我 <i>I think they will ignore me</i>	32.0	32.5	30.3
我對吸毒沒有認識 <i>I do not know much about drug use</i>	19.5	17.4	27.0
其他原因 <i>Other reasons</i>	7.3	7.2	7.7
會嘗試勸人戒毒，原因 <sup>4</sup> 是… Would try to persuade drug-takers to give up drugs, reasons <sup>4</sup> were...	70.2	69.0	73.9
我擔心他的健康 <i>I am worried about their health</i>	90.3	90.0	91.1
我擔心他的精神狀況 <i>I am worried about their mental conditions</i>	70.4	69.8	71.9
我擔心他的學業及前途 <i>I am worried about their studies and future</i>	69.7	71.4	64.9
其他原因 <i>Other reasons</i>	4.3	4.4	3.9

- 註釋：
1. 學生可選擇多於一個答案。
  2. 百分比是以有提供相關資料的各教育程度的不曾吸食毒品的學生為基礎而計算。
  3. 百分比是以有提供相關資料，並表示不會嘗試勸人戒毒的各教育程度的不曾吸食毒品的學生為基礎而計算。
  4. 百分比是以有提供相關資料，並表示會嘗試勸人戒毒的各教育程度的不曾吸食毒品的學生為基礎而計算。

- Notes:
1. Students were allowed to choose more than one answer.
  2. Percentages are calculated based on the students in the respective education levels who had never taken drugs, and had provided the relevant information.
  3. Percentages are calculated based on the students in the respective education levels who had never taken drugs, had indicated that they would not try to persuade drug-takers to quit drugs, and had provided the relevant information.
  4. Percentages are calculated based on the students in the respective education levels who had never taken drugs, had indicated that they would try to persuade drug-takers to quit drugs, and had provided the relevant information.

表3.7 曾否接觸禁毒資訊及禁毒信息的主要資訊來源（按教育程度分組）（2008/09 年及 2011/12 年）

Table 3.7 Whether ever heard of anti-drug messages and main sources of anti-drug messages among non-drug-taking students by education level, 2008/09 and 2011/12

曾否接觸禁毒資訊 <sup>3</sup> ／ 禁毒信息的主要資訊來源 Whether ever heard of anti-drug messages <sup>3</sup> / Main sources of anti-drug messages	總計 Total		高小 Upper Primary		中學 Secondary		專上 Post-secondary	
	2008/09 (%)	2011/12 (%)	2008/09 (%)	2011/12 (%)	2008/09 (%)	2011/12 (%)	2008/09 (%)	2011/12 (%)
沒有 No	10.2	9.9	13.9	14.5	9.2	7.9	8.5	10.8
有，主要的資訊來源 <sup>4</sup> 是… Yes, main sources <sup>4</sup> were...	89.8	90.1	86.1	85.5	90.8	92.1	91.5	89.2
禁毒講座 Anti-drug talks	63.3	81.9	45.1	77.3	71.6	88.0	59.8	67.4
電視、收音機及報紙等大眾傳播媒介 Mass media, such as TV, radio, newspaper, etc	79.1	77.7	72.3	74.0	79.1	76.7	88.3	84.7
禁毒宣傳海報 Anti-drug posters	66.3	70.8	58.7	70.3	68.1	73.1	70.5	64.2
學校課程 School curriculum / materials	58.5	69.9	49.3	63.4	61.1	72.7	61.7	67.9
宣傳單張／展板 Anti-drug leaflets / billboards	N.A.	47.0	N.A.	45.2	N.A.	48.6	N.A.	43.8
互聯網〔包括電郵／Blog／MSN／討論區〕 <sup>2</sup> The Internet (including mail / blog / MSN / discussion forums) <sup>2</sup>	23.9	29.2	23.9	22.8	23.0	30.1	26.9	33.5
禁毒活動〔如嘉年華會〕 Anti-drug activities (e.g. carnivals)	N.A.	27.8	N.A.	31.6	N.A.	27.4	N.A.	24.8
親人〔如父母、兄弟姊妹、長輩〕 Relatives (e.g. parents / brothers / sisters / seniors)	N.A.	26.8	N.A.	37.4	N.A.	26.7	N.A.	15.7
書本 Books	30.3	25.8	39.8	34.4	28.0	24.9	25.7	19.1
志願青少年機構 NGOs (voluntary youth agencies)	14.2	14.1	9.7	11.0	15.1	14.6	17.3	15.7
同學／朋友 Schoolmates / friends	N.A.	13.6	N.A.	17.8	N.A.	13.3	N.A.	10.1
香港賽馬會藥物資訊天地 The Hong Kong Jockey Club Drug InfoCentre	8.6	10.4	9.6	15.7	9.1	10.1	5.8	5.7
其他 Other sources	11.4	0.8	15.4	1.4	11.0	0.8	7.3	0.6

註釋： 1. 學生可選擇多於一個答案。  
2. 在 2008/09 年的調查中，選項的字眼為「互聯網（包括電郵／網誌／即時傳信）」。  
3. 百分比是以有提供相關資料的不曾吸食毒品的各教育程度的學生為基礎而計算。  
4. 百分比是以有提供相關資料，並曾接觸禁毒信息的不曾吸食毒品的各教育程度的學生為基礎而計算。  
5. N.A. 學生在 2008/09 年的調查中沒有被提供此答案。

Notes: 1. Students were allowed to choose more than one answer.  
2. In the 2008/09 Survey, the choice was phrased as: "The internet (including email / blog / MSN)".  
3. Percentages are calculated based on the non-drug-taking students in the respective education levels who had provided the relevant information.  
4. Percentages are calculated based on the non-drug-taking students in the respective education levels who had heard of anti-drug messages, and had provided the relevant information.  
5. N.A. Students were not provided with the answer in the 2008/09 Survey.

表3.8 曾否參與禁毒活動及曾參與的禁毒活動（按教育程度分組）（2008/09 年及 2011/12 年）

Table 3.8 Whether ever participated in anti-drug activities and anti-drug activities ever participated among non-drug-taking students by education level, 2008/09 and 2011/12

曾否參與禁毒活動 <sup>4</sup> ／ 曾參與的禁毒活動 Whether ever participated in anti-drug activities <sup>4</sup> / Anti-drug activities ever participated	總計 Total		高小 Upper Primary		中學 Secondary		專上 Post-secondary	
	2008/09 (%)	2011/12 (%)	2008/09 (%)	2011/12 (%)	2008/09 (%)	2011/12 (%)	2008/09 (%)	2011/12 (%)
沒有 No	52.4	30.1	53.1	34.5	50.6	25.8	57.3	38.1
有，曾參與的禁毒活動 <sup>5</sup> 是… Yes, anti-drug activities ever participated <sup>5</sup> were...	47.6	69.9	46.9	65.5	49.4	74.2	42.7	61.9
研討會／講座 Seminars / talks	76.0	76.8	58.0	69.2	83.2	80.7	76.0	72.3
課堂活動〔如專題研習〕 Classroom activities (e.g. project work)	N.A.	40.9	N.A.	36.6	N.A.	40.6	N.A.	47.6
比賽〔如音樂、標語創作〕 <sup>3</sup> Competitions (e.g. music / slogan-making) <sup>3</sup>	2.9	27.9	5.1	26.6	2.3	31.0	2.3	17.8
電子、網上遊戲／短片／網劇 <sup>2</sup> Video or online games / video clips / online drama <sup>2</sup>	24.9	26.4	44.3	31.7	20.8	27.4	11.2	15.8
電影欣賞 Movies	20.5	22.4	22.6	18.6	20.1	24.8	19.2	18.2
話劇 Drama	12.6	20.3	16.5	22.2	12.1	22.8	8.6	8.8
嘉年華會 Carnivals	19.6	20.1	22.9	24.2	18.0	19.3	21.0	17.7
參觀〔如戒毒所〕 Visits (e.g. rehabilitation / treatment centres)	N.A.	12.8	N.A.	17.1	N.A.	12.1	N.A.	10.0
義務工作 Voluntary work	10.1	10.0	10.7	9.3	8.4	9.4	15.6	12.8
綜藝表演／音樂會 Variety shows / concerts	6.8	9.3	8.0	6.4	5.9	10.9	8.3	7.2
戶外活動 Outdoor activities	8.4	8.5	13.3	12.2	6.5	7.5	8.6	7.6
其他 Others	10.9	0.2	18.8	0.7	8.7	0.0	7.1	0.0

註釋： 1. 學生可選擇多於一個答案。  
2. 在 2008/09 年的調查中，選項的字眼為「電子遊戲／短片／網上遊戲」。  
3. 在 2008/09 年的調查中，選項的字眼為「跳舞／音樂比賽」。  
4. 百分比是以有提供相關資料的不曾吸食毒品的各教育程度的學生為基礎而計算。  
5. 百分比是以有提供相關資料，並曾參與禁毒活動的不曾吸食毒品的各教育程度的學生為基礎而計算。  
6. N.A. 學生在 2008/09 年的調查中沒有被提供此答案。

Notes: 1. Students were allowed to choose more than one answer.  
2. In the 2008/09 Survey, the choice was phrased as: "Video games / video clips / online games".  
3. In the 2008/09 Survey, the choice was phrased as: "Dance / music competitions".  
4. Percentages are calculated based on the non-drug-taking students in the respective education levels who had provided the relevant information.  
5. Percentages are calculated based on the non-drug-taking students in the respective education levels who had participated in anti-drug activities, and had provided the relevant information.  
6. N.A. Students were not provided with the answer in the 2008/09 Survey.

表3.9 有興趣參與的禁毒活動（按教育程度分組）（2008/09 年及 2011/12 年）

Table 3.9 Preferred types of anti-drug activities among non-drug-taking students by education level, 2008/09 and 2011/12

有興趣參與的禁毒活動 Preferred types of anti-drug activities	總計 Total		高小 Upper Primary		中學 Secondary		專上 Post-secondary	
	2008/09 (%)	2011/12 (%)	2008/09 (%)	2011/12 (%)	2008/09 (%)	2011/12 (%)	2008/09 (%)	2011/12 (%)
電影欣賞 Movies	31.9	21.4	34.3	4.6	31.2	23.9	31.0	20.6
參觀〔如戒毒所〕 Visits (e.g. rehabilitation / treatment centres)	N.A.	19.0	N.A.	5.6	N.A.	20.1	N.A.	21.0
話劇 Drama	22.4	16.5	27.7	5.5	21.8	19.5	17.3	11.9
電子、網上遊戲／短片／網劇 <sup>2</sup> Video or online games / video clips / online drama <sup>2</sup>	30.8	16.2	51.5	11.6	25.7	17.8	19.2	13.3
綜藝表演／音樂會 Variety shows / concerts	22.3	14.8	18.0	1.1	23.7	16.8	23.5	14.3
嘉年華會 Carnivals	27.3	13.0	39.3	7.2	23.5	13.6	23.5	13.4
義務工作 Voluntary work	16.1	11.7	17.8	1.7	13.0	10.8	24.1	18.5
戶外活動 Outdoor activities	17.2	10.2	24.4	2.4	14.2	11.1	17.3	10.8
研討會／講座 Seminars / talks	12.8	8.1	19.8	14.1	10.3	7.1	11.6	8.7
比賽〔如音樂、標語創作〕 <sup>3</sup> Competitions (e.g. music slogan-making) <sup>3</sup>	17.1	6.4	14.3	2.1	18.5	6.9	16.3	6.7
課堂活動〔如專題研習〕 Classroom activities (e.g. project work)	N.A.	5.5	N.A.	5.0	N.A.	5.4	N.A.	5.6
其他 Others	N.A.	0.4	N.A.	0.4	N.A.	0.4	N.A.	0.3
我對以上活動均沒有興趣參加 None of the above	26.8	45.2	15.8	39.6	30.5	44.9	30.0	48.1

註釋： 1. 學生可選擇多於一個答案。

- 在 2008/09 年的調查中，選項的字眼為「電子遊戲／短片／網上遊戲」。
- 在 2008/09 年的調查中，選項的字眼為「跳舞／音樂比賽」。
- 百分比是以有提供相關資料的不曾吸食毒品的各教育程度的學生為基礎而計算。
- N.A. 學生在 2008/09 年的調查中沒有被提供此答案。

Notes: 1. Students were allowed to choose more than one answer.

- In the 2008/09 Survey, the choice was phrased as: "Video games / video clips / online games".
- In the 2008/09 Survey, the choice was phrased as: "Dance / music competitions".
- Percentages are calculated based on the non-drug-taking students in the respective education levels who had provided the relevant information.
- N.A. Students were not provided with the answer in the 2008/09 Survey.

表3.10 最喜歡由誰傳遞禁毒資訊（按教育程度分組）（2008/09 年及 2011/12 年）

Table 3.10 Most preferred person to give drug information among non-drug-taking students by education level, 2008/09 and 2011/12

最喜歡由誰傳遞禁毒資訊 Most preferred person to give drug information	總計 Total		高小 Upper Primary		中學 Secondary		專上 Post-secondary	
	2008/09 (%)	2011/12 (%)	2008/09 (%)	2011/12 (%)	2008/09 (%)	2011/12 (%)	2008/09 (%)	2011/12 (%)
曾經吸毒人士 Ex-drug abusers	40.4	47.2	24.5	28.5	44.2	51.1	49.7	55.8
電視／電影明星或流行歌手 TV / movie stars or pop singers	15.5	12.1	12.0	9.6	17.4	13.8	14.0	9.9
父母 Parents	9.7	11.2	23.4	27.2	6.2	7.7	2.4	3.8
老師 Teachers	6.0	6.6	10.8	9.8	4.6	5.7	3.8	5.5
醫生及醫護人員 <sup>1</sup> Doctors and medical staff <sup>1</sup>	10.0	6.5	11.8	6.5	8.3	5.4	13.3	9.7
社工 Social workers	4.0	5.1	4.2	5.2	4.0	5.3	3.7	4.5
朋友／同學 Friends / schoolmates	N.A.	4.8	N.A.	5.5	N.A.	4.6	N.A.	4.4
政府官員 Government officials	1.6	1.7	2.7	2.6	1.0	1.4	1.7	1.9
有名的運動員 Famous athletes	2.7	1.1	2.3	0.8	2.7	1.2	2.9	1.3
其他親人〔如兄弟姊妹／長輩〕 Other relatives (e.g. brothers / sisters / seniors)	N.A.	1.0	N.A.	2.1	N.A.	0.7	N.A.	0.5
其他 Others	10.1	2.8	8.4	2.2	11.4	3.0	8.4	2.7

註釋： 1. 在 2008/09 年的調查中，選項的字眼為「醫療界專業人士」。

2. 百分比是以有提供相關資料的不曾吸食毒品的各教育程度的學生為基礎而計算。

3. N.A. 學生在 2008/09 年的調查中沒有被提供此答案。

Notes: 1. In the 2008/09 Survey, the choice was phrased as: "Medical professionals".

2. Percentages are calculated based on the non-drug-taking students in the respective education levels who had provided the relevant information.

3. N.A. Students were not provided with the answer in the 2008/09 Survey.

#### 4. 學生對吸食毒品的態度及相關因素

##### Attitudes towards drug-taking and associated factors

表4.1 是否接受別人吸食毒品（按吸食毒品與否及教育程度分組）（2011/12 年）

Table 4.1 Whether it was okay for people to take drugs by drug use status and by education level, 2011/12

是否接受別人吸食毒品 <sup>1</sup> Whether it was okay for people to take drugs <sup>1</sup>	2011/12			
	總計 Total (%)	高小 Upper Primary (%)	中學 Secondary (%)	專上 Post-secondary (%)
<b>所有學生</b> <b>All students</b>				
不接受 It was not okay	93.8	97.1	93.1	92.2
接受別人 <sup>2</sup> ... It was okay for people to <sup>2</sup> ...	6.2	2.9	6.9	7.8
有吸食毒品的習慣 Use drugs habitually	40.0	32.5	39.7	44.1
在某些情況下吸食毒品 Use drugs in a specific occasion	60.0	67.5	60.3	55.9
<b>所有曾吸食毒品的學生</b> <b>All drug-taking students</b>				
不接受 It was not okay	59.2	73.3	58.8	54.7
接受別人 <sup>2</sup> ... It was okay for people to <sup>2</sup> ...	40.8	26.7	41.2	45.3
有吸食毒品的習慣 Use drugs habitually	45.7	35.7	46.6	46.2
在某些情況下吸食毒品 Use drugs in a specific occasion	54.3	64.3	53.4	53.8
<b>所有不曾吸食毒品的學生</b> <b>All non-drug-taking students</b>				
不接受 It was not okay	94.5	97.3	93.8	93.4
接受別人 <sup>2</sup> ... It was okay for people to <sup>2</sup> ...	5.5	2.7	6.2	6.6
有吸食毒品的習慣 Use drugs habitually	39.1	32.1	38.7	43.6
在某些情況下吸食毒品 Use drugs in a specific occasion	60.9	67.9	61.3	56.4

註釋： 1. 百分比是以有提供相關資料的各吸食毒品與否及教育程度的學生為基礎而計算。

2. 百分比是以有提供相關資料，並接受別人吸食毒品的各吸食毒品與否及教育程度的學生為基礎而計算。

Notes: 1. Percentages are calculated based on the students in the respective drug use status groups and education levels who had provided the relevant information.

2. Percentages are calculated based on the students in the respective drug use status groups and education levels who thought it was okay for people to use drugs, and had provided the relevant information.

表4.2 對毒品禍害的看法（按吸食毒品與否及教育程度分組）（2008/09 年及 2011/12 年）  
（中學或以上的學生）

Table 4.2 Perception on harmful effects of drugs by drug use status and by education level, 2008/09 and 2011/12 (Secondary or above students)

同意下列句子的比例 Proportion agreeing with the following statements	總計 Total		中學 Secondary		專上 Post-secondary	
	2008/09 (%)	2011/12 (%)	2008/09 (%)	2011/12 (%)	2008/09 (%)	2011/12 (%)
<b>所有學生</b> All students						
「我相信吸食毒品會損害健康。」 “I believe using drugs will harm one’s health.”	94.8	98.2	94.7	98.4	95.2	97.6
「我相信吸食毒品會令我的外表變得難看。」 “I believe using drugs will affect my appearance.”	92.0	95.1	91.9	95.4	92.5	94.2
「我相信吸食毒品必定使我的學業受到影響。」 “I believe using drugs will affect my study.”	89.5	92.3	89.5	93.1	89.7	89.7
<b>所有曾吸食毒品的學生</b> All drug-taking students						
「我相信吸食毒品會損害健康。」 “I believe using drugs will harm one’s health.”	83.2	82.0	82.9	83.4	84.0	79.1
「我相信吸食毒品會令我的外表變得難看。」 “I believe using drugs will affect my appearance.”	74.4	71.7	74.7	74.5	73.1	66.0
「我相信吸食毒品必定使我的學業受到影響。」 “I believe using drugs will affect my study.”	71.0	70.5	71.4	72.6	69.8	66.3
<b>所有不曾吸食毒品的學生</b> All non-drug taking students						
「我相信吸食毒品會損害健康。」 “I believe using drugs will harm one’s health.”	95.3	98.6	95.2	98.8	95.7	98.2
「我相信吸食毒品會令我的外表變得難看。」 “I believe using drugs will affect my appearance.”	92.8	95.7	92.7	95.9	93.3	95.2
「我相信吸食毒品必定使我的學業受到影響。」 “I believe using drugs will affect my study.”	90.3	92.8	90.3	93.6	90.6	90.5

註釋： 百分比是以有提供相關資料的各吸食毒品與否及教育程度的學生為基礎而計算。

Note: Percentages are calculated based on the students in the respective drug use status groups and education levels who had provided the relevant information.



表4.3 學生吸食毒品的傾向(按吸食毒品與否及教育程度分組)(2008/09年及2011/12年)  
(中學或以上的學生)

Table 4.3 Students' inclination to taking drugs by drug use status and by education level, 2008/09 and 2011/12 (Secondary or above students)

同意下列句子的比例 Proportion agreeing with the following statements	總計 Total		中學 Secondary		專上 Post-secondary	
	2008/09 (%)	2011/12 (%)	2008/09 (%)	2011/12 (%)	2008/09 (%)	2011/12 (%)
<b>所有學生</b> All students						
「如果我吸食毒品，我不介意朋友知道。」 “If I use drugs, I do not mind letting my friends know.”	29.5	19.3	31.4	20.4	22.8	15.7
「如果我吸食毒品，我不介意家人知道。」 “If I use drugs, I do not mind letting my family know.”	18.1	13.8	19.3	14.5	13.9	11.4
「今時今日，吸食毒品與吸煙一樣，只是一種嗜好。」 “Just like smoking, drug use is a hobby nowadays.”	15.4	11.3	16.4	11.8	12.2	9.8
「我相信吸食毒品可以令我玩得更開心。」 “I believe using drugs brings me more fun.”	9.9	10.9	9.7	10.1	10.6	13.3
「我相信如果我拒絕吸食毒品，朋友會笑我沒膽量。」 “I believe if I refuse to use drugs, my friends will make fun of me.”	11.6	7.2	12.5	7.5	8.4	6.4
「我相信吸食毒品可以令我和朋友更容易相處。」 “I believe using drugs helps me to get along with my friends better.”	4.7	4.7	4.7	4.2	4.6	6.0
「我相信吸食毒品是很合潮流的事。」 “I believe using drugs is cool.”	6.5	4.2	6.4	3.8	6.6	5.1
「如果有機會的話我會嘗試吸食毒品。」 “I will try drugs if there is an opportunity.”	5.8	4.1	5.6	3.6	6.3	5.6
「我相信吸食毒品可以令我受到異性的歡迎。」 <sup>2</sup> “I believe using drugs will help me find a date.” <sup>2</sup>	5.6	3.9	5.8	3.5	5.0	5.2
<b>所有曾吸食毒品的學生</b> All drug-taking students						
「如果我吸食毒品，我不介意朋友知道。」 “If I use drugs, I do not mind letting my friends know.”	46.0	42.5	45.2	42.6	49.1	42.4
「如果我吸食毒品，我不介意家人知道。」 “If I use drugs, I do not mind letting my family know.”	25.4	26.4	26.0	25.9	23.3	27.5
「今時今日，吸食毒品與吸煙一樣，只是一種嗜好。」 “Just like smoking, drug use is a hobby nowadays.”	30.8	34.6	30.7	35.6	31.2	32.6
「我相信吸食毒品可以令我玩得更開心。」 “I believe using drugs brings me more fun.”	33.0	43.5	30.6	41.8	41.6	46.9
「我相信如果我拒絕吸食毒品，朋友會笑我沒膽量。」 “I believe if I refuse to use drugs, my friends will make fun of me.”	21.5	20.7	22.6	22.0	17.5	18.0
「我相信吸食毒品可以令我和朋友更容易相處。」 “I believe using drugs helps me to get along with my friends better.”	17.8	27.3	17.3	26.5	19.4	28.9
「我相信吸食毒品是很合潮流的事。」 “I believe using drugs is cool.”	19.8	22.7	20.7	23.1	17.0	21.9
「如果有機會的話我會嘗試吸食毒品。」 “I will try drugs if there is an opportunity.”	25.3	29.5	23.8	27.6	30.3	33.2
「我相信吸食毒品可以令我受到異性的歡迎。」 <sup>2</sup> “I believe using drugs will help me find a date.” <sup>2</sup>	17.1	21.0	17.5	21.8	15.8	19.4

同意下列句子的比例 Proportion agreeing with the following statements	總計 Total		中學 Secondary		專上 Post-secondary	
	2008/09	2011/12	2008/09	2011/12	2008/09	2011/12
	(%)	(%)	(%)	(%)	(%)	(%)
<b>所有不會吸食毒品的學生</b> <b>All non-drug-taking students</b>						
「如果我吸食毒品，我不介意朋友知道。」 “If I use drugs, I do not mind letting my friends know.”	28.7	18.7	30.8	19.9	21.7	14.8
「如果我吸食毒品，我不介意家人知道。」 “If I use drugs, I do not mind letting my family know.”	17.8	13.4	19.0	14.3	13.5	10.9
「今時今日，吸食毒品與吸煙一樣，只是一種嗜好。」 “Just like smoking, drug use is a hobby nowadays.”	14.7	10.7	15.7	11.3	11.3	9.0
「我相信吸食毒品可以令我玩得更開心。」 “I believe using drugs brings me more fun.”	8.9	10.1	8.8	9.4	9.2	12.2
「我相信如果我拒絕吸食毒品，朋友會笑我沒膽量。」 “I believe if I refuse to use drugs, my friends will make fun of me.”	11.1	6.9	12.0	7.2	8.0	6.0
「我相信吸食毒品可以令我和朋友更容易相處。」 “I believe using drugs helps me to get along with my friends better.”	4.1	4.1	4.1	3.7	3.9	5.3
「我相信吸食毒品是很合潮流的事。」 “I believe using drugs is cool.”	5.9	3.7	5.8	3.4	6.1	4.6
「如果有機會的話我會嘗試吸食毒品。」 “I will try drugs if there is an opportunity.”	4.9	3.5	4.8	3.1	5.3	4.7
「我相信吸食毒品可以令我受到異性的歡迎。」 <sup>2</sup> “I believe using drugs will help me find a date.” <sup>2</sup>	5.1	3.5	5.3	3.0	4.5	4.7

註釋： 1. 在 2008/09 年的調查中，該陳述句的字眼為「我相信吸食毒品的青少年可受到異性的歡迎」。

2. 百分比是以有提供相關資料的各吸食毒品與否及教育程度的學生為基礎而計算。

Notes: 1. In the 2008/09 Survey, the statement was stated as: “I believe drug abusers are attractive to the opposite sex”.

2. Percentages are calculated based on the students in the respective drug use status groups and education levels who had provided the relevant information.

表4.4 曾否接觸過任何有關戒毒和復康服務的資訊及其主要的資訊來源（按吸食毒品與否及教育程度分組）（2011/12 年）（中學或以上的學生）

Table 4.4 Whether ever heard of any information regarding drug treatment and rehabilitation services and main sources of those information by drug use status and by education level, 2011/12 (Secondary or above students)

曾否接觸過任何有關戒毒和復康服務的資訊 <sup>2</sup> / 其主要的資訊來源 Whether ever heard of any information regarding drug treatment and rehabilitation services <sup>2</sup> / Main sources of those information	2011/12		
	總計 Total (%)	中學 Secondary (%)	專上 Post-secondary (%)
<b>所有學生</b> <b>All students</b>			
沒有 No	20.1	16.9	29.7
有，主要的資訊來源 <sup>3</sup> 是... Yes, the main sources of those information <sup>3</sup> were...	79.9	83.1	70.3
禁毒講座 Anti-drug talks	75.2	79.8	59.1
電視、收音機及報紙等大眾傳播媒介 Mass media such as TV, radio, newspaper, etc	71.0	70.3	73.6
學校課程 School curriculum / materials	50.9	51.2	49.5
戒毒或復康宣傳海報 Drug treatment / rehabilitation posters	43.2	45.8	33.8
宣傳單張／展板 Drug treatment / rehabilitation leaflets / billboards	42.5	44.9	33.9
互聯網〔包括電郵／Blog／MSN／討論區〕 The Internet (including email / blog / MSN / discussion forums)	25.1	24.9	25.8
禁毒活動（如嘉年華會） Anti-drug activities (e.g. carnivals)	22.2	22.7	20.3
老師、校長 Teachers / school principals	19.9	21.1	15.6
學校社工 School social workers	18.5	19.6	14.4
政府部門或機構（如警方、社會福利署） Government departments / organizations (e.g. Police Force / Social Welfare Department)	16.3	16.7	14.7
書本 Books	16.2	17.1	12.8
曾經嘗試戒毒的人 Drug abusers who have undergone drug treatment / rehabilitation programme	13.4	14.8	8.3
親人〔如父母、兄弟姊妹、長輩〕 Relatives (e.g. parents / brothers / sisters / seniors)	11.8	13.2	6.8
志願青少年機構 NGOs (voluntary youth agencies)	11.8	11.4	13.3
醫院 Hospitals	10.3	10.2	10.7
同學／朋友 Schoolmates / friends	8.4	8.8	7.1
香港賽馬會藥物資訊天地 The Hong Kong Jockey Club Info Centre	7.9	8.6	5.2
其他資訊來源 Other sources of information	1.0	1.0	0.9

<b>曾否接觸過任何有關戒毒和復康服務的資訊<sup>2</sup>／ 其主要的資訊來源</b> <b>Whether ever heard of any information regarding drug treatment and rehabilitation services<sup>2</sup> /</b> <b>Main sources of those information</b>	2011/12		
	總計 Total (%)	中學 Secondary (%)	專上 Post-secondary (%)
<b>所有曾吸食毒品的學生</b> <b>All drug-taking students</b>			
沒有 No	32.1	30.1	36.3
有，主要的資訊來源 <sup>3</sup> 是… Yes, the main sources of those information <sup>3</sup> were...	67.9	69.9	63.7
禁毒講座 Anti-drug talks	57.9	64.4	43.4
電視、收音機及報紙等大眾傳播媒介 Mass media such as TV, radio, newspaper, etc	52.2	52.2	52.0
學校課程 School curriculum / materials	40.5	43.1	34.6
宣傳單張／展板 Drug treatment / rehabilitation leaflets / billboards	32.5	34.5	28.0
戒毒或復康宣傳海報 Drug treatment / rehabilitation posters	31.6	34.5	25.0
禁毒活動〔如嘉年華會〕 Anti-drug activities (e.g. carnivals)	25.4	28.5	18.6
互聯網〔包括電郵／Blog／MSN／討論區〕 The Internet (including email / blog / MSN / discussion forums)	24.1	23.1	26.4
老師、校長 Teachers / school principals	21.3	22.9	17.9
學校社工 School social workers	20.5	22.8	15.4
同學／朋友 Schoolmates / friends	16.5	16.8	15.8
書本 Books	16.2	17.3	13.6
政府部門或機構〔如警方、社會福利署〕 Government departments / organizations (e.g. Police Force / Social Welfare Department)	15.0	15.5	14.0
親人〔如父母、兄弟姊妹、長輩〕 Relatives (e.g. parents / brothers / sisters / seniors)	14.3	16.2	9.9
曾經嘗試戒毒的人 Drug abusers who have undergone drug treatment / rehabilitation programme	14.3	16.1	10.3
醫院 Hospitals	13.8	13.4	14.9
志願青少年機構 NGOs (voluntary youth agencies)	13.4	12.3	15.7
香港賽馬會藥物資訊天地 The Hong Kong Jockey Club Info Centre	9.7	10.7	7.6
其他資訊來源 Other sources of information	4.7	5.3	3.4

曾否接觸過任何有關戒毒和復康服務的資訊 <sup>2</sup> ／ 其主要的資訊來源 Whether ever heard of any information regarding drug treatment and rehabilitation services <sup>2</sup> / Main sources of those information	2011/12		
	總計 Total (%)	中學 Secondary (%)	專上 Post-secondary (%)
<b>所有不曾吸食毒品的學生</b> <b>All non-drug-taking students</b>			
沒有 No	19.8	16.6	29.5
有，主要的資訊來源 <sup>3</sup> 是… Yes, the main sources of those information <sup>3</sup> were...	80.2	83.4	70.5
禁毒講座 Anti-drug talks	75.6	80.0	59.6
電視、收音機及報紙等大眾傳播媒介 Mass media such as TV, radio, newspaper, etc	71.5	70.7	74.3
戒毒或復康宣傳海報 Drug treatment / rehabilitation posters	43.4	46.0	34.0
宣傳單張／展板 Drug treatment / rehabilitation leaflets / billboards	42.7	45.1	34.1
學校課程 School curriculum / materials	51.1	51.4	49.9
互聯網〔包括電郵／Blog／MSN／討論區〕 The Internet (including email / blog / MSN / discussion forums)	25.1	25.0	25.7
禁毒活動〔如嘉年華會〕 Anti-drug activities (e.g. carnivals)	22.1	22.6	20.4
老師、校長 Teachers / school principals	19.9	21.1	15.5
學校社工 School social workers	18.4	19.6	14.3
政府部門或機構〔如警方、社會福利署〕 Government departments / organizations (e.g. Police Force / Social Welfare Department)	16.3	16.7	14.7
書本 Books	16.2	17.1	12.7
曾經嘗試戒毒的人 Drug abusers who have undergone drug treatment / rehabilitation programme	13.4	14.8	8.3
志願青少年機構 NGOs (voluntary youth agencies)	11.8	11.4	13.2
親人〔如父母、兄弟姊妹、長輩〕 Relatives (e.g. parents / brothers / sisters / seniors)	11.7	13.1	6.7
醫院 Hospitals	10.2	10.1	10.5
同學／朋友 Schoolmates / friends	8.2	8.6	6.9
香港賽馬會藥物資訊天地 The Hong Kong Jockey Club Info Centre	7.8	8.6	5.1
其他資訊來源 Other sources of information	0.9	0.9	0.9

- 註釋： 1. 學生可選擇多於一個答案。
2. 百分比是以有提供相關資料的各吸食毒品與否及教育程度的中學或以上的學生為基礎而計算。
3. 百分比是以有提供相關資料，並曾接觸有關戒毒和復康服務資訊的各吸食毒品與否及教育程度的學生為基礎而計算。

- Notes: 1. Students were allowed to choose more than one answer.
2. Percentages are calculated based on the secondary or above students in the respective drug use status groups and education levels who had provided the relevant information.
3. Percentages are calculated based on the students in the respective drug use status groups and education levels who had heard of the information regarding drug treatment and rehabilitation, and had provided the relevant information.

表4.5 自我形象（按吸食毒品與否及教育程度分組）（2008/09 年及 2011/12 年）

Table 4.5 Self-perception by drug use status and by education level, 2008/09 and 2011/12

同意下列句子的比例 Proportion agreeing with the following statements	總計 Total		高小 Upper Primary		中學 Secondary		專上 Post-secondary	
	2008/09 (%)	2011/12 (%)	2008/09 (%)	2011/12 (%)	2008/09 (%)	2011/12 (%)	2008/09 (%)	2011/12 (%)
<b>所有學生</b> All students								
「如果我盡力去做的話，我總是能夠解決難題的。」 “I can always manage to solve difficult problems if I try hard enough.”	86.8	86.0	85.1	85.3	86.6	86.1	89.4	86.5
「總括來說，我對自己感到滿意。」 “Most of the time, I am satisfied with myself.”	78.7	76.0	79.1	72.3	78.0	75.6	80.7	81.4
「我有自信能有效地應付任何突如其來的事情。」 “I am confident that I could deal efficiently with unexpected events.”	68.8	68.1	66.6	65.2	68.7	67.7	72.0	72.5
「當我遇到困難，我很容易放棄。」 “I give up very easily when I am challenged.”	26.0	25.3	18.7	18.3	28.6	27.8	27.5	25.7
「有些時候，我會覺得自己是一無是處。」 “Sometimes I think I am no good at all.”	46.2	47.4	37.4	39.1	48.5	51.0	50.7	46.0
「與別人爭執時我會以『心平氣和』的態度來解決問題。」 “I handle arguments calmly.”	67.0	69.7	66.6	68.3	65.2	68.2	74.1	75.8
<b>所有曾吸食毒品的學生</b> All drug-taking students								
「如果我盡力去做的話，我總是能夠解決難題的。」 “I can always manage to solve difficult problems if I try hard enough.”	77.3	75.8	68.5	71.0	77.3	76.2	81.8	76.8
「總括來說，我對自己感到滿意。」 “Most of the time, I am satisfied with myself.”	70.0	67.6	66.2	59.6	69.7	66.6	73.1	72.6
「我有自信能有效地應付任何突如其來的事情。」 “I am confident that I could deal efficiently with unexpected events.”	65.4	64.5	52.0	54.0	65.4	63.6	72.5	70.3
「當我遇到困難，我很容易放棄。」 “I give up very easily when I am challenged.”	33.9	35.1	31.5	34.6	34.5	35.8	33.1	34.0
「有些時候，我會覺得自己是一無是處。」 “Sometimes I think I am no good at all.”	49.5	49.3	44.0	49.7	50.3	49.9	49.8	48.1
「與別人爭執時我會以『心平氣和』的態度來解決問題。」 “I handle arguments calmly.”	57.4	60.7	50.6	50.3	56.0	58.7	65.8	68.8
<b>所有不曾吸食毒品的學生</b> All non-drug-taking students								
「如果我盡力去做的話，我總是能夠解決難題的。」 “I can always manage to solve difficult problems if I try hard enough.”	87.1	86.2	85.4	85.5	87.1	86.3	89.8	86.8
「總括來說，我對自己感到滿意。」 “Most of the time, I am satisfied with myself.”	79.1	76.2	79.3	72.4	78.4	75.8	81.0	81.7
「我有自信能有效地應付任何突如其來的事情。」 “I am confident that I could deal efficiently with unexpected events.”	68.9	68.1	66.8	65.3	68.9	67.8	72.0	72.6
「當我遇到困難，我很容易放棄。」 “I give up very easily when I am challenged.”	25.7	25.1	18.5	18.1	28.3	27.6	27.3	25.4
「有些時候，我會覺得自己是一無是處。」 “Sometimes I think I am no good at all.”	46.1	47.4	37.3	39.0	48.4	51.0	50.7	45.9
「與別人爭執時我會以『心平氣和』的態度來解決問題。」 “I handle arguments calmly.”	67.4	69.9	66.9	68.5	65.6	68.4	74.4	76.1

註釋： 百分比是以有提供相關資料的各吸食毒品與否及教育程度的學生為基礎而計算。

Note: Percentages are calculated based on the students in the respective drug use status groups and education levels who had provided the relevant information.

表4.6 與家人、校方及同輩的關係（按吸食毒品與否及教育程度分組）（2008/09 年及 2011/12 年）

Table 4.6 Relationship with family, school and peers by drug use status and by education level, 2008/09 and 2011/12

同意下列句子的比例 Proportion agreeing with the following statements	總計 Total		高小 Upper Primary		中學 Secondary		專上 Post-secondary	
	2008/09	2011/12	2008/09	2011/12	2008/09	2011/12	2008/09	2011/12
	(%)	(%)	(%)	(%)	(%)	(%)	(%)	(%)
<b>所有學生 All Students</b>								
「我非常容易受朋友影響。」 <sup>1</sup> “I am influenced by my friends easily.” <sup>1</sup>	45.9	35.6	29.0	23.2	50.0	40.5	55.2	34.4
「我的父母關注我的感受。」 “My parents care about my feelings.”	77.5	78.4	77.7	79.3	76.4	76.8	81.0	81.9
「我覺得自己在學校裡佔有重要的位置。」 “I feel I am well-liked in school.”	48.4	44.6	42.9	37.2	48.1	44.4	57.2	53.3
「在朋友之間我常常有自己的主意。」 “I always have my own idea among my group of friends.”	73.7	72.3	67.2	66.0	75.0	73.1	78.4	76.6
「我的朋友不可以做違法或違規的事情。」 <sup>2</sup> “My friends do not do anything that breaks the law.” <sup>2</sup>	69.9	68.8	82.2	83.9	65.5	65.0	68.0	63.6
「我常常會不遵守校規。」 “I often break school rules.”	20.5	18.8	13.0	9.8	23.1	21.0	22.2	22.2
<b>所有曾吸食毒品的學生 All drug-taking students</b>								
「我非常容易受朋友影響。」 <sup>1</sup> “I am influenced by my friends easily.” <sup>1</sup>	48.1	40.8	40.7	31.9	49.0	42.7	49.0	40.3
「我的父母關注我的感受。」 “My parents care about my feelings.”	66.5	68.0	65.2	70.4	65.6	65.8	70.5	71.6
「我覺得自己在學校裡佔有重要的位置。」 “I feel I am well-liked in school.”	49.8	51.5	48.5	44.9	48.1	51.5	56.5	54.2
「在朋友之間我常常有自己的主意。」 “I always have my own idea among my group of friends.”	69.9	70.0	59.9	64.0	69.9	69.4	75.0	73.6
「我的朋友不可以做違法或違規的事情。」 <sup>2</sup> “My friends do not do anything that breaks the law.” <sup>2</sup>	51.4	47.7	61.5	61.7	51.6	46.9	45.3	44.0
「我常常會不遵守校規。」 “I often break school rules.”	40.4	39.6	38.2	24.4	40.1	40.0	42.5	44.6
<b>所有不曾吸食毒品的學生 All non-drug-taking students</b>								
「我非常容易受朋友影響。」 <sup>1</sup> “I am influenced by my friends easily.” <sup>1</sup>	45.8	35.4	28.8	23.1	50.1	40.4	55.5	34.3
「我的父母關注我的感受。」 “My parents care about my feelings.”	77.9	78.6	77.9	79.4	76.8	77.1	81.4	82.3
「我覺得自己在學校裡佔有重要的位置。」 “I feel I am well-liked in school.”	48.3	44.4	42.8	37.1	48.1	44.3	57.2	53.3
「在朋友之間我常常有自己的主意。」 “I always have my own idea among my group of friends.”	73.8	72.3	67.3	66.0	75.2	73.2	78.6	76.8
「我的朋友不可以做違法或違規的事情。」 <sup>2</sup> “My friends do not do anything that breaks the law.” <sup>2</sup>	70.6	69.3	82.5	84.1	66.2	65.4	69.0	64.2
「我常常會不遵守校規。」 “I often break school rules.”	19.8	18.4	12.6	9.6	22.4	20.6	21.3	21.5

註釋： 1. 在 2008/09 年的調查中，選項的字眼為「我非常容易受好朋友影響」。  
2. 在 2008/09 年的調查中，選項的字眼為「我的好朋友不可以做違法或違規的事情」。  
3. 百分比是以有提供相關資料的各吸食毒品與否及教育程度的學生為基礎而計算。

Notes: 1. In the 2008/09 Survey, the choice was phrased as: “I am influenced by my close friends easily.”  
2. In the 2008/09 Survey, the choice was phrased as: “My close friends do not do anything that breaks the law.”  
3. Percentages are calculated based on the students in the respective drug use status groups and education levels who had provided the relevant information.

表4.7 在空閒時常做的事情(按吸食毒品與否及教育程度分組)(2008/09年及2011/12年)  
Table 4.7 Things to do in free time by drug use status and by education level, 2008/09 and 2011/12

在空閒時常做的事情 Things to do in free time	總計 Total		高小 Upper Primary		中學 Secondary		專上 Post-secondary	
	2008/09 (%)	2011/12 (%)	2008/09 (%)	2011/12 (%)	2008/09 (%)	2011/12 (%)	2008/09 (%)	2011/12 (%)
<b>所有學生</b> <b>All students</b>								
睇電視／聽電台節目或音樂 Watch TV / listen to the radio or music	69.0	69.3	67.2	69.9	70.4	71.2	66.9	63.2
上網 <sup>4</sup> Surf the Internet <sup>4</sup>	59.5	66.7	40.9	62.8	63.9	78.1	69.9	36.4
同朋友聊天 Chat with friends	62.1	63.1	53.1	50.9	63.7	65.5	69.2	69.4
在家中打機〔包括電視／電腦遊戲機等〕 <sup>5</sup> Play electronic games at home (including video games / computer games) <sup>5</sup>	57.2	46.6	65.1	55.4	57.2	46.9	45.8	35.6
閱讀 Read books	43.6	42.7	49.4	50.9	40.5	39.7	46.4	42.7
睇電影 Watch movies	48.2	41.9	33.3	25.5	50.8	44.0	60.1	54.1
在家無所事事／睡覺 <sup>2</sup> Hanging around at home / sleep <sup>2</sup>	66.4	41.6	51.1	25.0	70.3	44.9	74.5	50.3
購物／逛街 Shopping / wandering on streets	46.1	40.0	32.2	26.4	48.7	41.5	56.4	50.7
同屋企人玩／聊天 Chat / play with family	N.A.	35.6	N.A.	43.2	N.A.	31.9	N.A.	38.4
做運動／戶外活動〔如郊遊／遠足〕 Do sports / outdoor activities (e.g. outing / hiking)	42.7	34.3	46.3	36.4	41.7	32.6	41.3	37.1
玩樂器／畫畫／跳舞／其他文化活動 Play musical instruments / drawing / dancing / other cultural activities	20.0	31.2	25.3	40.7	17.9	30.3	19.4	23.2
睇漫畫 Read comics	35.9	27.3	49.6	39.0	32.5	24.2	28.5	23.4
參加課外活動〔如童軍／學會活動〕 Participate in extra-curricular activities (e.g. scouts and guides / society activities)	24.6	18.3	32.6	25.4	22.2	17.0	21.6	14.2
到親友家中玩〔如參加派對〕 Play in friends' and relatives' home (e.g. attend parties)	N.A.	16.3	N.A.	21.6	N.A.	15.4	N.A.	13.0
去卡拉OK／酒吧 <sup>3</sup> Go to karaoke / bars or clubs <sup>3</sup>	17.0	13.8	4.0	2.4	19.1	15.0	28.1	23.2
參與義工服務 Participate in voluntary work	10.7	11.4	9.4	8.7	9.9	11.2	15.2	14.9
參加教會或宗教活動 Participate in church / religious activities	N.A.	11.3	N.A.	11.0	N.A.	10.8	N.A.	13.0
到網吧／機舖打機 Play electronic games in cyber cafés / video game centres	N.A.	6.8	N.A.	3.3	N.A.	8.4	N.A.	5.6
其他 Others	17.3	3.1	17.8	4.5	18.0	2.9	13.9	2.4



在空閒時常做的事情 Things to do in free time	總計 Total		高小 Upper Primary		中學 Secondary		專上 Post-secondary	
	2008/09	2011/12	2008/09	2011/12	2008/09	2011/12	2008/09	2011/12
	(%)	(%)	(%)	(%)	(%)	(%)	(%)	(%)
<b>所有曾吸食毒品的學生 All drug-taking students</b>								
同朋友聊天 Chat with friends	55.6	57.5	39.7	40.2	56.8	59.6	59.9	59.5
上網 <sup>4</sup> Surf the Internet <sup>4</sup>	47.0	51.3	22.9	46.9	48.9	58.0	52.7	39.1
睇電視／聽電台節目或音樂 Watch TV / listen to the radio or music	53.0	48.7	44.5	40.0	54.7	52.1	51.1	44.9
睇電影 Watch movies	47.3	44.2	32.4	29.0	46.6	43.4	57.5	51.6
購物／逛街 Shopping / wandering on streets	45.2	38.9	28.5	21.8	46.5	41.2	49.2	40.4
在家無所事事／睡覺 <sup>2</sup> Hanging around at home / sleep <sup>2</sup>	62.5	38.4	52.0	25.0	63.7	39.5	63.9	41.0
在家中打機〔包括電視／電腦遊戲機等〕 <sup>5</sup> Play electronic games at home (including video games / computer games) <sup>5</sup>	49.8	37.3	58.1	46.1	51.0	38.8	41.7	30.7
做運動／戶外活動〔如郊遊／遠足〕 Do sports / outdoor activities (e.g. outing / hiking)	36.9	32.2	36.2	28.4	35.6	30.1	42.0	37.8
去卡拉 OK／酒吧 <sup>3</sup> Go to karaoke / bars or clubs <sup>3</sup>	28.1	30.8	15.8	11.4	27.3	32.2	37.3	35.1
閱讀 Read books	27.7	25.8	25.9	27.6	26.6	23.4	32.6	30.1
同屋企人玩／聊天 Chat / play with family	N.A.	24.1	N.A.	20.2	N.A.	24.0	N.A.	25.8
玩樂器／畫畫／跳舞／其他文化活動 Play musical instruments / drawing / dancing / other cultural activities	16.2	22.7	14.6	27.9	15.8	22.9	18.2	20.4
到網吧／機舖打機 Play electronic games in cyber cafés / video game centres	N.A.	18.5	N.A.	14.9	N.A.	21.2	N.A.	14.3
到親友家中玩〔如參加派對〕 Play in friends' and relatives' home (e.g. attend parties)	N.A.	18.3	N.A.	16.1	N.A.	19.3	N.A.	17.2
睇漫畫 Read comics	27.1	17.0	41.2	30.8	26.7	15.1	21.3	16.0
參加課外活動〔如童軍／學會活動〕 Participate in extra-curricular activities (e.g. scouts and guides / society activities)	18.4	13.6	23.6	18.3	18.4	13.7	15.8	11.8
參加教會或宗教活動 Participate in church / religious activities	N.A.	11.3	N.A.	9.8	N.A.	11.1	N.A.	12.4
參與義工服務 Participate in voluntary work	10.2	10.3	9.0	4.5	10.0	9.5	11.6	14.2
其他 Others	23.9	8.0	19.5	6.9	25.4	8.5	21.0	7.4

在空閒時常做的事情 Things to do in free time	總計 Total		高小 Upper Primary		中學 Secondary		專上 Post-secondary	
	2008/09	2011/12	2008/09	2011/12	2008/09	2011/12	2008/09	2011/12
	(%)	(%)	(%)	(%)	(%)	(%)	(%)	(%)
<b>所有不曾吸食毒品的學生 All non-drug-taking students</b>								
睇電視／聽電台節目或音樂 Watch TV / listen to the radio or music	69.6	69.8	67.6	70.2	71.1	71.6	67.6	63.9
上網 <sup>4</sup> Surf the Internet <sup>4</sup>	59.9	67.0	41.2	63.0	64.6	78.5	70.6	36.4
同朋友聊天 Chat with friends	62.3	63.2	53.3	51.0	64.0	65.6	69.6	69.8
在家中打機〔包括電視／電腦遊戲機等〕 <sup>5</sup> Play electronic games at home (including video games / computer games) <sup>5</sup>	57.4	46.8	65.2	55.5	57.5	47.1	46.0	35.8
閱讀 Read books	44.2	43.1	49.8	51.1	41.1	40.0	47.0	43.2
睇電影 Watch movies	48.3	41.9	33.4	25.4	51.0	44.0	60.2	54.2
在家無所事事／睡覺 <sup>2</sup> Hanging around at home / sleep <sup>2</sup>	66.6	41.7	51.0	25.0	70.6	45.0	74.9	50.7
購物／逛街 Shopping / wandering on streets	46.1	40.0	32.3	26.4	48.8	41.5	56.7	51.1
同屋企人玩／聊天 Chat / play with family	N.A.	35.9	N.A.	43.5	N.A.	32.0	N.A.	38.9
做運動／戶外活動〔如郊遊／遠足〕 Do sports / outdoor activities (e.g. outing / hiking)	42.9	34.3	46.5	36.5	42.0	32.6	41.3	37.1
玩樂器／畫畫／跳舞／其他文化活動 Play musical instruments / drawing / dancing / other cultural activities	20.1	31.4	25.5	40.9	18.0	30.5	19.5	23.3
睇漫畫 Read comics	36.2	27.5	49.7	39.1	32.8	24.5	28.8	23.6
參加課外活動〔如童軍／學會活動〕 Participate in extra-curricular activities (e.g. scouts and guides / society activities)	24.8	18.4	32.8	25.5	22.4	17.1	21.9	14.3
到親友家中玩〔如參加派對〕 Play in friends' and relatives' home (e.g. attend parties)	N.A.	16.2	N.A.	21.6	N.A.	15.3	N.A.	12.8
去卡拉 OK／酒吧 <sup>3</sup> Go to karaoke / bars or clubs <sup>3</sup>	16.6	13.4	3.8	2.3	18.7	14.6	27.7	22.8
參與義工服務 Participate in voluntary work	10.7	11.4	9.4	8.8	9.9	11.2	15.4	15.0
參加教會或宗教活動 Participate in church / religious activities	N.A.	11.3	N.A.	11.0	N.A.	10.8	N.A.	13.1
到網吧／機舖打機 Play electronic games in cyber cafés / video game centres	N.A.	6.5	N.A.	3.2	N.A.	8.1	N.A.	5.4
其他 Others	17.0	3.0	17.8	4.5	17.7	2.7	13.6	2.2

- 註釋： 1. 學生可選擇多於一個答案。
2. 在 2008/09 年的調查中，選項的字眼為（一）「在家無所事事」及（二）「睡覺」。
3. 在 2008/09 年的調查中，選項的字眼為「去卡拉 OK／的士高」。
4. 在 2008/09 年的調查中，選項的字眼為「互聯網活動」。
5. 在 2008/09 年的調查中，選項的字眼為「玩電子遊戲」。
6. 百分比是以有提供相關資料的各吸食毒品與否及教育程度的學生為基礎而計算。
7. N.A. 學生在 2008/09 年的調查中沒有被提供此答案。

- Notes: 1. Students were allowed to choose more than one answer.
2. In the 2008/09 Survey, the choice was phrased as: i) "Hanging around at home"; ii) "Sleep".
3. In the 2008/09 Survey, the choice was phrased as "Go to karaoke or discos".
4. In the 2008/09 Survey, the choice was phrased as "Internet activities (e.g. surfing the Internet / writing Blog / MSN)".
5. In the 2008/09 Survey, the choice was phrased as "Play video games".
6. Percentages are calculated based on the students in the respective drug use status groups and education levels who had provided the relevant information.
7. N.A. Students were not provided with the answer in the 2008/09 Survey.

表4.8 在上網時常做的事情（按吸食毒品與否及教育程度分組）（2011/12 年）

Table 4.8 Things to do when surfing the Internet by drug use status and by education level, 2011/12

有否上網的習慣 <sup>2</sup> ／在上網時常做的事情 Whether had the habit of surfing the Internet <sup>2</sup> / Things to do when surfing the Internet	2011/12			
	總計 Total (%)	高小 Upper Primary (%)	中學 Secondary (%)	專上 Post-secondary (%)
<b>所有學生</b> All students				
沒有上網的習慣 No	2.2	4.0	1.4	2.3
有，在上網時常做的事情 <sup>3</sup> 是… Yes, things to do when surfing the Internet <sup>3</sup> were...	97.8	96.0	98.6	97.7
睇 YouTube／短片／電視節目／電影 Watch YouTube / video clips / TV shows / movies	79.3	67.3	83.5	79.6
同朋友聊天／分享〔如發電郵／玩 MSN、QQ／玩 Facebook／寫 Blog〕 Chat / share with friends (e.g. through email / MSN / QQ / Facebook / blog)	71.7	55.5	76.9	73.1
玩網上遊戲 Play online games	50.0	74.6	47.3	31.6
瀏覽網頁〔如看報紙／漫畫等〕 Browse websites (e.g. read newspaper / comics etc)	46.7	27.8	48.4	61.9
搵資料〔如看維基百科／查地圖／查交通〕 Find information (e.g. through Wikipedia / map search / route search)	42.7	37.1	39.2	59.2
下載相片／歌曲等 Download photos / songs etc	40.3	24.3	46.8	37.9
上討論區／聊天室／留言板等 Go to discussion forums / chat rooms / message boards etc	29.8	13.7	32.9	37.6
網上交友 Make friends online	11.9	10.0	13.1	10.3
其他 Others	3.2	5.6	2.7	1.9
<b>所有曾吸食毒品的學生</b> All drug-taking students				
沒有上網的習慣 No	5.0	4.2	4.0	7.4
有，在上網時常做的事情 <sup>3</sup> 是… Yes, things to do when surfing the Internet <sup>3</sup> were...	95.0	95.8	96.0	92.6
睇 YouTube／短片／電視節目／電影 Watch YouTube / video clips / TV shows / movies	70.8	55.7	73.7	70.2
同朋友聊天／分享〔如發電郵／玩 MSN、QQ／玩 Facebook／寫 Blog〕 Chat / share with friends (e.g. through email / MSN / QQ / Facebook / blog)	61.1	34.0	66.4	60.0
玩網上遊戲 Play online games	42.8	70.5	42.9	32.2
下載相片／歌曲等 Download photos / songs etc	39.9	21.2	44.0	38.2
瀏覽網頁〔如看報紙／漫畫等〕 Browse websites (e.g. read newspaper / comics etc)	36.3	19.5	33.0	49.9
搵資料〔如看維基百科／查地圖／查交通〕 Find information (e.g. through Wikipedia / map search / route search)	29.9	19.2	25.4	43.7
上討論區／聊天室／留言板等 Go to discussion forums / chat rooms / message boards etc	26.7	14.3	26.8	31.2
網上交友 Make friends online	20.9	17.9	21.9	20.0
其他 Others	8.4	9.5	8.7	7.3

有否上網的習慣 <sup>2</sup> ／在上網時常做的事情 Whether had the habit of surfing the Internet <sup>2</sup> / Things to do when surfing the Internet	2011/12			
	總計 Total (%)	高小 Upper Primary (%)	中學 Secondary (%)	專上 Post-secondary (%)
<b>所有不會吸食毒品的學生</b> <b>All non-drug-taking students</b>				
沒有上網的習慣 No	2.1	4.0	1.4	2.1
有，在上網時常做的事情 <sup>3</sup> 是… Yes, things to do when surfing the Internet <sup>3</sup> were...	97.9	96.0	98.6	97.9
睇 YouTube／短片／電視節目／電影 Watch YouTube / video clips / TV shows / movies	79.5	67.4	83.7	79.9
同朋友聊天／分享〔如發電郵／玩 MSN、QQ／玩 Facebook／寫 Blog〕 Chat / share with friends (e.g. through email / MSN / QQ / Facebook / blog)	71.9	55.7	77.2	73.6
玩網上遊戲 Play online games	50.2	74.6	47.4	31.6
瀏覽網頁〔如看報紙／漫畫等〕 Browse websites (e.g. read newspaper / comics etc)	46.9	27.9	48.7	62.4
搵資料〔如看維基百科／查地圖／查交通〕 Find information (e.g. through Wikipedia / map search / route search)	42.9	37.3	39.5	59.7
下載相片／歌曲等 Download photos / songs etc	40.3	24.3	46.9	37.9
上討論區／聊天室／留言板等 Go to discussion forums / chat rooms / message boards etc	29.8	13.7	33.0	37.9
網上交友 Make friends online	11.7	9.9	12.9	10.0
其他 Others	3.0	5.5	2.6	1.7

- 註釋： 1. 學生可選擇多於一個答案。
2. 百分比是以有提供相關資料的各吸食毒品與否及教育程度的學生為基礎而計算。
3. 百分比是以有提供相關資料，並有上網的習慣的各吸食毒品與否及教育程度的學生為基礎而計算。

- Notes: 1. Students were allowed to choose more than one answer.
2. Percentages are calculated based on the students in the respective drug use status groups and education levels who had provided the relevant information.
3. Percentages are calculated based on the students in the respective drug use status groups and education levels who had the habit of surfing the Internet, and had provided the relevant information.

表4.9 在調查前六個月內曾遇到行為與學業問題的學生所佔比例（按吸食毒品與否及教育程度分組）（2008/09 年及 2011/12 年）

Table 4.9 Behavioural and school problems in the six months preceding survey enumeration by drug use status and by education level, 2008/09 and 2011/12

行為與學業問題 Behavioural and school problems	總計 Total		高小 Upper Primary		中學 Secondary		專上 Post-secondary	
	2008/09 (%)	2011/12 (%)	2008/09 (%)	2011/12 (%)	2008/09 (%)	2011/12 (%)	2008/09 (%)	2011/12 (%)
<b>所有學生</b> <b>All students</b>								
被同學欺負 Bullied by school mates	28.8	16.2	32.8	29.7	30.1	13.7	18.3	8.6
被學校記缺點、小過、大過或收警告信 Warned by school	22.6	16.1	8.1	8.6	31.0	22.2	13.6	6.3
午夜在街上流連 Roaming around at night	18.5	13.6	4.3	4.3	21.6	15.6	27.9	17.9
和父親或母親超過一星期沒見面 Have not seen mom or dad for more than a week	16.1	12.7	8.8	9.9	16.2	11.2	26.0	20.1
逃學 Skipped school	10.8	8.7	1.1	1.2	7.0	5.0	37.8	28.4
被流氓騷擾 Harassed by gangsters / triad members	10.4	5.0	4.9	3.9	12.5	5.4	11.1	4.8
毆打他人 Beat someone	6.8	4.2	3.5	3.9	8.5	4.5	5.5	3.5
偷東西 Stole things	5.1	2.7	2.3	2.2	6.3	2.8	4.8	2.7
與黑社會來往 Had contact with gangsters / triad members	4.2	2.7	1.0	0.8	5.5	3.4	4.1	2.8
離家出走 Run away from home	3.8	2.3	1.4	1.4	4.5	2.5	4.4	2.7
援交 Compensated dating	N.A.	1.8	N.A.	N.A.	N.A.	1.6	N.A.	2.3
<b>曾吸食毒品的學生</b> <b>All drug-taking students</b>								
午夜在街上流連 Roaming around at night	43.5	40.7	21.3	19.1	43.7	44.6	54.2	40.9
被學校記缺點、小過、大過或收警告信 Warned by school	45.3	33.9	28.6	24.0	50.9	42.8	34.4	19.6
逃學 Skipped school	29.8	33.4	11.8	13.7	24.4	28.0	57.5	51.8
和父親或母親超過一星期沒見面 Have not seen mom or dad for more than a week	26.9	26.3	15.3	21.6	25.5	24.4	37.8	32.0
與黑社會來往 Had contact with gangsters / triad members	25.0	25.4	14.4	12.2	26.9	28.4	23.9	24.1
被同學欺負 Bullied by school mates	32.7	23.0	40.6	41.3	33.7	22.0	25.1	18.1
毆打他人 Beat someone	24.2	22.0	21.7	15.4	25.3	24.0	21.6	20.2
偷東西 Stole things	18.9	19.4	15.7	17.3	19.8	20.4	17.7	18.0
離家出走 Run away from home	17.9	17.4	12.4	11.3	18.7	18.6	17.7	17.3
被流氓騷擾 Harassed by gangsters / triad members	26.1	19.2	16.4	19.0	27.2	19.5	27.3	18.7
援交 Compensated dating	N.A.	17.0	N.A.	N.A.	N.A.	16.9	N.A.	17.2

行為與學業問題 Behavioural and school problems	總計 Total		高小 Upper Primary		中學 Secondary		專上 Post-secondary	
	2008/09	2011/12	2008/09	2011/12	2008/09	2011/12	2008/09	2011/12
	(%)	(%)	(%)	(%)	(%)	(%)	(%)	(%)
<b>不會吸食毒品的學生</b> <b>All non-drug-taking students</b>								
被同學欺負 Bullied by school mates	28.6	16.1	32.7	29.5	30.0	13.6	18.0	8.2
被學校記缺點、小過、大過或收警告信 Warned by school	21.7	15.8	7.8	8.4	30.1	21.7	12.7	5.8
午夜在街上流連 Roaming around at night	17.6	13.0	4.0	4.2	20.6	14.9	26.7	17.1
和父親或母親超過一星期沒見面 Have not seen mom or dad for more than a week	15.7	12.4	8.7	9.8	15.8	10.9	25.5	19.7
逃學 Skipped school	10.1	8.2	0.9	1.1	6.3	4.5	36.9	27.7
被流氓騷擾 Harassed by gangsters / triad members	9.8	4.6	4.7	3.8	11.8	5.1	10.4	4.4
毆打他人 Beat someone	6.1	3.8	3.2	3.8	7.8	4.1	4.8	2.9
偷東西 Stole things	4.6	2.3	2.1	2.0	5.7	2.4	4.2	2.2
與黑社會來往 Had contact with gangsters / triad members	3.4	2.2	0.8	0.7	4.5	2.8	3.3	2.1
離家出走 Run away from home	3.2	2.0	1.2	1.2	3.9	2.2	3.8	2.2
援交 Compensated dating	N.A.	1.4	N.A.	N.A.	N.A.	1.3	N.A.	1.8

註釋： 1. 百分比是以有提供相關資料的各吸食毒品與否及教育程度的學生為基礎而計算。

2. N.A. 學生在 2008/09 年的調查中沒有被問及此題。

Notes: 1. Percentages are calculated based on the students in the respective drug use status groups and education levels who had provided the relevant information.

2. N.A. Students were not asked of the question in the 2008/09 Survey.

表4.10 吸食毒品與飲酒和吸煙的關係（按吸食毒品與否及教育程度分組）（2008/09 年及 2011/12 年）

Table 4.10 Relationship between drug-taking and use of alcohol and tobacco by drug use status and by education level, 2008/09 and 2011/12

吸食毒品與吸煙和飲酒的關係 Relationship between drug-taking and use of alcohol and tobacco	總計 Total		高小 Upper Primary		中學 Secondary		專上 Post-secondary	
	2008/09 (%)	2011/12 (%)	2008/09 (%)	2011/12 (%)	2008/09 (%)	2011/12 (%)	2008/09 (%)	2011/12 (%)
<b>所有學生</b> All students								
不曾吸煙或飲酒者 <sup>1</sup> Neither tobacco nor alcohol user <sup>1</sup>	38.0	43.4	59.5	71.3	34.5	40.3	20.8	21.5
曾飲酒但不曾吸煙者 User of alcohol but not tobacco	51.3	47.9	37.6	27.0	53.3	50.0	63.3	64.6
曾吸煙但不曾飲酒者 User of tobacco but not alcohol	0.5	0.6	0.3	0.4	0.6	0.6	0.5	0.7
曾吸煙及飲酒者 Both tobacco and alcohol user	10.1	8.2	2.6	1.4	11.6	9.0	15.4	13.2
<b>所有曾吸食毒品的學生</b> All drug-taking students								
不曾吸煙或飲酒者 <sup>1</sup> Neither tobacco nor alcohol user <sup>1</sup>	31.4	24.0	57.4	62.4	30.7	22.8	20.7	12.2
曾飲酒但不曾吸煙者 User of alcohol but not tobacco	27.5	23.1	24.7	24.6	29.7	23.6	21.7	21.5
曾吸煙但不曾飲酒者 User of tobacco but not alcohol	2.4	3.3	1.2	3.1	2.5	3.0	2.6	4.0
曾吸煙及飲酒者 Both tobacco and alcohol user	38.7	49.6	16.7	9.9	37.1	50.5	54.9	62.3
<b>所有不曾吸食毒品的學生</b> All non-drug-taking students								
不曾吸煙或飲酒者 <sup>1</sup> Neither tobacco nor alcohol user <sup>1</sup>	38.3	43.7	59.6	71.4	34.6	40.7	20.8	21.7
曾飲酒但不曾吸煙者 User of alcohol but not tobacco	52.3	48.5	37.8	27.0	54.4	50.6	65.3	66.2
曾吸煙但不曾飲酒者 User of tobacco but not alcohol	0.4	0.5	0.3	0.3	0.5	0.6	0.4	0.6
曾吸煙及飲酒者 Both tobacco and alcohol user	9.0	7.3	2.3	1.3	10.5	8.1	13.5	11.5

註釋： 1. 「不曾吸煙或飲酒者」包括未有提供相關資料的學生。  
2. 百分比是以調查範圍內的各吸食毒品與否及教育程度的學生為基礎而計算。

Notes: 1. “Neither tobacco nor alcohol user” includes those who had not provided any relevant information.  
2. Percentages are calculated based on the students in the respective drug use status groups and education levels covered by the Survey.

表4.11 是否與父母同住（按吸食毒品與否及教育程度分組）（2008/09 年及 2011/12 年）

Table 4.11 Whether living with parents by drug use status and by education level, 2008/09 and 2011/12

是否與父母同住 Whether living with parents	總計 Total		高小 Upper Primary		中學 Secondary		專上 Post-secondary	
	2008/09 (%)	2011/12 (%)	2008/09 (%)	2011/12 (%)	2008/09 (%)	2011/12 (%)	2008/09 (%)	2011/12 (%)
<b>所有學生</b> All students								
父母親都與我同住 Both my parents are living with me	84.7	82.7	87.1	84.7	85.5	83.7	78.4	77.4
只有父親與我同住 Only my father is living with me	2.3	2.8	2.5	3.3	2.3	2.9	2.1	2.0
只有母親與我同住 Only my mother is living with me	9.2	10.6	7.8	9.1	9.4	10.8	10.6	11.6
父母親都不是與我同住 Both my parents are not living with me	3.8	3.9	2.6	2.9	2.8	2.7	8.9	8.9
<b>所有曾吸食毒品的學生</b> All drug-taking students								
父母親都與我同住 Both my parents are living with me	74.9	69.8	79.0	74.9	77.2	73.0	64.9	61.3
只有父親與我同住 Only my father is living with me	3.4	5.5	4.7	9.2	3.2	5.5	3.5	4.2
只有母親與我同住 Only my mother is living with me	12.4	12.2	11.8	11.5	11.9	12.5	14.2	12.0
父母親都不是與我同住 Both my parents are not living with me	9.3	12.4	4.4	4.5	7.7	9.0	17.3	22.5
<b>所有不曾吸食毒品的學生</b> Non-drug-taking students								
父母親都與我同住 Both my parents are living with me	85.0	83.0	87.2	84.9	85.9	83.9	79.0	78.0
只有父親與我同住 Only my father is living with me	2.3	2.7	2.5	3.2	2.3	2.8	2.0	2.0
只有母親與我同住 Only my mother is living with me	9.1	10.5	7.8	9.1	9.3	10.7	10.4	11.6
父母親都不是與我同住 Both my parents are not living with me	3.6	3.8	2.5	2.9	2.5	2.6	8.6	8.5

註釋： 百分比是以有提供相關資料的各吸食毒品與否及教育程度的學生為基礎而計算。

Note: Percentages are calculated based on the students in the respective drug use status groups and education levels who had provided the relevant information.



表4.12 家庭每月總收入（按吸食毒品與否及教育程度分組）（2008/09 年及 2011/12 年）  
（中 學或以上的學生）

Table 4.12 Monthly household income by drug use status and by education level, 2008/09 and 2011/12 (Secondary or above students)

家庭每月總收入 Monthly household income	總計 Total		中學 Secondary		專上 Post-secondary	
	2008/09 (%)	2011/12 (%)	2008/09 (%)	2011/12 (%)	2008/09 (%)	2011/12 (%)
<b>所有學生</b> <b>All students</b>						
\$6,000 以下 <sup>1</sup> Below \$6,000 <sup>1</sup>	3.2	3.5	2.6	2.6	5.4	6.2
\$6,000 - \$19,999 <sup>2</sup>	28.3	26.7	25.1	24.1	39.4	34.5
\$20,000 - \$49,999	17.5	18.8	15.8	16.6	23.4	25.5
\$50,000 或以上 \$50,000 or above	8.2	7.5	8.7	7.3	6.3	8.1
不知道 Didn't know	42.8	43.5	47.8	49.4	25.4	25.7
<b>所有曾吸食毒品的學生</b> <b>All drug-taking students</b>						
\$6,000 以下 <sup>1</sup> Below \$6,000 <sup>1</sup>	6.5	8.1	5.8	7.1	8.7	10.2
\$6,000 - \$19,999 <sup>2</sup>	20.9	20.3	19.3	19.1	26.5	22.7
\$20,000 - \$49,999	14.3	13.2	12.1	10.5	21.8	18.9
\$50,000 或以上 \$50,000 or above	13.7	17.6	13.4	17.0	14.8	19.0
不知道 Didn't know	44.6	40.8	49.4	46.3	28.2	29.2
<b>所有不曾吸食毒品的學生</b> <b>All non-drug-taking students</b>						
\$6,000 以下 <sup>1</sup> Below \$6,000 <sup>1</sup>	3.1	3.4	2.4	2.5	5.3	6.1
\$6,000 - \$19,999 <sup>2</sup>	28.6	26.8	25.3	24.2	40.0	34.9
\$20,000 - \$49,999	17.7	19.0	16.0	16.7	23.5	25.8
\$50,000 或以上 \$50,000 or above	7.9	7.2	8.5	7.1	5.9	7.7
不知道 Didn't know	42.7	43.6	47.8	49.4	25.3	25.5

註釋： 1. 在 2008/09 年的調查中，答案選項為「\$5,000 以下」。  
2. 在 2008/09 年的調查中，答案選項為「\$5,000 至 19,999」。  
3. 百分比是以有提供相關資料的各吸食毒品與否及教育程度的學生為基礎而計算。

Notes: 1. In the 2008/09 Survey, the choice was phrased as "Below \$5,000".  
2. In the 2008/09 Survey, the choice was phrased as "\$5,000 - 19,999".  
3. Percentages are calculated based on the students in the respective drug use status groups and education levels who had provided the relevant information.

表4.13 在港居住年期（按吸食毒品與否及教育程度分組）（2008/09 年及 2011/12 年）

Table 4.13 Years of living in Hong Kong by drug use status and by education level, 2008/09 and 2011/12

在港居住年期 Years of living in Hong Kong	總計 Total		高小 Upper Primary		中學 Secondary		專上 Post-secondary	
	2008/09 (%)	2011/12 (%)	2008/09 (%)	2011/12 (%)	2008/09 (%)	2011/12 (%)	2008/09 (%)	2011/12 (%)
<b>所有學生</b> All Students								
在香港出生 <sup>1</sup> Born in Hong Kong <sup>1</sup>	91.8	74.6	N.A.	78.9	91.7	73.5	92.4	73.4
7 年或以上 <sup>1</sup> 7 years or above <sup>1</sup>		16.7	N.A.	10.4		18.6		17.7
4 至 6 年 4-6 years	3.0	4.5	N.A.	6.5	3.5	4.7	1.3	1.8
1 至 3 年 1-3 years	3.2	2.8	N.A.	3.1	3.3	2.4	3.2	3.7
少於 1 年 Less than 1 year	1.9	1.4	N.A.	1.0	1.6	0.8	3.2	3.4
<b>所有曾吸食毒品的學生</b> All drug-taking students								
在香港出生 <sup>1</sup> Born in Hong Kong <sup>1</sup>	82.7	62.3	N.A.	67.0	81.8	59.6	86.0	66.2
7 年或以上 <sup>1</sup> 7 years or above <sup>1</sup>		20.6	N.A.	11.6		22.8		19.3
4 至 6 年 4-6 years	5.4	6.3	N.A.	11.6	6.0	7.2	3.1	2.7
1 至 3 年 1-3 years	5.8	6.1	N.A.	6.9	6.4	6.2	3.4	5.7
少於 1 年 Less than 1 year	6.2	4.7	N.A.	2.9	5.8	4.2	7.5	6.2
<b>所有不曾吸食毒品的學生</b> All non-drug-taking students								
在香港出生 <sup>1</sup> Born in Hong Kong <sup>1</sup>	92.2	74.9	N.A.	79.0	92.1	73.8	92.6	73.7
7 年或以上 <sup>1</sup> 7 years or above <sup>1</sup>		16.6	N.A.	10.4		18.5		17.6
4 至 6 年 4-6 years	2.9	4.5	N.A.	6.5	3.4	4.7	1.2	1.8
1 至 3 年 1-3 years	3.1	2.7	N.A.	3.1	3.1	2.3	3.2	3.6
少於 1 年 Less than 1 year	1.7	1.3	N.A.	1.0	1.4	0.8	3.0	3.3

註釋： 1. 在 2008/09 年的調查中，「7 年或以上」的百分比包括「在香港出生」的學生。  
2. 百分比是以有提供相關資料的各吸食毒品與否及教育程度的學生為基礎而計算。  
3. N.A. 學生在 2008/09 年的調查中沒有被問及此題。

Notes: 1. In the 2008/09 Survey, percentages for “7 years or above” included the students who were “born in Hong Kong”.  
2. Percentages are calculated based on the students in the respective drug use status groups and education levels who had provided the relevant information.  
3. N.A. Students were not asked of the question in the 2008/09 Survey.

表4.14 居住的房屋種類（按吸食毒品與否及教育程度分組）（2008/09 年及 2011/12 年）

Table 4.14 Type of housing by drug use status and by education level, 2008/09 and 2011/12

居住的房屋種類 Type of housing	總計 Total		高小 Upper Primary		中學 Secondary		專上 Post-secondary	
	2008/09 (%)	2011/12 (%)	2008/09 (%)	2011/12 (%)	2008/09 (%)	2011/12 (%)	2008/09 (%)	2011/12 (%)
<b>所有學生</b> All Students								
公營租住單位〔例如：公屋、中轉屋等〕 Public rental housing (e.g. public housing estates, interim housing)	39.2	39.1	38.3	38.5	39.6	39.6	39.2	38.0
資助出售單位〔例如：居屋、自置公屋等〕 Subsidised sale flat (e.g. Home Ownership Scheme Housing, Tenants Purchase Scheme Housing)	14.7	13.8	12.9	12.1	14.7	13.5	17.0	16.7
私人住宅 Private housing	43.2	39.6	45.2	38.6	42.9	40.4	41.1	38.3
兩房或以下 Two bedrooms or below	N.A.	15.0	N.A.	13.4	N.A.	15.0	N.A.	16.7
三房或以上 Three bedrooms or above	N.A.	23.6	N.A.	23.7	N.A.	24.5	N.A.	21.1
不知道 Unknown no. of bedrooms	N.A.	1.0	N.A.	1.5	N.A.	0.9	N.A.	0.5
臨時房屋 Temporary housing	1.0	0.8	1.0	0.5	1.1	0.9	0.7	1.0
員工宿舍 Staff quarters	1.7	1.4	2.2	1.3	1.6	1.2	1.7	2.4
其他／不清楚 Others / uncertain	0.2	5.3	0.3	9.0	#	4.5	0.3	3.7
<b>所有曾吸食毒品的學生</b> All drug-taking students								
公營租住單位〔例如：公屋、中轉屋等〕 Public rental housing (e.g. public housing estates, interim housing)	41.1	33.4	44.2	35.8	41.3	34.4	38.7	30.5
資助出售單位〔例如：居屋、自置公屋等〕 Subsidised sale flat (e.g. Home Ownership Scheme Housing, Tenants Purchase Scheme Housing)	12.8	11.4	13.4	14.9	12.9	9.9	12.1	13.3
私人住宅 Private housing	40.4	39.9	34.9	35.2	40.6	40.4	42.5	40.7
兩房或以下 Two bedrooms or below	N.A.	11.5	N.A.	10.8	N.A.	11.0	N.A.	12.5
三房或以上 Three bedrooms or above	N.A.	27.7	N.A.	23.4	N.A.	28.6	N.A.	27.3
不知道 Unknown no. of bedrooms	N.A.	0.8	N.A.	0.9	N.A.	0.8	N.A.	0.8
臨時房屋 Temporary housing	3.4	3.9	5.3	2.0	3.2	3.3	3.1	6.0
員工宿舍 Staff quarters	2.0	2.1	1.7	1.8	1.9	2.4	2.5	1.7
其他／不清楚 Others / uncertain	0.3	9.2	0.6	10.3	0.1	9.7	1.0	7.9

居住的房屋種類 Type of housing	總計 Total		高小 Upper Primary		中學 Secondary		專上 Post-secondary	
	2008/09	2011/12	2008/09	2011/12	2008/09	2011/12	2008/09	2011/12
	(%)	(%)	(%)	(%)	(%)	(%)	(%)	(%)
<b>所有不曾吸食毒品的學生</b> <b>All non-drug-taking students</b>								
公營租住單位〔例如：公屋、中轉屋等〕 Public rental housing (e.g. public housing estates, interim housing)	39.2	39.2	38.3	38.6	39.5	39.7	39.2	38.2
資助出售單位〔例如：居屋、自置公屋等〕 Subsidised sale flat (e.g. Home Ownership Scheme Housing, Tenants Purchase Scheme Housing)	14.8	13.8	12.9	12.1	14.8	13.5	17.2	16.8
私人住宅 Private housing	43.3	39.6	45.4	38.6	43.0	40.4	41.0	38.2
兩房或以下 Two bedrooms or below	N.A.	15.1	N.A.	13.4	N.A.	15.1	N.A.	16.8
三房或以上 Three bedrooms or above	N.A.	23.6	N.A.	23.7	N.A.	24.4	N.A.	20.9
不知道 Unknown no. of bedrooms	N.A.	1.0	N.A.	1.5	N.A.	0.9	N.A.	0.5
臨時房屋 Temporary housing	0.9	0.7	0.9	0.5	1.0	0.8	0.6	0.8
員工宿舍 Staff quarters	1.7	1.4	2.2	1.3	1.5	1.1	1.6	2.4
其他／不清楚 Others / uncertain	0.1	5.2	0.3	9.0	#	4.4	0.3	3.5

註釋： 1. 百分比是以有提供相關資料的各吸食毒品與否及教育程度的學生為基礎而計算。

2. # 大於 0 但少於 0.05。

3. N.A. 學生在 2008/09 年的調查中沒有被提供此答案／問及此題。

Notes: 1. Percentages are calculated based on the students in the respective drug use status groups and education levels who had provided the relevant information.

2. # Greater than 0 but less than 0.05.

3. N.A. Students were not provided with the answer/asked of the question in the 2008/09 Survey.

## 5. 報告摘要

### Summary of key findings

表 5.1 國際比較

Table 5.1 International Comparison

地區 Region	樣本數量 Sample Size	曾吸食毒品的比率 Lifetime Prevalence Rate
香港 (2011/12)	約有 84500 位中學學生 (佔總人口的 18.1%)	2.3% (中學學生)
Hong Kong (2011/12)	About 84 500 secondary students (18.1% of population)	2.3% (secondary students)
美國 (2011) <sup>1</sup>	約有 46700 位 (第八、十及十二年級) 學生 (佔總人口的 0.4%)	34.7% (第八、十及十二年級學生)
United States (2011) <sup>1</sup>	About 46 700 (Grade 8, 10 & 12) students (0.4% of population)	34.7% (Grade 8, 10 & 12 students)
英國 (2011) <sup>2</sup>	約有 7400 位 (第七至十一年級) 學生 (佔總人口的 0.2%)	17.0% (年齡介乎 11 至 15 歲的學生)
United Kingdom (2011) <sup>2</sup>	About 7 400 (Year 7 to 11) students (0.2% of population)	17.0% (students aged 11-15)
36 個歐洲國家 (2011) <sup>3</sup>	在 36 個歐洲國家中 約有 103000 位 年齡介乎 15 至 16 歲的學生	18% (年齡介乎 15 至 16 歲的學生)
36 European countries (2011) <sup>3</sup>	About 103 000 (Aged 15-16) students in 36 countries	18% (students aged 15-16)

資料來源： 1. 2011 年美國國家濫用藥物研究院的 “Monitoring the Future - National Results on Adolescent Drug Use” 報告。

2. 英國國民保健署信息中心的 “Smoking, Drinking and Drug Use among Young People in England - 2011” 報告。

3. “The 2011 ESPAD Report - Substance Use among Students in 36 European Countries” 報告。在每個國家的吸毒比率介乎 5% 至 43%。

Sources: 1. “Monitoring the Future - National Results on Adolescent Drug Use”, US Department of Health and Human Services, 2011

2. “Smoking, Drinking and Drug Use among Young People in England - 2011”, NHS Information Centre.

3. “The 2011 ESPAD Report - Substance Use among Students in 36 European Countries”. Prevalence rates of individual countries range from 5-43%.

## 回應率及抽樣率 RESPONSE RATE & SAMPLING FRACTION

		高小 Upper Primary	中學 Secondary	專上 Post- secondary	總計 Total
學生人數 No. of students	總學生人數 Population	171 186	467 094	154 493	792 773
	目標人數 <sup>1</sup> Target <sup>1</sup>	47 369	110 806	129 661	287 836
	有參與的學校／院校人數 Total students in the schools/ institutions participated	33 235	99 295	125 061	257 591
	收回問卷的數目 Total questionnaires returned	30 061	84 873	42 252	157 186
	扣除無效的個案 Less 'Invalid cases'	1	345	981	1 327
	有效樣本 Effective Sample	30 060	84 528	41 271	155 859
	抽樣率 <sup>2</sup> Sampling fraction <sup>2</sup>	17.6%	18.1%	26.7%	19.7%
	回應率 <sup>3</sup> Response rate <sup>3</sup>	63.5%	76.3%	31.8%	54.1%

- 註釋：
- 目標人數是考慮到過往調查的回應率而計劃所需抽選的學生人數。
  - 學生抽樣率是指成功完成問卷的學生(有效樣本)佔所有學校或院校的學生人數(總學生人數)的比率。
  - 學生回應率是指成功完成問卷的學生(有效樣本)佔揀選學校的學生人數(目標人數)的比率。

- Notes:
- The target is defined as the total number of students planned for enumeration after taking into account the response rate in the past surveys.
  - Sampling fraction of students is defined as the number of students who had successfully completed the questionnaires (effective sample) / total number of students in all of the schools (population).
  - Response rate of students is defined as the number of students who had successfully completed the questionnaires (effective sample) / total number of students in the selected schools (the target).

## 有參與及沒有參與的高小及中學學校概況

### PROFILE OF PARTICIPATING AND NON-PARTICIPATING UPPER PRIMARY AND SECONDARY SCHOOLS

學校大小 (班別數目) School size (Number of classes)	被揀選的學校 Selected Schools (%)	成功訪問的學校 Enumerated Schools (%)	沒有參與的學校 Schools with Non-response Status (%)
<b>高小</b> <b>Upper Primary</b>			
小 (≤20) Small (≤20)	34	37	39
中 (21-25) Medium (21-25)	28	29	27
大 (>25) Large (>25)	38	35	35
<b>中學</b> <b>Secondary</b>			
小 (≤25) Small (≤25)	18	17	17
中 (26-30) Medium (26-30)	23	15	27
大 (>30) Large (>30)	59	68	56

問卷樣本  
**QUESTIONNAIRE SPECIMEN**



## 第一部分：背景資料

爲了幫助統計分析，這個研究需要了解一些你的基本資料。這些資料將會絕對保密，只作整體統計分析之用。

## Q1. 就讀學校

- ① 全日制小學      ② 上午班小學      ③ 下午班小學

## Q2. 班級

- ① 小四      ② 小五      ③ 小六

## Q3. 年齡

- ① 6 歲或以下      ② 7 歲      ③ 8 歲      ④ 9 歲      ⑤ 10 歲  
⑥ 11 歲      ⑦ 12 歲      ⑧ 13 歲      ⑨ 14 歲      ⑩ 15 歲或以上

## Q4. 性別

- ① 男      ② 女

## Q5. 居住地區

## 香港島

- ① 中西區  
② 灣仔區  
③ 東區  
④ 南區

## 九龍

- ⑤ 油尖旺區  
⑥ 深水埗區  
⑦ 九龍城區  
⑧ 黃大仙區  
⑨ 觀塘區

## 新界

- ⑩ 葵青區  
⑪ 荃灣區  
⑫ 屯門區  
⑬ 元朗區  
⑭ 北區

## 內地

- ⑮ 大埔區  
⑯ 沙田區  
⑰ 西貢區  
⑱ 離島區  
⑲ 深圳  
⑳ 其他中國城市

- ㉑ 其他／不清楚

〔請註明街道／樓宇名稱〕

## Q6. 父母是否與你同住？

- ① 父母親都與我同住      ② 只有父親與我同住  
③ 只有母親與我同住      ④ 父母親都不是與我同住

## Q7. 你是否在香港出生？

- ① 是，我在香港出生

否，我在港居住了...

- ② 7 年或以上      ③ 4 至 6 年      ④ 1 至 3 年      ⑤ 少於 1 年

## Q8. 你現在居住的房屋類型是甚麼？

- ① 公營租住單位〔例如：公屋、中轉屋等〕      ③ 私人住宅〔兩房或以下〕      ⑤ 臨時房屋  
② 資助出售單位〔例如：居屋、自置公屋等〕      ④ 私人住宅〔三房或以上〕      ⑥ 員工宿舍  
⑦ 其他／不清楚      〔請註明樓宇／屋苑名稱〕

## Q9. 你的父母是否擁有私人汽車（不包括電單車和營業車輛例如的士）？

- ① 否      ② 是

所有資料將不記名及絕對保密，請放心如實作答

## 第二部分：生活習慣

Q10. 在空閒時，你通常會做甚麼？〔可多項選擇〕

- |            |                    |                      |
|------------|--------------------|----------------------|
| ① 同朋友聊天    | ⑧ 睇電視／聽電台節目或音樂     | ⑭ 玩樂器／畫畫／跳舞／其他文化活動   |
| ② 同屋企人玩／聊天 | ⑨ 在家無所事事／睡覺        | ⑮ 上網                 |
| ③ 睇電影      | ⑩ 做運動／戶外活動〔如郊遊／遠足〕 | ⑯ 在家中打機〔包括電視／電腦遊戲機等〕 |
| ④ 購物／逛街    | ⑪ 去卡拉 OK／酒吧        | ⑰ 到網吧／機舖打機           |
| ⑤ 參與義工服務   | ⑫ 參加課外活動〔如童軍／學會活動〕 | ⑱ 參加教會或宗教活動          |
| ⑥ 閱讀       | ⑬ 到親友家中玩〔如參加派對〕    | ⑲ 其他〔請註明〕            |
| ⑦ 睇漫畫      |                    |                      |

Q11. 在上網時，你通常會做甚麼？〔可多項選擇〕

- |   |                        |                  |
|---|------------------------|------------------|
| ① 我沒有上網的習慣                                  | ⑤ 上討論區／聊天室／留言板等        | ⑧ 瀏覽網頁〔如看報紙／漫畫等〕 |
| ② 玩網上遊戲                                     | ⑥ 睇 YouTube／短片／電視節目／電影 | ⑨ 下載相片／歌曲等       |
| ③ 網上交友                                      | ⑦ 搵資料〔如看維基百科／查地圖／查交通〕  | ⑩ 其他〔請註明〕        |
| ④ 同朋友聊天／分享〔如發電郵／玩 MSN、QQ／玩 Facebook／寫 blog〕 |                        |                  |

## 第三部分：飲酒和吸煙

Q12. 你有沒有曾經飲酒？

〔「酒」指各類含酒精飲料，例如白蘭地、威士忌、紅酒、白酒、啤酒、雞尾酒、仙地或含酒精成份的果汁。〕

沒有 ① ② 有

「沒有」飲酒，只需回答左方問題〔即 Q13-L〕

「有」飲酒，只需回答右方問題〔即 Q13-R〕

Q13-L. 你不飲酒的原因是甚麼？〔可多項選擇〕

- |              |   |
|--------------|---|
| 飲酒會損害健康      | ① |
| 我未夠年齡飲酒／購買酒  | ② |
| 我的朋友沒有飲酒     | ③ |
| 我的父母不准我飲酒    | ④ |
| 我沒有興趣飲酒      | ⑤ |
| 我不喜歡飲酒者的形象   | ⑥ |
| 我沒有金錢買酒      | ⑦ |
| 我沒有機會飲酒      | ⑧ |
| 我不喜歡酒的味道     | ⑨ |
| 我不喜歡飲酒後帶來的不適 | ⑩ |
| 其他〔請註明〕      | ⑪ |

請前往問題 Q14

Q13-R. 你曾否在過去十二個月飲酒？

- |                   |  |
|-------------------|--|
| ① 沒有              |  |
| ② 有               |  |
| 如「有」，你曾否在過去三十天飲酒？ |  |
| ③ 沒有              |  |
| ④ 有               |  |

請前往問題 Q14

注意：填入資料即成限閱文件

頁 2

所有資料將不記名及絕對保密，請放心如實作答

Q14. 你有沒有曾經吸煙？（「煙」是指各類煙草製品，例如香煙、雪茄或煙斗用煙絲。）

沒有 ① ② 有

「沒有」吸煙，只需回答左方問題〔即 Q15-L〕

「有」吸煙，只需回答右方問題〔即 Q15-R〕

Q15-L. 你不吸煙的原因是甚麼？〔可多項選擇〕

- 吸煙會損害健康 ①
- 我未夠年齡吸煙／購買煙 ②
- 我的朋友沒有吸煙 ③
- 我的父母不准我吸煙 ④
- 我沒有興趣吸煙 ⑤
- 我不喜歡吸煙者的形象 ⑥
- 因為煙草產品越來越貴 ⑦
- 我沒有機會吸煙 ⑧
- 我不喜歡煙的氣味 ⑨
- 因為越來越多地方不准吸煙 ⑩
- 其他〔請註明〕 ⑪

請前往問題 Q16

Q15-R. 你曾否在過去十二個月吸煙？

① 沒有

② 有

如「有」，你曾否在過去三十天吸煙？

③ 沒有

④ 有

請前往問題 Q16

#### 第四部分：吸食毒品

「毒品」是指列載於問題 20-L 及 20-R 中的任何物質或其他危害精神的物品。常見毒品有海洛英、氯胺酮、搖頭丸和冰毒等。

Q16. 你親眼見過以下哪種毒品的實物（不包括在電視、書本或其他媒體所見的照片、片段或展覽品）？

〔可多項選擇〕

- |                  |            |              |                        |
|------------------|------------|--------------|------------------------|
| ① 白粉〔海洛英〕        | ④ 大麻〔草〕    | ⑦ K 仔〔茄／氯胺酮〕 | ⑨ 五仔〔哈哈笑／Give-me-five〕 |
| ② 可卡因            | ⑤ 冰毒       | ⑧ K2         | ⑩ 喵喵〔Meow Meow〕        |
| ③ 搖頭丸〔忘我／E 仔〕    | ⑥ 藍精靈〔白瓜子〕 | ⑪ 我看過其他毒品    | 〔請註明〕                  |
| ⑫ 我完全沒有見過以上毒品的實物 |            |              |                        |

Q17. 在你認識的人當中，有沒有人吸食毒品？如果「有」，是誰呢？

① 完全沒有

② 有，他們是我的...

〔可多項選擇〕

- |           |        |            |
|-----------|--------|------------|
| ③ 同學      | ⑥ 其他朋友 | ⑨ 兄弟姊妹     |
| ④ 男朋友／女朋友 | ⑦ 鄰居   | ⑩ 親戚       |
| ⑤ 網友      | ⑧ 父母   | ⑪ 其他人〔請註明〕 |

Q18. 你是否接受別人吸食毒品？

- ① 我不接受別人吸食毒品
- ② 我接受別人在某些情況下〔如在派對裡、不開心時等〕吸食毒品
- ③ 我接受別人有吸食毒品的習慣

注意：填入資料即成限閱文件

頁 3

所有資料將不記名及絕對保密，請放心如實作答

**Q19. 你有沒有曾經吸食毒品？**（所有資料將不記名及絕對保密，並只作整體統計分析用途）

沒有 ① ② 有

「沒有」吸食毒品，只需回答左方問題  
〔即 Q20-L 至 Q27-L〕

「曾經」吸食毒品，只需回答右方問題  
〔即 Q20-R 至 Q27-R〕

**Q20-L. 你曾經聽聞下列哪種毒品呢？**

〔可多項選擇〕

- 白粉〔海洛英〕 ①
- 咳水／咳丸〔醫療用途除外〕 ②
- 可卡因 ③
- 搖頭丸〔忘我／E 仔〕 ④
- 大麻〔草〕 ⑤
- 冰毒 ⑥
- 藍精靈〔白瓜子〕 ⑦
- K 仔〔茄／氯胺酮〕 ⑧
- K2 ⑨
- 五仔〔哈哈笑／Give-me-five〕 ⑩
- 天拿水／強力膠／其他有機溶劑〔正常用途除外〕 ⑪
- 喵喵〔Meow Meow〕 ⑫
- 以上的毒品均沒有聽聞 ⑬

**Q21-L. 有沒有人曾經嘗試提供毒品給你？**  
如果「有」，是誰提供給你的呢？

完全沒有 ①

有〔可多項選擇〕

- 同學 ②
- 男朋友／女朋友 ③
- 網友 ④
- 其他朋友 ⑤
- 朋友的朋友 ⑥
- 父母 ⑦
- 兄弟姊妹 ⑧
- 親戚 ⑨
- 鄰居 ⑩
- 毒販 ⑪
- 娛樂場所工作人員 ⑫
- 兼職同事 ⑬
- 陌生人／其他人〔請註明〕 ⑭

請前往問題 Q22-L

**Q20-R. 你曾經吸食下列哪種毒品呢？**

〔可多項選擇〕

- ① 白粉〔海洛英〕
- ② 咳水／咳丸〔醫療用途除外〕
- ③ 可卡因
- ④ 搖頭丸〔忘我／E 仔〕
- ⑤ 大麻〔草〕
- ⑥ 冰毒
- ⑦ 藍精靈〔白瓜子〕
- ⑧ K 仔〔茄／氯胺酮〕
- ⑨ K2
- ⑩ 五仔〔哈哈笑／Give-me-five〕
- ⑪ 天拿水／強力膠／其他有機溶劑〔正常用途除外〕
- ⑫ 喵喵〔Meow Meow〕
- ⑬ 其他毒品〔請註明〕

**Q21-R. 是誰提供毒品給你呢？**

〔可多項選擇〕

- ① 同學
- ② 男朋友／女朋友
- ③ 網友
- ④ 其他朋友
- ⑤ 朋友的朋友
- ⑥ 父母
- ⑦ 兄弟姊妹
- ⑧ 親戚
- ⑨ 鄰居
- ⑩ 毒販
- ⑪ 藥房職員
- ⑫ 娛樂場所工作人員
- ⑬ 兼職同事
- ⑭ 陌生人／其他人〔請註明〕

請前往問題 Q22-R

注意：填入資料即成限閱文件

頁 4



所有資料將不記名及絕對保密，請放心如實作答

「沒有」吸食毒品，只需回答左方問題  
〔即 Q22-L 至 Q27-L〕

「曾經」吸食毒品，只需回答右方問題  
〔即 Q22-R 至 Q27-R〕

**Q22-L. 這些人在甚麼地方嘗試提供毒品給你？**  
(可多項選擇)

- 不適用，從沒有人給予我毒品 ①
- 自己家中 ②
- 朋友／同學／鄰居家中 ③
- 學校〔包括宿舍〕 ④
- 其他住宅單位〔如空置單位等〕 ⑤
- 網吧 ⑥
- 電子遊戲機中心 ⑦
- 卡拉 OK ⑧
- 酒吧 ⑨
- 其他樓上娛樂場所〔如樓上咖啡店、書店等〕 ⑩
- 戲院 ⑪
- 公眾遊樂場／球場／公園／公廁 ⑫
- 大廈梯間或大廈的公眾地方／後巷 ⑬
- 沙灘 ⑭
- 出租屋／渡假屋／酒店／其他出租地方 ⑮
- 商場／商店 ⑯
- 遊艇 ⑰
- 其他地方〔請註明〕 ⑱

**Q23-L. 如果你知道你的好朋友吸食毒品，  
你會怎樣做呢？**  
(可多項選擇)

- 裝作不知道 ①
- 甚麼也不做 ②
- 不知怎麼做 ③
- 告訴老師 ④
- 告訴社工 ⑤
- 告訴我自己的父母 ⑥
- 告訴他的父母 ⑦
- 直接與他對話了解情況 ⑧
- 勸他不要吸毒／鼓勵他戒毒 ⑨
- 鼓勵他向其他人（如社工）尋求協助 ⑩
- 疏遠他 ⑪
- 報警 ⑫
- 其他〔請註明〕 ⑬

請前往問題 Q24-L

**Q22-R. 你通常在哪些地方取得毒品？**  
(可多項選擇)

- 自己家中 ①
- 朋友／同學／鄰居家中 ②
- 學校〔包括宿舍〕 ③
- 其他住宅單位〔如空置單位等〕 ④
- 網吧 ⑤
- 電子遊戲機中心 ⑥
- 卡拉 OK ⑦
- 酒吧 ⑧
- 其他樓上娛樂場所〔如樓上咖啡店、書店等〕 ⑨
- 戲院 ⑩
- 公眾遊樂場／球場／公園／公廁 ⑪
- 大廈梯間或大廈的公眾地方／後巷 ⑫
- 沙灘 ⑬
- 出租屋／渡假屋／酒店／其他出租地方 ⑭
- 商場／商店 ⑮
- 遊艇 ⑯
- 其他地方〔請註明〕 ⑰

**Q23-R. 你通常會在哪些地方吸食毒品？**  
(可多項選擇)

- 自己家中 ①
- 朋友／同學／鄰居家中 ②
- 學校〔包括宿舍〕 ③
- 其他住宅單位〔如空置單位等〕 ④
- 網吧 ⑤
- 電子遊戲機中心 ⑥
- 卡拉 OK ⑦
- 酒吧 ⑧
- 其他樓上娛樂場所〔如樓上咖啡店、書店等〕 ⑨
- 戲院 ⑩
- 公眾遊樂場／球場／公園／公廁 ⑪
- 大廈梯間或大廈的公眾地方／後巷 ⑫
- 沙灘 ⑬
- 出租屋／渡假屋／酒店／其他出租地方 ⑭
- 商場／商店 ⑮
- 遊艇 ⑯
- 其他地方〔請註明〕 ⑰

請前往問題 Q24-R

注意：填入資料即成限閱文件

所有資料將不記名及絕對保密，請放心如實作答

「沒有」吸食毒品，只需回答左方問題  
〔即 Q24-L 至 Q27-L〕

「曾經」吸食毒品，只需回答右方問題  
〔即 Q24-R 至 Q27-R〕

**Q24-L. 你有沒有曾經接觸過任何有關禁毒的資訊？**  
如果「有」，哪些是主要的資訊來源？

完全沒有 ①

有，從...〔可多項選擇〕

電視，收音機及報紙等大眾傳播媒介 ②

學校課程 ③

禁毒講座 ④

禁毒活動〔如嘉年華會〕 ⑤

互聯網〔包括電郵／Blog／MSN／討論區〕 ⑥

志願青少年機構 ⑦

書本 ⑧

禁毒宣傳海報 ⑨

宣傳單張／展板 ⑩

香港賽馬會藥物資訊天地 ⑪

親人〔如父母、兄弟姊妹、長輩〕 ⑫

同學／朋友 ⑬

其他〔請註明〕 ⑭

**Q25-L. 你有沒有曾經參加下列的禁毒活動？**  
如果「有」，是哪些呢？

完全沒有 ①

有〔可多項選擇〕

研討會／講座 ②

課堂活動〔如專題研習〕 ③

嘉年華會 ④

戶外活動 ⑤

義務工作 ⑥

綜藝表演／音樂會 ⑦

電影欣賞 ⑧

電子、網上遊戲／短片／網劇 ⑨

話劇 ⑩

比賽〔如音樂、標語創作〕 ⑪

參觀〔如戒毒所〕 ⑫

其他〔請註明〕 ⑬

**Q24-R. 你吸食毒品的主要原因是甚麼？**  
〔可多項選擇〕

① 好奇

② 受朋輩影響

③ 尋求刺激

④ 解悶

⑤ 逃避不开心或不安的感覺

⑥ 減輕壓力

⑦ 炫耀

⑧ 跟潮流

⑨ 提神

⑩ 減肥

⑪ 止痛

⑫ 避免因沒有服食藥物而感到不適

⑬ 其他原因〔請註明〕

**Q25-R. 你有沒有曾經在香港以外的任何地方吸食毒品？**

① 沒有

② 有

你曾經在香港以外的哪些地方吸食毒品？

〔可多項選擇〕

③ 深圳

④ 廣州

⑤ 東莞

⑥ 珠海

⑦ 澳門

⑧ 其他中國城市

〔請註明〕

⑨ 海外地區

〔請註明〕

請前往問題 Q26-L

請前往問題 Q26-R

注意：填入資料即成限閱文件

頁 6

所有資料將不記名及絕對保密，請放心如實作答

「沒有」吸食毒品，只需回答左方問題  
〔即 Q26-L 至 Q27-L〕

「曾經」吸食毒品，只需回答右方問題  
〔即 Q26-R 至 Q27-R〕

**Q26-L. 下列哪些禁毒活動你會感興趣參加？**  
(可多項選擇)

- |                |   |
|----------------|---|
| 研討會／講座         | ① |
| 課堂活動〔如專題研習〕    | ② |
| 嘉年華會           | ③ |
| 戶外活動           | ④ |
| 義務工作           | ⑤ |
| 綜藝表演／音樂會       | ⑥ |
| 電影欣賞           | ⑦ |
| 電子、網上遊戲／短片／網劇  | ⑧ |
| 話劇             | ⑨ |
| 比賽〔如音樂、標語創作〕   | ⑩ |
| 參觀〔如戒毒所〕       | ⑪ |
| 其他〔請註明〕        | ⑫ |
| 我對以上活動完全沒有興趣參加 | ⑬ |

**Q27-L. 你最喜歡由誰傳遞禁毒資訊給你呢？**  
(只選一項)

- |                |   |
|----------------|---|
| 曾經吸毒人士         | ① |
| 父母             | ② |
| 其他親人〔如兄弟姊妹／長輩〕 | ③ |
| 老師             | ④ |
| 醫生及醫護人員        | ⑤ |
| 社工             | ⑥ |
| 政府官員           | ⑦ |
| 電視／電影明星或流行歌手   | ⑧ |
| 有名的運動員         | ⑨ |
| 朋友／同學          | ⑩ |
| 其他〔請註明〕        | ⑪ |

請前往問題 Q28

**Q26-R. 你曾否在過去十二個月吸食毒品？**

- ① 沒有  
② 有
- 你曾否在過去三十天吸食毒品？
- ③ 沒有  
④ 有
- 在過去三十天內，你吸食毒品有多頻密？
- ⑤ 每日  
⑥ 每星期兩、三日  
⑦ 每星期  
⑧ 每兩星期  
⑨ 每月

**Q27-R. 你有沒有曾經因為吸食毒品問題（除金錢問題外）而向他人求助？**  
如果「有」，是誰給你最大幫助呢？

- ① 完全沒有  
有，給我最大幫助的人是… (只選一項)
- ② 同學  
③ 男／女朋友  
④ 網友  
⑤ 其他朋友  
⑥ 父母  
⑦ 兄弟姊妹  
⑧ 老師  
⑨ 其他親人〔如長輩〕  
⑩ 學校社工  
⑪ 外展社工／輔導員  
⑫ 醫生及醫護人員  
⑬ 戒毒機構社工／輔導員  
⑭ 警方的學校聯絡主任  
⑮ 神職人員／教牧人員  
⑯ 其他人〔請註明〕

請前往問題 Q28

注意：填入資料即成限閱文件

頁 7

所有資料將不記名及絕對保密，請放心如實作答

## 第五部分：生活經驗和自我形象

Q28.你是否同意以下句子？

	不同意	同意
i. 我非常容易受朋友影響。	①	②
ii. 如果我盡力去做的話，我總是能夠解決難題的。	①	②
iii. 總括來說，我對自己感到滿意。	①	②
iv. 我的父母關注我的感受。	①	②
v. 我覺得自己在學校裡佔有重要的位置。	①	②
vi. 在朋友之間我常常有自己的主意。	①	②
vii. 我有自信能有效地應付任何突如其來的事情。	①	②
viii. 當我遇到困難，我很容易放棄。	①	②
ix. 我的朋友不可以做違法或違規的事情。	①	②
x. 有些時候，我會覺得自己是一無是處。	①	②
xi. 我常常會不遵守校規。	①	②
xii. 與別人爭執時我會以「心平氣和」的態度來解決問題。	①	②

Q29.在過去的六個月，你有沒有遇到以下的情況呢？

	沒有	有
i. 被同學欺負	①	②
ii. 被學校記缺點、小過、大過或收警告信	①	②
iii. 被流氓騷擾	①	②
iv. 和父親或母親超過一星期沒見面	①	②

Q30.在過去的六個月，你有沒有做過以下的事情呢？

	沒有	有
i. 逃學	①	②
ii. 偷東西	①	②
iii. 離家出走	①	②
iv. 毆打他人	①	②
v. 與黑社會來往	①	②
vi. 午夜在街上流連	①	②

～ 問卷完成，多謝參與 ～

注意：填入資料即成限閱文件

頁 8



**The 2011 / 12 Survey of Drug Use among Students**  
**Commissioned by the Narcotics Division, Security Bureau**  
**Executed by Consumer Search Hong Kong Ltd**

### SECTION 1 : BACKGROUND INFORMATION

We would like to collect some background information from you to facilitate statistical analysis. Data collected will be treated as strictly confidential and used for statistical analysis only.

**Q1. Type of school**

- ① Primary School – Whole Day      ② Primary School – AM Session      ③ Primary School – PM Session

**Q2. Level of study**

- ① Primary 4 (Grade 4)      ② Primary 5 (Grade 5)      ③ Primary 6 (Grade 6)

**Q3. Age**

- ① 6 years old or below    ② 7 years old    ③ 8 years old    ④ 9 years old    ⑤ 10 years old  
 ⑥ 11 years old    ⑦ 12 years old    ⑧ 13 years old    ⑨ 14 years old    ⑩ 15 years old or above

**Q4. Gender**

- ① Male      ② Female

**Q5. In which district do you live in?**

**Hong Kong Island**

- ① Central and Western  
 ② Wanchai  
 ③ Eastern  
 ④ Southern

**Kowloon**

- ⑤ Yau Tsim Mong  
 ⑥ Sham Shui Po  
 ⑦ Kowloon City  
 ⑧ Wong Tai Sin  
 ⑨ Kwun Tong

**New Territories**

- ⑩ Kwai Tsing  
 ⑪ Tsuen Wan  
 ⑫ Tuen Mun  
 ⑬ Yuen Long  
 ⑭ Northern

**Mainland**

- ⑮ Tai Po    ⑯ Shenzhen  
 ⑰ Shatin    ⑳ Other cities in China  
 ⑱ Sai Kung  
 ㉑ Islands

- ㉒ Others / uncertain

(please specify the name of street / building)

**Q6. Are your parents living with you?**

- ① Both my parents are living with me      ② Only my father is living with me  
 ③ Only my mother is living with me      ④ Both my parents are not living with me

**Q7. Were you born in Hong Kong?**

- ① Yes, I was born in Hong Kong

No, I have lived in Hong Kong for...

- ② 7 years or above    ③ 4 – 6 years    ④ 1 – 3 years    ⑤ Less than 1 year

**Q8. What type of housing is your family living in?**

- ① Public rental housing (e.g. public housing estates, interim housing)      ③ Private housing (Two bedrooms or below)      ⑤ Temporary housing  
 ② Subsidised sale flat (e.g. Home Ownership Scheme Housing, Tenants Purchase Scheme Housing)      ④ Private housing (Three bedrooms or above)      ⑥ Staff quarters

- ⑦ Others / uncertain (please specify the name of building / estate)

**Q9. Do your parents own a car (excluding motorbikes and commercial vehicles such as taxis)?**

- ① No      ② Yes

RESTRICTED when entered with data

Please rest assured and be completely honest when you answer the questions.  
No name will be recorded and all information provided will be kept strictly confidential.

## SECTION 2 : HABITS

**Q10. What do you do mostly in your free time?** (multiple answers are allowed)

- |                                   |  |  |
|-----------------------------------|--|--|
| ① Chat with friends               | ⑧ Watch TV / listen to the radio or music  | ⑭ Play musical instruments / drawing / dancing / other cultural activities |
| ② Chat / play with family         | ⑨ Hanging around at home / sleep   | ⑮ Surf the Internet  |
| ③ Watch movies                    | ⑩ Do sports / outdoor activities (e.g. outing / hiking)                                    | ⑯ Play electronic games at home (including video games / computer games)   |
| ④ Shopping / wandering on streets | ⑪ Go to karaoke / bars or clubs  | ⑰ Play electronic games in cyber cafés / video games centres               |
| ⑤ Participate in voluntary work   | ⑫ Participate in extra-curricular activities (e.g. scouts and guides / society activities) | ⑱ Participate in church / religious activities                             |
| ⑥ Read books                      | ⑬ Play in friends' and relatives' home (e.g. attend parties)                               | ⑲ Others (please specify)  |
| ⑦ Read comics                     |  |  |

**Q11. What do you usually do when surfing the Internet?** (multiple answers are allowed)

- |   |   |  |
|---|---|--|
| ① I do not have the habit of surfing the Internet                             | ⑤ Go to discussion forums / chat rooms / message boards etc             | ⑧ Browse websites (e.g. read newspaper / comics etc) |
| ② Play online games   | ⑥ Watch YouTube / video clips / TV shows / movies                       | ⑨ Download photos / songs etc                        |
| ③ Make friends online   | ⑦ Find information (e.g. through Wikipedia / map search / route search) | ⑩ Others (please specify)                            |
| ④ Chat / share with friends (e.g. through email / MSN / QQ / Facebook / blog) |   |  |

## SECTION 3 : USE OF ALCOHOL AND TOBACCO

**Q12. Have you ever drunk any alcoholic beverages?**

("Alcoholic beverages" include hard liquor, red / white wine, beer, cocktail, shandy, cooler and spirits.)

No ① Yes ②

If "No", answer questions in the LEFT column only  
(i.e. Q13-L)

If "Yes", answer questions in the RIGHT column only  
(i.e. Q13-R)

**Q13-L. Why don't you drink alcohol?**

(multiple answers are allowed)

- |  |   |
|--|---|
| Alcohol is harmful to health                           | ① |
| I am not old enough to drink / buy alcoholic beverages | ② |
| My friends do not drink                                | ③ |
| My parents do not allow me to drink                    | ④ |
| I am not interested in drinking                        | ⑤ |
| I do not like the image of drinkers                    | ⑥ |
| I have no money  | ⑦ |
| I have no chance to drink alcohol                      | ⑧ |
| I do not like the taste of alcohol                     | ⑨ |
| I do not like having a hangover                        | ⑩ |
| Others (please specify)                                | ⑪ |

Go to question Q14

**Q13-R. Did you drink in the past 12 months?**

- |       |
|-------|
| ① No  |
| ② Yes |

If "Yes", did you drink in the past 30 days?

- |       |
|-------|
| ③ No  |
| ④ Yes |

Go to question Q14

RESTRICTED when entered with data

Page2

Please rest assured and be completely honest when you answer the questions.  
No name will be recorded and all information provided will be kept strictly confidential.

**Q14. Have you ever smoked before?**  
(“Smoking” refers to the use of tobacco products including cigarettes, cigars and pipe tobacco.)

No ① Yes ②

If “No”, answer questions in the LEFT column only (i.e. Q15-L)

If “Yes”, answer questions in the RIGHT column only (i.e. Q15-R)

**Q15-L. Why don't you smoke?**  
(multiple answers are allowed)

Smoking is harmful to health ①

I am not old enough to smoke / buy tobacco products ②

My friends do not smoke ③

My parents do not allow me to smoke ④

I am not interested in smoking ⑤

I do not like the image of smokers ⑥

Tobacco products become more expensive ⑦

I have no chance to smoke ⑧

I do not like the smell of smoking ⑨

Smoking is banned in more public places ⑩

Others (please specify) ⑪

Go to question Q16

**Q15-R. Did you smoke in the past 12 months?**

① No

② Yes

If “Yes”, did you smoke in the past 30 days?

③ No

④ Yes

Go to question Q16

## SECTION 4 : USE OF DRUGS

“Drugs” refer to any substances listed in questions Q20-L and Q20-R or any substances that will harm the mental health of a person. Common drugs are heroin, ketamine, ecstasy and ice, etc.

**Q16. Have you ever seen in person the actual substances of the following items (If you have seen them in the pictures / videos / exhibits shown on TV, books or other media, it does not count)?**

(multiple answers are allowed)

- |  |                                       |  |                |
|--|---------------------------------------|--|----------------|
| ① Heroin   | ④ Cannabis (Grass / Marijuana / Weed) | ⑦ Ketamine (K)   | ⑨ Give-me-five |
| ② Cocaine  | ⑤ Ice                                 | ⑧ K2   | ⑩ Meow Meow    |
| ③ Ecstasy (XTC)  | ⑥ Halcion (Dormicum)                  | ⑪ I have seen other actual substances (please specify) |                |
| ⑫ I have never seen any of the above actual substances |                                       |  |                |

**Q17. Do you personally know anyone who uses drugs? If “yes”, who?**

- ① No
- ② Yes, they are my... (multiple answers are allowed)
- |                          |                 |                           |
|--------------------------|-----------------|---------------------------|
| ③ schoolmates            | ⑥ other friends | ⑨ brothers / sisters      |
| ④ boyfriend / girlfriend | ⑦ neighbours    | ⑩ relatives               |
| ⑤ online friends         | ⑧ parents       | ⑪ others (please specify) |

**Q18. Do you think it is okay for people to use drugs?**

- ① I think it is not okay for people to use drugs
- ② I think it is okay for people to use drugs in a specific occasion (e.g. at parties or when feeling unhappy etc)
- ③ I think it is okay for people to use drugs habitually

RESTRICTED when entered with data

Page3



Please rest assured and be completely honest when you answer the questions.  
No name will be recorded and all information provided will be kept strictly confidential.

**Q19. Have you ever used drugs?** (No name will be recorded, all information provided will be kept strictly confidential and will only be used for statistical analysis.)

No ① Yes ②

If "No", answer questions in the LEFT column only  
(i.e. Q20-L to Q27-L)

If "Yes", answer questions in the RIGHT column only  
(i.e. Q20-R to Q27-R)

**Q20-L. Do you know about any of these drugs?** (multiple answers are allowed)

- Heroin ①
- Codeine/ Cough Medicines (except for medical uses) ②
- Cocaine ③
- Ecstasy (MDMA/ XTC) ④
- Cannabis (Grass / Marijuana / Weed) ⑤
- Ice ⑥
- Halcion (Dormicum) ⑦
- Ketamine (K / Ket / K Zai) ⑧
- K2 ⑨
- Give-me-five ⑩
- Thinner / Glue / Other organic solvent (except for proper uses) ⑪
- Meow Meow ⑫
- None of the above ⑬

**Q21-L. Have you ever been offered any drugs?**  
If "yes", who offered you the drugs?

No ①

Yes (multiple answers are allowed)

- Schoolmates ②
- Boyfriend / girlfriend ③
- Online friends ④
- Other friends ⑤
- Friends of friends ⑥
- Parents ⑦
- Brothers / sisters ⑧
- Relatives ⑨
- Neighbours ⑩
- Drug dealers ⑪
- Staff of entertainment venues ⑫
- Part-time colleagues ⑬
- Strangers/ Others (please specify) ⑭

Go to question Q22-L

**Q20-R. Which of these have you ever used?**  
(multiple answers are allowed)

- ① Heroin
- ② Codeine/ Cough Medicines (except for medical uses)
- ③ Cocaine
- ④ Ecstasy (MDMA/ XTC)
- ⑤ Cannabis (Grass / Marijuana / Weed)
- ⑥ Ice
- ⑦ Halcion (Dormicum)
- ⑧ Ketamine (K / Ket / K Zai)
- ⑨ K2
- ⑩ Give-me-five
- ⑪ Thinner / Glue / Other organic solvent (except for proper uses)
- ⑫ Meow Meow
- ⑬ Others (please specify)

**Q21-R. Who gave drugs to you?**  
(multiple answers are allowed)

- ① Schoolmates
- ② Boyfriend / girlfriend
- ③ Online friends
- ④ Other friends
- ⑤ Friends of friends
- ⑥ Parents
- ⑦ Brothers / sisters
- ⑧ Relatives
- ⑨ Neighbours
- ⑩ Drug dealers
- ⑪ Staff of pharmacies
- ⑫ Staff of entertainment venues
- ⑬ Part-time colleagues
- ⑭ Strangers/ Others (please specify)

Go to question Q22-R

RESTRICTED when entered with data

Page4

Please rest assured and be completely honest when you answer the questions.  
No name will be recorded and all information provided will be kept strictly confidential.

If you **HAVEN'T** used drugs, answer questions in the **LEFT**  
column only (i.e. Q22-L to Q27-L)

If you **HAVE** used drugs, answer questions in the **RIGHT**  
column only (i.e. Q22-R to Q27-R)

**Q22-L. Where were you offered the drugs?**

(multiple answers are allowed)

- Not applicable. I have never been offered any drugs ①
- At home ②
- Friends' / schoolmates' / neighbours' home ③
- School (including dormitory) ④
- Other residential flats (e.g. vacant flats etc) ⑤
- Internet café / cyber café ⑥
- Video game centre ⑦
- Karaoke ⑧
- Bar, pub or club ⑨
- Other upstairs entertainment venues (e.g. upstairs cafes / bookstores etc) ⑩
- Cinema ⑪
- Public playground / park / public toilet ⑫
- Staircase or public area in building / back alley ⑬
- Beach ⑭
- Holiday rental resort / rental place / hotel / other rental places ⑮
- Shopping mall / retail shop ⑯
- Yacht ⑰
- Other places (please specify) ⑱

**Q23-L. What will you do if you know your close friends use drugs?**

(multiple answers are allowed)

- Pretend I do not know ①
- Do nothing ②
- Do not know what to do ③
- Tell my teachers ④
- Tell social workers ⑤
- Tell my parents ⑥
- Tell their parents ⑦
- Ask them why they are taking drugs ⑧
- Tell them not to take drugs / encourage them to quit drugs ⑨
- Tell them to seek help from others (e.g. social workers) ⑩
- Stay away from them ⑪
- Call the police ⑫
- Others (please specify) ⑬

Go to question Q24-L

**Q22-R. Where do you usually obtain drugs?**

(multiple answers are allowed)

- ① At home
- ② Friends' / schoolmates' / neighbours' home
- ③ School (including dormitory)
- ④ Other residential flats (e.g. vacant flats etc)
- ⑤ Internet café / cyber café
- ⑥ Video game centre
- ⑦ Karaoke
- ⑧ Bar, pub or club
- ⑨ Other upstairs entertainment venues (e.g. upstairs cafes / bookstores etc)
- ⑩ Cinema
- ⑪ Public playground / park / public toilet
- ⑫ Staircase or public area in building / back alley
- ⑬ Beach
- ⑭ Holiday rental resort / rental place / hotel / other rental places
- ⑮ Shopping mall / retail shop
- ⑯ Yacht
- ⑰ Other places (please specify)

**Q23-R. Where do you usually use drugs?**

(multiple answers are allowed)

- ① At home
- ② Friends' / schoolmates' / neighbours' home
- ③ School (including dormitory)
- ④ Other residential flats (e.g. vacant flats etc)
- ⑤ Internet café / cyber café
- ⑥ Video game centre
- ⑦ Karaoke
- ⑧ Bar, pub or club
- ⑨ Other upstairs entertainment venues (e.g. upstairs cafes / bookstores etc)
- ⑩ Cinema
- ⑪ Public playground / park / public toilet
- ⑫ Staircase or public area in building / back alley
- ⑬ Beach
- ⑭ Holiday rental resort / rental place / hotel / other rental places
- ⑮ Shopping mall / retail shop
- ⑯ Yacht
- ⑰ Other places (please specify)

Go to question Q24-R

RESTRICTED when entered with data

Page5

Please rest assured and be completely honest when you answer the questions.  
No name will be recorded and all information provided will be kept strictly confidential.

If you **HAVEN'T** used drugs, answer questions in the **LEFT**  
column only (i.e. Q24-L to Q27-L)

If you **HAVE** used drugs, answer questions in the **RIGHT**  
column only (i.e. Q24-R to Q27-R)

**Q24-L. Have you ever heard of any anti-drug messages? If "yes", which is the main source(s) of such information?**

No ①

Yes, from... (multiple answers are allowed)

- mass media such as TV, radio, newspaper etc ②
- school curriculum / materials ③
- anti-drug talks ④
- anti-drug activities (e.g. carnivals) ⑤
- the Internet (including email / blog / MSN / discussion forums) ⑥
- NGOs (voluntary youth agencies) ⑦
- books ⑧
- anti-drug posters ⑨
- anti-drug leaflets / billboards ⑩
- the Hong Kong Jockey Club Drug InfoCentre ⑪
- relatives (e.g. parents / brothers / sisters / seniors) ⑫
- schoolmates / friends ⑬
- Other sources (please specify) ⑭

**Q25-L. Have you ever participated in these anti-drug activities? If "yes", which one(s)?**

No ①

Yes (multiple answers are allowed)

- Seminars / talks ②
- Classroom activities (e.g. project work) ③
- Carnivals ④
- Outdoor activities ⑤
- Voluntary work ⑥
- Variety shows / concerts ⑦
- Movies ⑧
- Video or online games / video clips / online drama ⑨
- Drama ⑩
- Competitions (e.g. music / slogan-making) ⑪
- Visits (e.g. rehabilitation / treatment centres) ⑫
- Others (please specify) ⑬

Go to question Q26-L

**Q24-R. Why did you use drugs?**  
(multiple answers are allowed)

- ① Curiosity
- ② Friends' influence
- ③ To seek excitement
- ④ Feeling bored / nothing else to do
- ⑤ To get away from depression / anxiety
- ⑥ To get away from stress
- ⑦ To show off
- ⑧ To be cool
- ⑨ To keep myself awake and focused
- ⑩ To lose weight
- ⑪ To kill pain
- ⑫ To avoid discomfort of drugs absence
- ⑬ Other reasons (please specify)

**Q25-R. Have you ever used drugs in any places outside Hong Kong?**

① No

② Yes

Except for Hong Kong, where have you ever used drugs?

(multiple answers are allowed)

- ③ Shenzhen
- ④ Guangzhou
- ⑤ Dongguan
- ⑥ Zhuhai
- ⑦ Macau
- ⑧ Other cities in China (please specify)
- ⑨ Overseas (please specify)

Go to question Q26-R



Please rest assured and be completely honest when you answer the questions.  
No name will be recorded and all information provided will be kept strictly confidential.

If you **HAVEN'T** used drugs, answer questions in the **LEFT**  
column only (i.e. Q26-L to Q27-L)

If you **HAVE** used drugs, answer questions in the **RIGHT**  
column only (i.e. Q26-R to Q27R)

**Q26-L. Which of these activities would you like to participate in?** (multiple answers are allowed)

- Seminars / talks ①
- Classroom activities (e.g. project work) ②
- Carnivals ③
- Outdoor activities ④
- Voluntary work ⑤
- Variety shows / concerts ⑥
- Movies ⑦
- Video or online games / video clips / online drama ⑧
- Drama ⑨
- Competitions (e.g. music / slogan-making) ⑩
- Visits (e.g. rehabilitation / treatment centres) ⑪
- Others (please specify) ⑫
- None of the above ⑬

**Q27-L. Who would you like the most to give you drug information?** (choose **one** only)

- Ex-drug abusers ①
- Parents ②
- Other relatives (e.g. brothers / sisters / seniors) ③
- Teachers ④
- Doctors and medical staff ⑤
- Social workers ⑥
- Government officials ⑦
- TV / movie stars or pop singers ⑧
- Famous athletes ⑨
- Friends / schoolmates ⑩
- Others (please specify) ⑪

Go to question Q28

**Q26-R. Did you use drugs in the past 12 months?**

- ① No
  - ② Yes
- Did you use drugs in the past 30 days?
- ③ No
  - ④ Yes
- In the past 30 days, how frequent did you use drugs?
- ⑤ Everyday
  - ⑥ 2 – 3 days per week
  - ⑦ Every week
  - ⑧ Every 2 weeks
  - ⑨ Every month

**Q27-R. Have you ever sought help from others in dealing with problems resulting from using drugs (except lack of money)?**  
If "yes", who gave you the **greatest** help?

- ① No
- Yes, I got the **greatest** help from... (choose **one** only)
- ② Schoolmates
- ③ Boyfriend / girlfriend
- ④ Online friends
- ⑤ Other friends
- ⑥ Parents
- ⑦ Brothers / sisters
- ⑧ Teachers
- ⑨ Other relatives (e.g. seniors)
- ⑩ School social workers
- ⑪ Outreaching social workers / counsellors
- ⑫ Doctors and medical staff
- ⑬ Social workers / counsellors in drug treatment organizations
- ⑭ Police School Liaison Officer
- ⑮ Clergies / churchmen
- ⑯ Others (please specify)

Go to question Q28

Please rest assured and be completely honest when you answer the questions.  
No name will be recorded and all information provided will be kept strictly confidential.

## SECTION 5 : EXPERIENCE AND SELF-IMAGE

### Q28. Do you agree with these sentences?

	Disagree	Agree
i. I am influenced by my friends easily.	①	②
ii. I can always manage to solve difficult problems if I try hard enough.	①	②
iii. Most of the time, I am satisfied with myself.	①	②
iv. My parents care about my feelings.	①	②
v. I feel I am well-liked in school.	①	②
vi. I always have my own idea among my group of friends.	①	②
vii. I am confident that I could deal efficiently with unexpected events.	①	②
viii. I give up very easily when I am challenged.	①	②
ix. My friends do not do anything that breaks the law.	①	②
x. Sometimes I think I am no good at all.	①	②
xi. I often break school rules.	①	②
xii. I handle arguments calmly.	①	②

### Q29. Did you experience the following situations in the past 6 months?

	No	Yes
i. Bullied by schoolmates	①	②
ii. Warned by school	①	②
iii. Harassed by gangsters / triad members	①	②
iv. Have not seen mom or dad for more than a week	①	②

### Q30. Did you do the following in the past 6 months?

	No	Yes
i. Skipped school	①	②
ii. Stole things	①	②
iii. Ran away from home	①	②
iv. Beat someone	①	②
v. Had contact with gangsters / triad members	①	②
vi. Roaming around at night	①	②

~ End of questionnaire. Thank you for your participation. ~



S-Chi

## 二零一一／一二年 學生服用藥物情況調查

保安局 禁毒處 委託

精確市場研究中心 進行

### 第一部分：背景資料

爲了幫助統計分析，這個研究需要了解一些你的基本資料。這些資料將會絕對保密，只作整體統計分析之用。

#### Q1. 班級

- ① 中一
- ② 中二
- ③ 中三

- ④ 中四
- ⑤ 中五
- ⑥ 中六
- ⑦ 中七

- ⑧ 毅進計劃課程〔全日制〕
- ⑨ 證書課程〔全日制〕
- ⑩ 文憑課程〔全日制〕
- ⑪ 副學士預科課程〔全日制〕

- ⑫ 副學士課程〔全日制〕
- ⑬ 學士課程〔全日制〕
- ⑭ 其他非全日制課程

#### Q2. 年齡

- ① 10 歲或以下
- ② 11 歲
- ③ 12 歲

- ④ 13 歲
- ⑤ 14 歲
- ⑥ 15 歲

- ⑦ 16 歲
- ⑧ 17 歲
- ⑨ 18 歲

- ⑩ 19 歲
- ⑪ 20 歲
- ⑫ 21 歲

- ⑬ 22 歲
- ⑭ 23 歲或以上

#### Q3. 性別

- ① 男

- ② 女

#### Q4. 居住地區

##### 香港島

- ① 中西區
- ② 灣仔區
- ③ 東區
- ④ 南區

##### 九龍

- ⑤ 油尖旺區
- ⑥ 深水埗區
- ⑦ 九龍城區
- ⑧ 黃大仙區
- ⑨ 觀塘區

##### 新界

- ⑩ 葵青區
- ⑪ 荃灣區
- ⑫ 屯門區
- ⑬ 元朗區
- ⑭ 北區

##### 內地

- ⑮ 大埔區
- ⑯ 沙田區
- ⑰ 西貢區
- ⑱ 離島區

- ⑲ 深圳
- ⑳ 其他中國城市

- ㉑ 其他／不清楚

〔請註明街道／樓宇名稱〕

#### Q5. 父母是否與你同住？

- ① 父母親都與我同住
- ② 只有父親與我同住
- ③ 只有母親與我同住
- ④ 父母親都不是與我同住

#### Q6. 你是否在香港出生？

- ① 是，我在香港出生

否，我在港居住了...

- ② 7 年或以上
- ③ 4 至 6 年
- ④ 1 至 3 年
- ⑤ 少於 1 年

注意：填入資料即成限閱文件

所有資料將不記名及絕對保密，請放心如實作答

Q7. 以你所知，你家庭的每月總收入是多少？

- ① \$6,000 以下
- ② \$6,000 至 \$9,999
- ③ \$10,000 至 \$19,999
- ④ \$20,000 至 \$49,999
- ⑤ \$50,000 至 \$79,999
- ⑥ \$80,000 或以上
- ⑦ 不知道

Q8. 你現在居住的房屋類型是甚麼？

- ① 公營租住單位〔例如：公屋、中轉屋等〕
- ② 資助出售單位〔例如：居屋、自置公屋等〕
- ③ 私人住宅〔兩房或以下〕
- ④ 私人住宅〔三房或以上〕
- ⑤ 臨時房屋
- ⑥ 員工宿舍
- ⑦ 其他／不清楚

〔請註明樓宇／屋苑名稱〕

## 第二部分：生活習慣

Q9. 在空閒時，你通常會做甚麼？〔可多項選擇〕

- |            |                    |                      |
|------------|--------------------|----------------------|
| ① 同朋友聊天    | ⑧ 睇電視／聽電台節目或音樂     | ⑭ 玩樂器／畫畫／跳舞／其他文化活動   |
| ② 同屋企人玩／聊天 | ⑨ 在家無所事事／睡覺        | ⑮ 上網                 |
| ③ 睇電影      | ⑩ 做運動／戶外活動〔如郊遊／遠足〕 | ⑯ 在家中打機〔包括電視／電腦遊戲機等〕 |
| ④ 購物／逛街    | ⑪ 去卡拉 OK／酒吧        | ⑰ 到網吧／機舖打機           |
| ⑤ 參與義工服務   | ⑫ 參加課外活動〔如童軍／學會活動〕 | ⑱ 參加教會或宗教活動          |
| ⑥ 閱讀       | ⑬ 到親友家中玩〔如參加派對〕    | ⑲ 其他〔請註明〕            |
| ⑦ 睇漫畫      |                    |                      |

Q10. 在上網時，你通常會做甚麼？〔可多項選擇〕

- |   |                        |                  |
|---|------------------------|------------------|
| ① 我沒有上網的習慣                                  | ⑤ 上討論區／聊天室／留言板等        | ⑧ 瀏覽網頁〔如看報紙／漫畫等〕 |
| ② 玩網上遊戲                                     | ⑥ 睇 YouTube／短片／電視節目／電影 | ⑨ 下載相片／歌曲等       |
| ③ 網上交友                                      | ⑦ 搵資料〔如看維基百科／查地圖／查交通〕  | ⑩ 其他〔請註明〕        |
| ④ 同朋友聊天／分享〔如發電郵／玩 MSN、QQ／玩 Facebook／寫 blog〕 |                        |                  |

注意：填入資料即成限閱文件

頁 2

所有資料將不記名及絕對保密，請放心如實作答

### 第三部分：飲酒和吸煙

#### Q11. 你有沒有曾經飲酒？

（「酒」指各類含酒精飲料，例如白蘭地、威士忌、紅酒、白酒、啤酒、雞尾酒、仙地或含酒精成份的果汁。）

沒有 ① ② 有

「沒有」飲酒，只需回答左方問題  
〔即 Q12-L 至 Q14-L〕

「有」飲酒，只需回答右方問題  
〔即 Q12-R 至 Q14-R〕

#### Q12-L. 你不飲酒的原因是甚麼？〔可多項選擇〕

- 飲酒會損害健康 ①
- 我未夠年齡飲酒／購買酒 ②
- 我的朋友沒有飲酒 ③
- 我的父母不准我飲酒 ④
- 我沒有興趣飲酒 ⑤
- 我不喜歡飲酒者的形象 ⑥
- 我沒有金錢買酒 ⑦
- 我沒有機會飲酒 ⑧
- 我不喜歡酒的味道 ⑨
- 我不喜歡飲酒後帶來的不適 ⑩
- 其他〔請註明〕 ⑪

#### Q13-L. 你家裡有沒有人有每星期都飲酒的習慣呢？

- 完全沒有 ①
- 有，我的〔可多項選擇〕
- 父親 ②
  - 母親 ③
  - 兄弟姐妹 ④
  - 親戚 ⑤
  - 其他〔請註明〕 ⑥

#### Q14-L. 你是否接受別人有每星期都飲酒的習慣呢？

- 不接受 ①
- 接受 ②

請前往問題 Q15

#### Q12-R. 你第一次飲酒係幾多歲？〔只選一項〕

- ① 10 歲或以下
- ② 11-12 歲
- ③ 13-14 歲
- ④ 15-16 歲
- ⑤ 17-18 歲
- ⑥ 19-20 歲
- ⑦ 21 歲或以上
- ⑧ 我記不起

#### Q13-R. 你曾否在過去十二個月飲酒？

- ① 沒有
  - ② 有
- 如「有」，你曾否在過去三十天飲酒？
- ③ 沒有
  - ④ 有

#### Q14-R. 對上一次你在甚麼場合飲酒？〔只選一項〕

- ① 與朋友玩樂〔如聊天、派對〕
- ② 與家人一起〔如晚飯、飲宴〕
- ③ 自己一個〔如不开心時〕
- ④ 其他場合〔請註明〕

請前往問題 Q15

注意：填入資料即成限閱文件

頁 3

所有資料將不記名及絕對保密，請放心如實作答

**Q15. 你有沒有曾經吸煙？**（「煙」是指各類煙草製品，例如香煙、雪茄或煙斗用煙絲。）

沒有 ① ② 有

「沒有」吸煙，只需回答左方問題

〔即 Q16-L 至 Q18-L〕

「有」吸煙，只需回答右方問題

〔即 Q16-R 至 Q18-R〕

**Q16-L. 你不吸煙的原因是甚麼？**〔可多項選擇〕

- 吸煙會損害健康 ①
- 我未夠年齡吸煙／購買煙 ②
- 我的朋友沒有吸煙 ③
- 我的父母不准我吸煙 ④
- 我沒有興趣吸煙 ⑤
- 我不喜歡吸煙者的形象 ⑥
- 因為煙草產品越來越貴 ⑦
- 我沒有機會吸煙 ⑧
- 我不喜歡煙的氣味 ⑨
- 因為越來越多地方不准吸煙 ⑩
- 其他〔請註明〕 ⑪

**Q17-L. 你家裡有沒有人有每天吸煙的習慣呢？**

- 完全沒有 ①
- 有，我的〔可多項選擇〕
- 父親 ②
  - 母親 ③
  - 兄弟姊妹 ④
  - 親戚 ⑤
  - 其他〔請註明〕 ⑥

**Q18-L. 你是否接受別人有每天吸煙的習慣呢？**

- 不接受 ①
- 接受 ②

請前往問題 Q19

**Q16-R. 你第一次吸煙係幾多歲？**〔只選一項〕

- ① 10 歲或以下
- ② 11-12 歲
- ③ 13-14 歲
- ④ 15-16 歲
- ⑤ 17-18 歲
- ⑥ 19-20 歲
- ⑦ 21 歲或以上
- ⑧ 我記不起

**Q17-R. 你曾否在過去十二個月吸煙？**

- ① 沒有
  - ② 有
- 如「有」，你曾否在過去三十天吸煙？
- ③ 沒有
  - ④ 有

**Q18-R. 對上一次你在甚麼場合吸煙？**〔只選一項〕

- ① 與朋友玩樂〔如聊天、派對〕
- ② 與家人一起〔如晚飯、飲宴〕
- ③ 自己一個〔如不开心時〕
- ④ 其他場合〔請註明〕

請前往問題 Q19

注意：填入資料即成限閱文件

頁 4



所有資料將不記名及絕對保密，請放心如實作答

#### 第四部分：吸食毒品

「毒品」是指列載於問題 23-L 及 23-R 中的任何物質或其他危害精神的物品。常見毒品有海洛英、氯胺酮、搖頭丸和冰毒等。

Q19. 你親眼見過以下哪種毒品的實物（不包括在電視、書本或其他媒體所見的照片、片段或展覽品）？

〔可多項選擇〕

- |                  |            |              |                        |
|------------------|------------|--------------|------------------------|
| ① 白粉〔海洛英〕        | ④ 大麻〔草〕    | ⑦ K 仔〔茄／氯胺酮〕 | ⑨ 五仔〔哈哈笑／Give-me-five〕 |
| ② 可卡因            | ⑤ 冰毒       | ⑧ K2         | ⑩ 喵喵〔Meow Meow〕        |
| ③ 搖頭丸〔忘我／E 仔〕    | ⑥ 藍精靈〔白瓜子〕 | ⑪ 我看過其他毒品    | 〔請註明〕                  |
| ⑫ 我完全沒有見過以上毒品的實物 |            |              |                        |

Q20. 在你認識的人當中，有沒有人吸食毒品？如果「有」，是誰呢？

① 完全沒有

② 有，他們是我的...

〔可多項選擇〕

- |           |        |            |
|-----------|--------|------------|
| ③ 同學      | ⑥ 其他朋友 | ⑨ 兄弟姊妹     |
| ④ 男朋友／女朋友 | ⑦ 鄰居   | ⑩ 親戚       |
| ⑤ 網友      | ⑧ 父母   | ⑪ 其他人〔請註明〕 |

Q21. 你是否接受別人吸食毒品？

- ① 我不接受別人吸食毒品
- ② 我接受別人在某些情況下〔如在派對裡、不開心時等〕吸食毒品
- ③ 我接受別人有吸食毒品的習慣

Q22. 你有沒有曾經吸食毒品？（所有資料將不記名及絕對保密，並只作整體統計分析用途）

沒有 ① ② 有

「沒有」吸食毒品，只需回答左方問題  
〔即 Q23-L 至 Q33-L〕

「曾經」吸食毒品，只需回答右方問題  
〔即 Q23-R 至 Q33-R〕

Q23-L. 你曾經聽聞下列哪種毒品呢？

〔可多項選擇〕

- |                        |   |
|------------------------|---|
| 白粉〔海洛英〕                | ① |
| 咳水／咳丸〔醫療用途除外〕          | ② |
| 可卡因                    | ③ |
| 搖頭丸〔忘我／E 仔〕            | ④ |
| 大麻〔草〕                  | ⑤ |
| 冰毒                     | ⑥ |
| 藍精靈〔白瓜子〕               | ⑦ |
| K 仔〔茄／氯胺酮〕             | ⑧ |
| K2                     | ⑨ |
| 五仔〔哈哈笑／Give-me-five〕   | ⑩ |
| 天拿水／強力膠／其他有機溶劑〔正常用途除外〕 | ⑪ |
| 喵喵〔Meow Meow〕          | ⑫ |
| 以上的毒品均沒有聽聞             | ⑬ |

請前往問題 Q24-L

Q23-R. 你曾經吸食下列哪種毒品呢？

〔可多項選擇〕

- |                          |
|--------------------------|
| ① 白粉〔海洛英〕                |
| ② 咳水／咳丸〔醫療用途除外〕          |
| ③ 可卡因                    |
| ④ 搖頭丸〔忘我／E 仔〕            |
| ⑤ 大麻〔草〕                  |
| ⑥ 冰毒                     |
| ⑦ 藍精靈〔白瓜子〕               |
| ⑧ K 仔〔茄／氯胺酮〕             |
| ⑨ K2                     |
| ⑩ 五仔〔哈哈笑／Give-me-five〕   |
| ⑪ 天拿水／強力膠／其他有機溶劑〔正常用途除外〕 |
| ⑫ 喵喵〔Meow Meow〕          |
| ⑬ 其他毒品〔請註明〕              |

請前往問題 Q24-R

注意：填入資料即成限閱文件

頁 5

所有資料將不記名及絕對保密，請放心如實作答

「沒有」吸食毒品，只需回答左方問題（即 Q24-L 至 Q33-L）

「曾經」吸食毒品，只需回答右方問題（即 Q24-R 至 Q33-R）

**Q24-L. 有沒有人曾經嘗試提供毒品給你？如果「有」，是誰提供給你的呢？**

完全沒有 ①

有（可多項選擇）

- 同學 ②
- 男朋友／女朋友 ③
- 網友 ④
- 其他朋友 ⑤
- 朋友的朋友 ⑥
- 父母 ⑦
- 兄弟姊妹 ⑧
- 親戚 ⑨
- 鄰居 ⑩
- 毒販 ⑪
- 娛樂場所工作人員 ⑫
- 兼職同事 ⑬

陌生人／其他人〔請註明〕 ⑭

**Q25-L. 這些人在甚麼地方嘗試提供毒品給你？**  
（可多項選擇）

- 不適用，從沒有人給予我毒品 ①
- 自己家中 ②
- 朋友／同學／鄰居家中 ③
- 學校〔包括宿舍〕 ④
- 其他住宅單位〔如空置單位等〕 ⑤
- 網吧 ⑥
- 電子遊戲機中心 ⑦
- 卡拉 OK ⑧
- 酒吧 ⑨
- 其他樓上娛樂場所〔如樓上咖啡店、書店等〕 ⑩
- 戲院 ⑪
- 公眾遊樂場／球場／公園／公廁 ⑫
- 大廈梯間或大廈的公眾地方／後巷 ⑬
- 沙灘 ⑭
- 出租屋／渡假屋／酒店／其他出租地方 ⑮
- 商場／商店 ⑯
- 遊艇 ⑰
- 其他地方〔請註明〕 ⑱

請前往問題 Q26-L

**Q24-R. 你第一次吸食毒品係幾多歲？**

（只選一項）

- ① 10 歲或以下
- ② 11-12 歲
- ③ 13-14 歲
- ④ 15-16 歲
- ⑤ 17-18 歲
- ⑥ 19-20 歲
- ⑦ 21 歲或以上
- ⑧ 我記不起

**Q25-R. (a) 你首次吸毒時，是誰提供毒品給你呢？**  
**(b) 最近三十天又是誰提供毒品給你呢？**

(a) 首次提供毒品的人

（可多項選擇）

(b) 最近三十天提供毒品的人

- |   |          |   |
|---|----------|---|
| ① | 同學       | ① |
| ② | 男朋友／女朋友  | ② |
| ③ | 網友       | ③ |
| ④ | 其他朋友     | ④ |
| ⑤ | 朋友的朋友    | ⑤ |
| ⑥ | 父母       | ⑥ |
| ⑦ | 兄弟姊妹     | ⑦ |
| ⑧ | 親戚       | ⑧ |
| ⑨ | 鄰居       | ⑨ |
| ⑩ | 毒販       | ⑩ |
| ⑪ | 藥房職員     | ⑪ |
| ⑫ | 娛樂場所工作人員 | ⑫ |
| ⑬ | 兼職同事     | ⑬ |
| ⑭ | 陌生人／其他人  | ⑭ |

〔請註明〕

〔請註明〕

不適用，我最近三十天沒有吸毒 ⑮

（請檢查是否已回答 Q25-R (a) 和 (b) 兩部分的問題）

請前往問題 Q26-R

注意：填入資料即成限閱文件

頁 6

所有資料將不記名及絕對保密，請放心如實作答

「沒有」吸食毒品，只需回答左方問題(即 Q26-L 至 Q33-L)

「曾經」吸食毒品，只需回答右方問題(即 Q26-R 至 Q33-R)

**Q26-L. 你如何拒絕他們所嘗試提供的毒品？**  
(可多項選擇)

不適用，從沒有人給予我毒品	①
我直接地拒絕	②
我即時離開	③
在場的朋友助我拒絕	④
找藉口拒絕	⑤
我裝作聽不到，轉換了話題或提議做其他事	⑥
我向其他人尋求協助(如報警)	⑦
其他方法 [請註明]	⑧

**Q27-L. 你有沒有告訴其他人曾經有人嘗試向你提供毒品？**

不適用，從沒有人給予我毒品	①
沒有，我沒有告訴任何人	②
有，我告訴了... (可多項選擇)	
同學	③
男朋友／女朋友	④
網友	⑤
其他朋友	⑥
鄰居	⑦
父母	⑧
兄弟姊妹	⑨
親戚	⑩
醫生及醫護人員	⑪
老師	⑫
社工	⑬
戒毒機構	⑭
警方的學校聯絡主任	⑮
其他人 [請註明]	⑯

請前往問題 Q28-L

**Q26-R. 你用來購買毒品的主要金錢來源是甚麼？**  
(可多項選擇)

① 零用錢
② 向朋友／同學借來的錢
③ 做合法兼職得來的錢
④ 出售毒品
⑤ 偷竊
⑥ 援交
⑦ 其他非法途徑
⑧ 以上之外的其他財政來源
[請註明]
⑨ 免費

**Q27-R. (a) 你通常在哪些地方取得毒品？**  
**(b) 你通常會在哪些地方吸食毒品？**

(a) 取得毒品的地方	(可多項選擇)	(b) 吸食毒品的地方
① 自己家中		①
② 朋友／同學／鄰居家中		②
③ 學校〔包括宿舍〕		③
④ 其他住宅單位〔如空置單位等〕		④
⑤ 網吧		⑤
⑥ 電子遊戲機中心		⑥
⑦ 卡拉 OK		⑦
⑧ 酒吧		⑧
⑨ 其他樓上娛樂場所		⑨
〔如樓上咖啡店、書店等〕		
⑩ 戲院		⑩
⑪ 公眾遊樂場／球場／公園／公廁		⑪
⑫ 大廈梯間或大廈的公眾地方／後巷		⑫
⑬ 沙灘		⑬
⑭ 出租屋／渡假屋／酒店		⑭
／其他出租地方		
⑮ 商場／商店		⑮
⑯ 遊艇		⑯
⑰ 其他地方		⑰
[請註明]		[請註明]

(請檢查是否已回答 Q27-R (a) 和 (b) 兩部分的問題)

請前往問題 Q28-R

注意：填入資料即成限閱文件

頁 7

所有資料將不記名及絕對保密，請放心如實作答

「沒有」吸食毒品，只需回答左方問題(即 Q28-L 至 Q33-L)

「曾經」吸食毒品，只需回答右方問題(即 Q28-R 至 Q33-R)

**Q28-L. 哪些是令你遠離毒品的因素？**

(可多項選擇)

- |                  |           |   |
|------------------|-----------|---|
| 父母／兄弟姊妹的影響       | ①         |   |
| 非吸食毒品朋友的影響       | ②         |   |
| 傳媒／偶像的影響         | ③         |   |
| 老師的影響            | ④         |   |
| 有其他比吸食毒品更有趣的事情可做 | ⑤         |   |
| 我有堅強的意志力去抵抗吸毒    | ⑥         |   |
| 我不喜歡吸毒者的形象       | ⑦         |   |
| 我害怕吸毒<br>所帶來的後果  | 吸食毒品會損害健康 | ⑧ |
|                  | 我害怕上癮     | ⑨ |
|                  | 我害怕影響外表   | ⑩ |
|                  | 藏有毒品是違法的  | ⑪ |
|                  | 我害怕連累家人   | ⑫ |
|                  | 我害怕影響學業   | ⑬ |
|                  | 其他後果      | ⑭ |
| 其他因素             | ⑮         |   |
- 〔請註明〕

**Q29-L. 如果你知道你的好朋友吸食毒品，你會怎樣做呢？**

(可多項選擇)

- |                  |   |
|------------------|---|
| 裝作不知道            | ① |
| 甚麼也不做            | ② |
| 不知怎麼做            | ③ |
| 告訴老師             | ④ |
| 告訴社工             | ⑤ |
| 告訴我自己的父母         | ⑥ |
| 告訴他的父母           | ⑦ |
| 直接與他對話了解情況       | ⑧ |
| 勸他不要吸毒／鼓勵他戒毒     | ⑨ |
| 鼓勵他向其他人(如社工)尋求協助 | ⑩ |
| 疏遠他              | ⑪ |
| 報警               | ⑫ |
| 其他               | ⑬ |
- 〔請註明〕

請前往問題 Q30-L

**Q28-R. 你會和哪些人一同吸食毒品呢？**

(可多項選擇)

- |   |           |
|---|-----------|
| ① | 通常自己一個人吸食 |
| ② | 同學        |
| ③ | 男朋友／女朋友   |
| ④ | 網友        |
| ⑤ | 其他朋友      |
| ⑥ | 鄰居        |
| ⑦ | 父母        |
| ⑧ | 兄弟姊妹      |
| ⑨ | 親戚        |
| ⑩ | 毒販        |
| ⑪ | 朋友的朋友     |
| ⑫ | 兼職同事      |
| ⑬ | 陌生人／其他人   |
- 〔請註明〕

**Q29-R. (a) 你首次吸食毒品的原因是甚麼？**

(b) 最近三十天吸食毒品的原因又是甚麼？

(a) 首次吸食  
毒品的原因

(可多項選擇)

(b) 最近三十天  
吸食毒品的原因

- |   |                |   |
|---|----------------|---|
| ① | 好奇             | ① |
| ② | 受朋輩影響          | ② |
| ③ | 尋求刺激           | ③ |
| ④ | 解悶             | ④ |
| ⑤ | 逃避不开心或不安的感覺    | ⑤ |
| ⑥ | 減輕壓力           | ⑥ |
| ⑦ | 炫耀             | ⑦ |
| ⑧ | 跟潮流            | ⑧ |
| ⑨ | 提神             | ⑨ |
| ⑩ | 減肥             | ⑩ |
| ⑪ | 止痛             | ⑪ |
| ⑫ | 避免因沒有服食藥物而感到不適 | ⑫ |
| ⑬ | 其他原因           | ⑬ |
- 〔請註明〕

不適用，我最近三十天沒有吸食毒品

(請檢查是否已回答 Q29-R (a) 和 (b) 兩部分的問題)

請前往問題 Q30-R

注意：填入資料即成限閱文件

頁 8



所有資料將不記名及絕對保密，請放心如實作答

「沒有」吸食毒品，只需回答左方問題  
〔即 Q30-L 至 Q33-L〕

「曾經」吸食毒品，只需回答右方問題  
〔即 Q30-R 至 Q33-R〕

**Q30-L. 你有沒有曾經接觸過任何有關禁毒的資訊？如果「有」，哪些是主要的資訊來源？**

完全沒有 ①

有，從...〔可多項選擇〕

電視，收音機及報紙等大眾傳播媒介 ②

學校課程 ③

禁毒講座 ④

禁毒活動〔如嘉年華會〕 ⑤

互聯網〔包括電郵／Blog／MSN／討論區〕 ⑥

志願青少年機構 ⑦

書本 ⑧

禁毒宣傳海報 ⑨

宣傳單張／展板 ⑩

香港賽馬會藥物資訊天地 ⑪

親人〔如父母、兄弟姊妹、長輩〕 ⑫

同學／朋友 ⑬

其他〔請註明〕 ⑭

**Q31-L. (a) 你有沒有曾經參加下列的禁毒活動？  
(b) 有哪些禁毒活動你會感興趣參加？**

(a) 曾經參加  
的禁毒活動

〔可多項選擇〕

(b) 感興趣  
的禁毒活動

① 完全沒有

② 研討會／講座

③ 課堂活動〔如專題研習〕

④ 嘉年華會

⑤ 戶外活動

⑥ 義務工作

⑦ 綜藝表演／音樂會

⑧ 電影欣賞

⑨ 電子、網上遊戲／短片／網劇

⑩ 話劇

⑪ 比賽〔如音樂、標語創作〕

⑫ 參觀〔如戒毒所〕

其他〔請註明〕

〔請檢查是否已回答 Q31-L (a) 和 (b) 兩部分的問題〕

請前往問題 Q32-L

**Q30-R. 你有沒有曾經在香港以外的任何地方吸食毒品？**

① 沒有

② 有

你曾經在香港以外的哪些地方吸食毒品？  
〔可多項選擇〕

③ 深圳

④ 廣州

⑤ 東莞

⑥ 珠海

⑦ 澳門

⑧ 其他中國城市

〔請註明〕

⑨ 海外地區

〔請註明〕

**Q31-R. 你曾否在過去十二個月吸食毒品？**

① 沒有

② 有

你曾否在過去三十天吸食毒品？

③ 沒有

④ 有

在過去三十天內，你吸食毒品有多頻密？

⑤ 每日

⑥ 每星期兩、三日

⑦ 每星期

⑧ 每兩星期

⑨ 每月

請前往問題 Q32-R

注意：填入資料即成限閱文件

頁 9

所有資料將不記名及絕對保密，請放心如實作答

「沒有」吸食毒品，只需回答左方問題（即 Q32-L 至 Q33-L）

「曾經」吸食毒品，只需回答右方問題（即 Q32-R 至 Q33-R）

**Q32-L. 你最喜歡由誰傳遞禁毒資訊給你呢？**

（只選一項）

- |                |   |
|----------------|---|
| 曾經吸毒人士         | ① |
| 父母             | ② |
| 其他親人〔如兄弟姊妹／長輩〕 | ③ |
| 老師             | ④ |
| 醫生及醫護人員        | ⑤ |
| 社工             | ⑥ |
| 政府官員           | ⑦ |
| 電視／電影明星或流行歌手   | ⑧ |
| 有名的運動員         | ⑨ |
| 朋友／同學          | ⑩ |
| 其他〔請註明〕        | ⑪ |

**Q33-L. 如果有機會，你會否嘗試勸人戒毒？**

- 不會 ① （請回答(a)部分）
- 會 ② （請回答(b)部分）

(a) 我不會嘗試勸人戒毒的原因是…  
（可多項選擇）

- |           |   |
|-----------|---|
| 我身邊沒有吸毒的人 | ③ |
| 我不懂得如何勸他  | ④ |
| 我覺得他不會理會我 | ⑤ |
| 我對吸毒沒有認識  | ⑥ |
| 其他原因〔請註明〕 | ⑦ |

(b) 我會嘗試勸人戒毒的原因是…  
（可多項選擇）

- |            |   |
|------------|---|
| 我擔心他的健康    | ⑧ |
| 我擔心他的精神狀況  | ⑨ |
| 我擔心他的學業及前途 | ⑩ |
| 其他原因〔請註明〕  | ⑪ |

請前往問題 Q34

**Q32-R. 你有沒有曾經因為吸食毒品問題  
（除金錢問題外）而向他人求助？  
如果「有」，是誰給你最大幫助呢？**

① 完全沒有

有，給我最大幫助的人是…（只選一項）

- |              |             |
|--------------|-------------|
| ② 同學         | ⑥ 父母        |
| ③ 男／女朋友      | ⑦ 兄弟姊妹      |
| ④ 網友         | ⑧ 老師        |
| ⑤ 其他朋友       | ⑨ 其他親人〔如長輩〕 |
| ⑩ 學校社工       |             |
| ⑪ 外展社工／輔導員   |             |
| ⑫ 醫生及醫護人員    |             |
| ⑬ 戒毒機構社工／輔導員 |             |
| ⑭ 警方的學校聯絡主任  |             |
| ⑮ 神職人員／教牧人員  |             |
| ⑯ 其他人〔請註明〕   |             |

**Q33-R. 你有沒有嘗試停止吸食毒品或戒毒？**

- ① 有 （請回答(a)部分）
- ② 沒有 （請回答(b)部分）

(a) 我有嘗試停止吸食毒品或戒毒的原因是…  
（可多項選擇）

- |                |
|----------------|
| ③ 吸毒影響我的學業     |
| ④ 吸毒影響我的家庭     |
| ⑤ 吸毒影響我的健康     |
| ⑥ 吸毒影響我與朋友的關係  |
| ⑦ 吸毒影響我的日常生活   |
| ⑧ 吸毒是犯法的，我怕被拘捕 |
| ⑨ 男朋友／女朋友不喜歡   |
| ⑩ 我沒有足夠金錢      |
| ⑪ 其他原因〔請註明〕    |

(b) 我沒有嘗試停止吸食毒品或戒毒的原因是…  
（可多項選擇）

- |                      |
|----------------------|
| ⑫ 我不覺得自己已經上癮         |
| ⑬ 我不認為吸食毒品會對身體造成嚴重損害 |
| ⑭ 我很喜歡吸食毒品後的感覺       |
| ⑮ 我的朋友仍有吸食毒品         |
| ⑯ 我的家人不知道／沒有阻止我      |
| ⑰ 戒毒很辛苦              |
| ⑱ 其他原因〔請註明〕          |

請前往問題 Q34

注意：填入資料即成限閱文件

頁 10

所有資料將不記名及絕對保密，請放心如實作答

Q34. 你有沒有曾經接觸過任何有關戒毒及復康服務的資訊？如果「有」，哪些是主要的資訊來源？（可多項選擇）

- |                          |                      |
|--------------------------|----------------------|
| ① 沒有                     | ⑩ 宣傳單張／展板            |
| ② 電視，收音機及報紙等大眾傳播媒介       | ⑪ 賽馬會藥物資訊天地          |
| ③ 學校課程                   | ⑫ 親人〔如父母、兄弟姊妹、長輩〕    |
| ④ 禁毒講座                   | ⑬ 同學／朋友              |
| ⑤ 禁毒活動〔如嘉年華會〕            | ⑭ 學校社工               |
| ⑥ 互聯網〔包括電郵／Blog／MSN／討論區〕 | ⑮ 老師、校長              |
| ⑦ 志願青少年機構                | ⑯ 醫院                 |
| ⑧ 書本                     | ⑰ 政府部門或機構〔如警方、社會福利署〕 |
| ⑨ 戒毒或復康宣傳海報              | ⑱ 曾經嘗試戒毒的人           |
| ⑲ 其他資訊來源〔請註明〕            |                      |

## 第五部分：對毒品的看法

Q35. 你是否同意以下句子？

	不同意	同意
i. 我相信吸食毒品...		
a. ...令我的外表變得難看。	①	②
b. ...會損害健康。	①	②
c. ...可以令我玩得更開心。	①	②
d. ...可以令我受到異性的歡迎。	①	②
e. ...可以令我和朋友更容易相處。	①	②
f. ...是很合潮流的事。	①	②
g. ...必定使我的學業受到影響。	①	②
ii. 如果有機會的話我會嘗試吸食毒品。	①	②
iii. 如果我吸食毒品，我不介意家人知道。	①	②
iv. 如果我吸食毒品，我不介意朋友知道。	①	②
v. 我相信如果我拒絕吸食毒品，朋友會笑我沒膽量。	①	②
vi. 今時今日，吸食毒品與吸煙一樣，只是一種嗜好。	①	②

注意：填入資料即成限閱文件

頁 11

## 第六部分：生活經驗和自我形象

### Q36.你是否同意以下句子？

	不同意	同意
i. 我非常容易受朋友影響。	①	②
ii. 如果我盡力去做的話，我總是能夠解決難題的。	①	②
iii. 總括來說，我對自己感到滿意。	①	②
iv. 我的父母關注我的感受。	①	②
v. 我覺得自己在學校裡佔有重要的位置。	①	②
vi. 在朋友之間我常常有自己的主意。	①	②
vii. 我有自信能有效地應付任何突如其來的事情。	①	②
viii. 當我遇到困難，我很容易放棄。	①	②
ix. 我的朋友不可以做違法或違規的事情。	①	②
x. 有些時候，我會覺得自己是一無是處。	①	②
xi. 我常常會不遵守校規。	①	②
xii. 與別人爭執時我會以「心平氣和」的態度來解決問題。	①	②

### Q37.在過去的六個月，你有沒有遇到以下的情況呢？

	沒有	有
i. 被同學欺負	①	②
ii. 被學校記缺點、小過、大過或收警告信	①	②
iii. 被流氓騷擾	①	②
iv. 和父親或母親超過一星期沒見面	①	②

### Q38.在過去的六個月，你有沒有做過以下的事情呢？

	沒有	有
i. 逃學	①	②
ii. 援交	①	②
iii. 偷東西	①	②
iv. 離家出走	①	②
v. 毆打他人	①	②
vi. 與黑社會來往	①	②
vii. 午夜在街上流連	①	②

～ 問卷完成，多謝參與 ～



S-Eng

**The 2011 / 12 Survey of Drug Use among Students**

Commissioned by the Narcotics Division, Security Bureau

Executed by Consumer Search Hong Kong Ltd

**SECTION 1 : BACKGROUND INFORMATION**

We would like to collect some background information from you to facilitate statistical analysis. Data collected will be treated as strictly confidential and used for statistical analysis only.

**Q1. Level of study**

- |                    |                     |                                      |                                |
|--------------------|---------------------|--------------------------------------|--------------------------------|
| ① Form 1 (Grade 7) | ④ Form 4 (Grade 10) | ⑧ Project Yi-Jin courses (Full-time) | ⑫ Associate degree (Full-time) |
| ② Form 2 (Grade 8) | ⑤ Form 5 (Grade 11) | ⑨ Certificate (Full-time)            | ⑬ Degree (Full-time)           |
| ③ Form 3 (Grade 9) | ⑥ Form 6 (Grade 12) | ⑩ Diploma (Full-time)                | ⑭ Other part-time courses      |
|                    | ⑦ Form 7 (Grade 13) | ⑪ Pre-associate degree (Full-time)   |                                |

**Q2. Age**

- |                         |                |                |                |                         |
|-------------------------|----------------|----------------|----------------|-------------------------|
| ① 10 years old or below | ④ 13 years old | ⑦ 16 years old | ⑩ 19 years old | ⑬ 22 years old          |
| ② 11 years old          | ⑤ 14 years old | ⑧ 17 years old | ⑪ 20 years old | ⑭ 23 years old or above |
| ③ 12 years old          | ⑥ 15 years old | ⑨ 18 years old | ⑫ 21 years old |                         |

**Q3. Gender**

- |        |          |
|--------|----------|
| ① Male | ② Female |
|--------|----------|

**Q4. In which district do you live in?**

- | <u>Hong Kong Island</u> | <u>Kowloon</u>  | <u>New Territories</u> | <u>Mainland</u>         |
|-------------------------|-----------------|------------------------|-------------------------|
| ① Central and Western   | ⑤ Yau Tsim Mong | ⑩ Kwai Tsing           | ⑮ Tai Po                |
| ② Wanchai               | ⑥ Sham Shui Po  | ⑪ Tsuen Wan            | ⑯ Shatin                |
| ③ Eastern               | ⑦ Kowloon City  | ⑫ Tuen Mun             | ⑰ Sai Kung              |
| ④ Southern              | ⑧ Wong Tai Sin  | ⑬ Yuen Long            | ⑱ Islands               |
|                         | ⑨ Kwun Tong     | ⑭ Northern             | ⑲ Shenzhen              |
|                         |                 |                        | ⑳ Other cities in China |

- |                      |  |
|----------------------|--|
| ⑳ Others / uncertain | (please specify the name of street / building) |
|----------------------|--|

**Q5. Are your parents living with you?**

- |  |
|--|
| ① Both my parents are living with me     |
| ② Only my father is living with me       |
| ③ Only my mother is living with me       |
| ④ Both my parents are not living with me |

**Q6. Were you born in Hong Kong?**

- |  |
|--|
| ① Yes, I was born in Hong Kong         |
| No, I have lived in Hong Kong for... → |
| ② 7 years or above                     |
| ③ 4 – 6 years                          |
| ④ 1 – 3 years                          |
| ⑤ Less than 1 year                     |

RESTRICTED when entered with data

Please rest assured and be completely honest when you answer the questions.  
No name will be recorded and all information provided will be kept strictly confidential.

**Q7. According to your understanding, what is your monthly household income?**

- ① Below \$6,000
- ② \$6,000 to \$9,999
- ③ \$10,000 to \$19,999
- ④ \$20,000 to \$49,999
- ⑤ \$50,000 to \$79,999
- ⑥ \$80,000 or above
- ⑦ Don't know

**Q8. What type of housing is your family living in?**

- ① Public rental housing  
(e.g. public housing estates, interim housing)
- ② Subsidised sale flat  
(e.g. Home Ownership Scheme Housing, Tenants Purchase Scheme Housing)
- ③ Private housing (Two bedrooms or below)
- ④ Private housing (Three bedrooms or above)
- ⑤ Temporary housing
- ⑥ Staff quarters
- ⑦ Others / uncertain

(please specify the name of building / estate)

## SECTION 2 : HABITS

**Q9. What do you do mostly in your free time?** (multiple answers are allowed)

- |                                   |  |  |
|-----------------------------------|--|--|
| ① Chat with friends               | ⑧ Watch TV / listen to the radio or music  | ⑭ Play musical instruments / drawing / dancing / other cultural activities |
| ② Chat / play with family         | ⑨ Hanging around at home / sleep   | ⑮ Surf the Internet  |
| ③ Watch movies                    | ⑩ Do sports / outdoor activities<br>(e.g. outing / hiking)                                 | ⑯ Play electronic games at home (including video games / computer games)   |
| ④ Shopping / wandering on streets | ⑪ Go to karaoke / bars or clubs  | ⑰ Play electronic games in cyber cafés / video games centres               |
| ⑤ Participate in voluntary work   | ⑫ Participate in extra-curricular activities (e.g. scouts and guides / society activities) | ⑱ Participate in church / religious activities                             |
| ⑥ Read books                      | ⑬ Play in friends' and relatives' home (e.g. attend parties)                               | ⑲ Others (please specify)  |
| ⑦ Read comics                     |  |  |

**Q10. What do you usually do when surfing the Internet?** (multiple answers are allowed)

- |   |   |  |
|---|---|--|
| ① I do not have the habit of surfing the Internet                             | ⑤ Go to discussion forums / chat rooms / message boards etc             | ⑧ Browse websites (e.g. read newspaper / comics etc) |
| ② Play online games   | ⑥ Watch YouTube / video clips / TV shows/ movies                        | ⑨ Download photos / songs etc                        |
| ③ Make friends online   | ⑦ Find information (e.g. through Wikipedia / map search / route search) | ⑩ Others (please specify)                            |
| ④ Chat / share with friends (e.g. through email / MSN / QQ / Facebook / blog) |   |  |

Please rest assured and be completely honest when you answer the questions.  
No name will be recorded and all information provided will be kept strictly confidential.

### SECTION 3 : USE OF ALCOHOL AND TOBACCO

#### Q11. Have you ever drunk any alcoholic beverages?

("Alcoholic beverages" include hard liquor, red / white wine, beer, cocktail, shandy, cooler and spirits.)

No ① Yes ②

If "No", answer questions in the LEFT column only  
(i.e. Q12-L to Q14-L)

If "Yes", answer questions in the RIGHT column only  
(i.e. Q12-R to Q14-R)

#### Q12-L. Why don't you drink alcohol?

(multiple answers are allowed)

- Alcohol is harmful to health ①
- I am not old enough to drink / buy alcoholic beverages ②
- My friends do not drink ③
- My parents do not allow me to drink ④
- I am not interested in drinking ⑤
- I do not like the image of drinkers ⑥
- I have no money ⑦
- I have no chance to drink alcohol ⑧
- I do not like the taste of alcohol ⑨
- I do not like having a hangover ⑩
- Others (please specify) ⑪

#### Q13-L. Is there anyone at your home who drinks alcohol every week?

No ①

Yes, my... (multiple answers are allowed)

- father ②
- mother ③
- brothers / sisters ④
- relatives ⑤
- others (please specify) ⑥

#### Q14-L. Do you think it is okay for people to drink alcohol every week?

No ①  
Yes ②

#### Q12-R. How old were you when you first drank alcohol? (choose ONE only)

- ① 10 years old or below
- ② 11-12 years old
- ③ 13-14 years old
- ④ 15-16 years old
- ⑤ 17-18 years old
- ⑥ 19-20 years old
- ⑦ 21 years old or above
- ⑧ I can't remember

#### Q13-R. Did you drink in the past 12 months?

① No  
② Yes

If "Yes", did you drink in the past 30 days?

③ No  
④ Yes

#### Q14-R. What was the occasion that you last drank? (choose ONE only)

- ① Hanging out with friends (e.g. chatting, partying)
- ② With family (e.g. when having dinner or banquet)
- ③ Alone (e.g. when feeling unhappy)
- ④ Other occasions (please specify)

Go to question Q15

Go to question Q15

RESTRICTED when entered with data

Page3

Please rest assured and be completely honest when you answer the questions.  
No name will be recorded and all information provided will be kept strictly confidential.

**Q15. Have you ever smoked before?**

("Smoking" refers to the use of tobacco products including cigarettes, cigars and pipe tobacco.)

No ① ② Yes

If "No", answer questions in the **LEFT** column only  
(i.e. Q16-L to Q18-L)

If "Yes", answer questions in the **RIGHT** column only  
(i.e. Q16-R to Q18-R)

**Q16-L. Why don't you smoke?**

(multiple answers are allowed)

- Smoking is harmful to health ①
- I am not old enough to smoke / buy tobacco products ②
- My friends do not smoke ③
- My parents do not allow me to smoke ④
- I am not interested in smoking ⑤
- I do not like the image of smokers ⑥
- Tobacco products become more expensive ⑦
- I have no chance to smoke ⑧
- I do not like the smell of smoking ⑨
- Smoking is banned in more public places ⑩
- Others (please specify) ⑪

**Q17-L. Is there anyone at your home who smokes every day?**

No ①

Yes, my... (multiple answers are allowed)

- father ②
- mother ③
- brothers / sisters ④
- relatives ⑤
- others (please specify) ⑥

**Q18-L. Do you think it is okay for people to smoke every day?**

No ①

Yes ②

**Q16-R. How old were you when you first smoked? (choose one only)**

- ① 10 years old or below
- ② 11-12 years old
- ③ 13-14 years old
- ④ 15-16 years old
- ⑤ 17-18 years old
- ⑥ 19-20 years old
- ⑦ 21 years old or above
- ⑧ I can't remember

**Q17-R. Did you smoke in the past 12 months?**

① No

② Yes

If "Yes", did you smoke in the past 30 days?

③ No

④ Yes

**Q18-R. What was the occasion that you last smoked? (choose one only)**

- ① Hanging out with friends (e.g. chatting, partying)
- ② With family (e.g. when having dinner or banquet)
- ③ Alone (e.g. when feeling unhappy)
- ④ Other occasions (please specify)

Go to question Q19

Go to question Q19

RESTRICTED when entered with data

Page4



Please rest assured and be completely honest when you answer the questions.  
No name will be recorded and all information provided will be kept strictly confidential.

## SECTION 4 : USE OF DRUGS

"Drugs" refer to any substances listed in questions Q23-L and Q23-R or any substances that will harm the mental health of a person. Common drugs are heroin, ketamine, ecstasy and ice, etc.

**Q19. Have you ever seen in person the actual substances of the following items (If you have seen them in the pictures / videos / exhibits shown on TV, books or other media, it does not count)?**

(multiple answers are allowed)

- |  |                                       |                                       |                  |
|--|---------------------------------------|---------------------------------------|------------------|
| ① Heroin   | ④ Cannabis (Grass / Marijuana / Weed) | ⑦ Ketamine (K)                        | ⑨ Give-me-five   |
| ② Cocaine  | ⑤ Ice                                 | ⑧ K2                                  | ⑩ Meow Meow      |
| ③ Ecstasy (XTC)  | ⑥ Halcion (Dormicum)                  | ⑪ I have seen other actual substances | (please specify) |
| ⑫ I have never seen any of the above actual substances |                                       |                                       |                  |

**Q20. Do you personally know anyone who uses drugs? If "yes", who?**

- |                       |                                |                 |                           |
|-----------------------|--------------------------------|-----------------|---------------------------|
| ① No                  |                                |                 |                           |
| ② Yes, they are my... | (multiple answers are allowed) |                 |                           |
|                       | ③ schoolmates                  | ⑥ other friends | ⑨ brothers / sisters      |
|                       | ④ boyfriend / girlfriend       | ⑦ neighbours    | ⑩ relatives               |
|                       | ⑤ online friends               | ⑧ parents       | ⑪ others (please specify) |

**Q21. Do you think it is okay for people to use drugs?**

- |  |
|--|
| ① I think it is <u>not okay</u> for people to use drugs  |
| ② I think it is okay for people to use drugs <u>in a specific occasion</u> (e.g. at parties or when feeling unhappy etc) |
| ③ I think it is okay for people to use drugs <u>habitually</u>   |

**Q22. Have you ever used drugs?** (No name will be recorded, all information provided will be kept strictly confidential and will only be used for statistical analysis.)

No ① Yes ②

If "No", answer questions in the **LEFT** column only  
(i.e. Q23-L to Q33-L)

If "Yes", answer questions in the **RIGHT** column only  
(i.e. Q23-R to Q33-R)

**Q23-L. Do you know about any of these drugs?** (multiple answers are allowed)

- |   |   |
|---|---|
| Heroin  | ① |
| Codeine/ Cough Medicines (except for medical uses)              | ② |
| Cocaine   | ③ |
| Ecstasy (MDMA/ XTC)   | ④ |
| Cannabis (Grass / Marijuana / Weed)                             | ⑤ |
| Ice   | ⑥ |
| Halcion (Dormicum)  | ⑦ |
| Ketamine (K / Ket / K Zai)                                      | ⑧ |
| K2  | ⑨ |
| Give-me-five  | ⑩ |
| Thinner / Glue / Other organic solvent (except for proper uses) | ⑪ |
| Meow Meow   | ⑫ |
| None of the above   | ⑬ |

Go to question Q24-L

**Q23-R. Which of these have you ever used?** (multiple answers are allowed)

- |   |
|---|
| ① Heroin  |
| ② Codeine / Cough Medicines (except for medical uses)             |
| ③ Cocaine   |
| ④ Ecstasy (MDMA / XTC)  |
| ⑤ Cannabis (Grass / Marijuana / Weed)                             |
| ⑥ Ice   |
| ⑦ Halcion (Dormicum)  |
| ⑧ Ketamine (K / Ket / K Zai)                                      |
| ⑨ K2  |
| ⑩ Give-me-five  |
| ⑪ Thinner / Glue / Other organic solvent (except for proper uses) |
| ⑫ Meow Meow   |
| ⑬ Others (please specify)   |

Go to question Q24-R

RESTRICTED when entered with data

Page5

Please rest assured and be completely honest when you answer the questions.  
No name will be recorded and all information provided will be kept strictly confidential.

If you **HAVEN'T** used drugs, answer questions in the **LEFT** column only (i.e. Q24-L to Q33-L)

If you **HAVE** used drugs, answer questions in the **RIGHT** column only (i.e. Q24-R to Q33-R)

**Q24-L. Have you ever been offered any drugs?**  
If "yes", who offered you the drugs?

- No ①
- Yes (multiple answers are allowed)
- Schoolmates ②
  - Boyfriend / girlfriend ③
  - Online friends ④
  - Other friends ⑤
  - Friends of friends ⑥
  - Parents ⑦
  - Brothers / sisters ⑧
  - Relatives ⑨
  - Neighbours ⑩
  - Drug dealers ⑪
  - Staff of entertainment venues ⑫
  - Part-time colleagues ⑬
  - Strangers/ Others (please specify) ⑭

**Q25-L. Where were you offered the drugs?**  
(multiple answers are allowed)

- Not applicable. I have never been offered any drugs ①
- At home ②
- Friends' / schoolmates' / neighbours' home ③
- School (including dormitory) ④
- Other residential flats (e.g. vacant flats etc) ⑤
- Internet café / cyber café ⑥
- Video game centre ⑦
- Karaoke ⑧
- Bar, pub or club ⑨
- Other upstairs entertainment venues (e.g. upstairs cafes / bookstores etc) ⑩
- Cinema ⑪
- Public playground / park / public toilet ⑫
- Staircase or public area in building / back alley ⑬
- Beach ⑭
- Holiday rental resort / rental place / hotel / other rental places ⑮
- Shopping mall / retail shop ⑯
- Yacht ⑰
- Other places (please specify) ⑱

Go to question Q26-L

**Q24-R. How old were you when you first used drugs?** (choose **ONE** only)

- ① 10 years old or below
- ② 11-12 years old
- ③ 13-14 years old
- ④ 15-16 years old
- ⑤ 17-18 years old
- ⑥ 19-20 years old
- ⑦ 21 years old or above
- ⑧ I can't remember

**Q25-R. (a) Who gave drugs to you when you first used drugs?**  
**(b) Who gave drugs to you in the past 30 days?**

- | (a) First time drug suppliers | (multiple answers are allowed)                          | (b) Drug suppliers in the past 30 days |
|-------------------------------|---|--|
| ①                             | Schoolmates   | ①                                      |
| ②                             | Boyfriend / girlfriend                                  | ②                                      |
| ③                             | Online friends  | ③                                      |
| ④                             | Other friends   | ④                                      |
| ⑤                             | Friends of friends                                      | ⑤                                      |
| ⑥                             | Parents   | ⑥                                      |
| ⑦                             | Brothers / sisters                                      | ⑦                                      |
| ⑧                             | Relatives   | ⑧                                      |
| ⑨                             | Neighbours  | ⑨                                      |
| ⑩                             | Drug dealers  | ⑩                                      |
| ⑪                             | Staff of pharmacies                                     | ⑪                                      |
| ⑫                             | Staff of entertainment venues                           | ⑫                                      |
| ⑬                             | Part-time colleagues                                    | ⑬                                      |
| ⑭                             | Strangers / others                                      | ⑭                                      |
|                               | (please specify)  | (please specify)                       |
|                               | Not applicable, I did not use drugs in the past 30 days | ⑮                                      |

[Please check if you have answered both (a) and (b) parts of Q25-R.]

Go to question Q26-R

RESTRICTED when entered with data

Page6

Please rest assured and be completely honest when you answer the questions.  
No name will be recorded and all information provided will be kept strictly confidential.

If you **HAVEN'T** used drugs, answer questions in the **LEFT** column only (i.e. Q26-L to Q33-L)

If you **HAVE** used drugs, answer questions in the **RIGHT** column only (i.e. Q26-R to Q33-R)

**Q26-L. How did you refuse the offer?**  
(multiple answers are allowed)

Not applicable. I have never been offered any drugs ①

I refused directly myself ②

I left immediately ③

My friends helped me to refuse at the scene ④

I refused with an excuse ⑤

I pretended that I did not know of the offer and I changed the topic or suggested doing something else ⑥

I sought help from others (e.g. called the police) ⑦

By other ways (please specify) ⑧

**Q27-L. Did you tell anyone that you were offered drugs?**

Not applicable. I have never been offered any drugs ①

No, I did not tell anyone ②

Yes, I told... (multiple answers are allowed) →

Schoolmates ③

Boyfriend / girlfriend ④

Online friends ⑤

Other friends ⑥

Neighbours ⑦

Parents ⑧

Brothers / sisters ⑨

Relatives ⑩

Doctors and medical staff ⑪

Teachers ⑫

Social workers ⑬

Drug treatment organisations ⑭

Police School Liaison Officer ⑮

Others (please specify) ⑯

Go to question Q28-L

**Q26-R. Where did you get money to buy drugs?**  
(multiple answers are allowed)

① Pocket money

② Borrow from friends / schoolmates

③ Earn from doing legal part-time jobs

④ Sell drugs

⑤ Stealing

⑥ Compensated dating

⑦ Other illegal sources

⑧ Other sources of money except the above

(please specify)

⑨ Free of charge

**Q27-R. (a) Where do you usually obtain drugs? (b) Where do you usually use drugs?**

(a) Place(s) obtained drugs	(multiple answers are allowed)	(b) Place(s) used drugs
① At home		①
② Friends' / schoolmates' / neighbours' home		②
③ School (including dormitory)		③
④ Other residential flats (e.g. vacant flats etc)		④
⑤ Internet café / cyber café		⑤
⑥ Video game centre		⑥
⑦ Karaoke		⑦
⑧ Bar, pub or club		⑧
⑨ Other upstairs entertainment venues (e.g. upstairs cafes / bookstores etc)		⑨
⑩ Cinema		⑩
⑪ Public playground / park / public toilet		⑪
⑫ Staircase or public area in building / back alley		⑫
⑬ Beach		⑬
⑭ Holiday rental resort / rental place / hotel / other rental places		⑭
⑮ Shopping mall / retail shop		⑮
⑯ Yacht		⑯
⑰ Other places		⑰
(please specify)		(please specify)

[Please check if you have answered both (a) and (b) parts of Q27-R.]

Go to question Q28-R

RESTRICTED when entered with data

Page7



Please rest assured and be completely honest when you answer the questions.  
No name will be recorded and all information provided will be kept strictly confidential.

If you **HAVEN'T** used drugs, answer questions in the **LEFT** column only (i.e. Q28-L to Q33-L)

If you **HAVE** used drugs, answer questions in the **RIGHT** column only (i.e. Q28-R to Q33-R)

**Q28-L. Which factor(s) keep you away from drugs?** (multiple answers are allowed)

- Influence of parents / brothers and sisters ①
- Influence of non-drug-taking friends ②
- Influence of media / celebrities ③
- Influence of teachers ④
- There are more interesting things to do other than using drugs ⑤
- I have strong will power to resist drugs ⑥
- I do not like the image of drug-takers ⑦
- I am afraid of the consequences of using drugs
  - Drugs are harmful to health ⑧
  - I will get addicted to drugs ⑨
  - My appearance will be affected ⑩
  - Possessing drugs is illegal ⑪
  - My family will be implicated ⑫
  - My study will be affected ⑬
  - Other consequences ⑭
- Other factors (please specify) ⑮

**Q29-L. What will you do if you know your close friends use drugs?** (multiple answers are allowed)

- Pretend I do not know ①
- Do nothing ②
- Do not know what to do ③
- Tell my teachers ④
- Tell social workers ⑤
- Tell my parents ⑥
- Tell their parents ⑦
- Ask them why they are taking drugs ⑧
- Tell them not to take drugs / encourage them to quit drugs ⑨
- Tell them to seek help from others (e.g. social workers) ⑩
- Stay away from them ⑪
- Call the police ⑫
- Others (please specify) ⑬

Go to question Q30-L

**Q28-R. Whom were with you when you used drugs?** (multiple answers are allowed)

- ① I used drugs alone
- ② Schoolmates
- ③ Boyfriend / girlfriend
- ④ Online friends
- ⑤ Other friends
- ⑥ Neighbours
- ⑦ Parents
- ⑧ Brothers / sisters
- ⑨ Relatives
- ⑩ Drug dealers
- ⑪ Friends of friends
- ⑫ Part-time colleagues
- ⑬ Strangers / others (please specify)

**Q29-R. (a) Why did you first use drugs?  
(b) Why did you use drugs in the past 30 days?**

- | (a) Reasons for first drug use<br>(multiple answers are allowed) | (b) Reasons for drug use in the past 30 days |
|--|--|
| ① Curiosity  | ①  |
| ② Friends' influence   | ②  |
| ③ To seek excitement   | ③  |
| ④ Feeling bored / nothing else to do                             | ④  |
| ⑤ To get away from depression/ anxiety                           | ⑤  |
| ⑥ To get away from stress  | ⑥  |
| ⑦ To show off  | ⑦  |
| ⑧ To be cool   | ⑧  |
| ⑨ To keep myself awake and focused                               | ⑨  |
| ⑩ To lose weight   | ⑩  |
| ⑪ To kill pain   | ⑪  |
| ⑫ To avoid discomfort of drugs absence                           | ⑫  |
| ⑬ Other reasons (please specify)                                 | ⑬ (please specify)                           |
| Not applicable, I did not use drugs in the past 30 days ⑭        |  |

[Please check if you have answered both (a) and (b) parts of Q27-R.]

Go to question Q30-R

RESTRICTED when entered with data

Page8

Please rest assured and be completely honest when you answer the questions.  
No name will be recorded and all information provided will be kept strictly confidential.

If you **HAVEN'T** used drugs, answer questions in the **LEFT** column only (i.e. Q30-L to Q33-L)

If you **HAVE** used drugs, answer questions in the **RIGHT** column only (i.e. Q30-R to Q33-R)

**Q30-L. Have you ever heard of any anti-drug messages? If "yes", which is the main source(s) of such information?**

No ①

Yes, from... (multiple answers are allowed)

- mass media such as TV, radio, newspaper, etc ②
- school curriculum / materials ③
- anti-drug talks ④
- anti-drug activities (e.g. carnivals) ⑤
- the Internet (including email / blog / MSN / discussion forums) ⑥
- NGOs (voluntary youth agencies) ⑦
- books ⑧
- anti-drug posters ⑨
- anti-drug leaflets / billboards ⑩
- the Hong Kong Jockey Club Drug InfoCentre ⑪
- relatives (e.g. parents / brothers / sisters / seniors) ⑫
- schoolmates / friends ⑬
- Other sources (please specify) ⑭

**Q31-L. (a) Have you ever participated in these anti-drug activities?**

(b) Which of these anti-drug activities would you like to participate in?

(a) Anti-drug activities ever participated	(multiple answers are allowed)	(b) Anti-drug activities interested in
① None		①
② Seminars / talks		②
③ Classroom activities (e.g. project work)		③
④ Carnivals		④
⑤ Outdoor activities		⑤
⑥ Voluntary work		⑥
⑦ Variety shows / concerts		⑦
⑧ Movies		⑧
⑨ Video or online games / video clips / online drama		⑨
⑩ Drama		⑩
⑪ Competitions (e.g. music / slogan-making)		⑪
⑫ Visits (e.g. rehabilitation / treatment centres)		⑫
Others (please specify)		⑬

[Please check if you have answered both (a) and (b) parts of Q31-L.]

Go to question Q32-L

**Q30-R. Have you ever used drugs in any places outside Hong Kong?**

① No

② Yes

**Except for Hong Kong, where have you ever used drugs? (multiple answers are allowed)**

- ③ Shenzhen
- ④ Guangzhou
- ⑤ Dongguan
- ⑥ Zhuhai
- ⑦ Macau
- ⑧ Other cities in China
- (please specify)
- ⑨ Overseas
- (please specify)

**Q31-R. Did you use drugs in the past 12 months?**

① No

② Yes

**Did you use drugs in the past 30 days?**

③ No

④ Yes

**In the past 30 days, how frequent did you use drugs?**

- ⑤ Everyday
- ⑥ 2 - 3 days per week
- ⑦ Every week
- ⑧ Every 2 weeks
- ⑨ Every month

Go to question Q32-R

RESTRICTED when entered with data

Page9

Please rest assured and be completely honest when you answer the questions.  
No name will be recorded and all information provided will be kept strictly confidential.

If you **HAVEN'T** used drugs, answer questions in the **LEFT** column only (i.e. Q32-L to Q33-L)

If you **HAVE** used drugs, answer questions in the **RIGHT** column only (i.e. Q32-R to Q33-R)

**Q32-L. Who would you like the most to give you drug information?** (choose **ONE** only)

- Ex-drug abusers ①
- Parents ②
- Other relatives (e.g. brothers / sisters / seniors) ③
- Teachers ④
- Doctors and medical staff ⑤
- Social workers ⑥
- Government officials ⑦
- TV / movie stars or pop singers ⑧
- Famous athletes ⑨
- Friends / schoolmates ⑩
- Others (please specify) ⑪

**Q33-L. Will you try to persuade drug-takers to give up drugs if there is a chance?**

- No ① [please answer part(a)]
- Yes ② [please answer part (b)]

(a) I will not try to persuade drug-takers to give up drugs because... (multiple answers are allowed)

- I do not know anyone who uses drugs ③
- I do not know how to persuade them ④
- I think they will ignore me ⑤
- I do not know much about drug use ⑥
- other reasons (please specify) ⑦

(b) I will try to persuade drug-takers to give up drugs because... (multiple answers are allowed)

- I am worried about their health ⑧
- I am worried about their mental conditions ⑨
- I am worried about their studies and future ⑩
- other reasons (please specify) ⑪

**Q32-R. Have you ever sought help from others in dealing with problems resulting from using drugs (except lack of money)?**  
If "yes", who gave you the **greatest** help?

① No

Yes, I got the **greatest** help from... (choose **ONE** only)

- ② Schoolmates ⑥ Parents
- ③ Boyfriend / girlfriend ⑦ Brothers / sisters
- ④ Online friends ⑧ Teachers
- ⑤ Other friends ⑨ Other relatives (e.g. seniors)
- ⑩ School social workers
- ⑪ Outreaching social workers / counsellors
- ⑫ Doctors and medical staff
- ⑬ Social workers / counsellors in drug treatment organizations
- ⑭ Police School Liaison Officer
- ⑮ Clergies / churchmen
- ⑯ Others (please specify)

**Q33-R. Have you tried to stop using drugs or give up drugs?**

- ① Yes [please answer part(a)]
- ② No [please answer part (b)]

(a) I have tried to stop using drugs or give up drugs because... (multiple answers are allowed)

- ③ using drugs affected my study
- ④ using drugs affected my family
- ⑤ using drugs affected my health
- ⑥ using drugs affected my relationship with friends
- ⑦ using drugs affected my daily life
- ⑧ I am afraid of getting arrested as using drugs is illegal
- ⑨ my boyfriend / girlfriend did not like it
- ⑩ I do not have enough money
- ⑪ other reasons (please specify)

(b) I have not tried to stop using drugs or give up drugs because... (multiple answers are allowed)

- ⑫ I do not think I am addicted
- ⑬ I do not think using drugs is harmful to health
- ⑭ I like the feeling that drugs give me
- ⑮ my friends are still using drugs
- ⑯ my family did not know / stop me
- ⑰ it is hard to give up drugs
- ⑱ other reasons (please specify)

Go to question Q34

Go to question Q34

RESTRICTED when entered with data

Page10



Please rest assured and be completely honest when you answer the questions.  
No name will be recorded and all information provided will be kept strictly confidential.

**Q34. Have you ever heard of any information regarding drug treatment and rehabilitation services?**

If yes, which is the main source(s) of such information? (multiple answers are allowed)

- |   |   |
|---|---|
| ① No  | ⑩ Drug treatment / rehabilitation leaflets / billboards                                 |
| ② Mass media such as TV, radio, newspaper, etc                    | ⑪ The Hong Kong Jockey Club Drug InfoCentre   |
| ③ School curriculum / materials                                   | ⑫ Relatives (e.g. parents / brothers / sisters / seniors)                               |
| ④ Anti-drug talks   | ⑬ Schoolmates / friends   |
| ⑤ Anti-drug activities (e.g. carnivals)                           | ⑭ School social workers   |
| ⑥ The Internet (including email / blog / MSN / discussion forums) | ⑮ Teachers / school principals  |
| ⑦ NGOs (voluntary youth agencies)                                 | ⑯ Hospitals   |
| ⑧ Books   | ⑰ Government departments / organizations (e.g. Police Force/ Social Welfare Department) |
| ⑨ Drug treatment / rehabilitation posters                         | ⑱ Drug abusers who have undergone drug treatment / rehabilitation programmes            |
| ⑲ Other sources of information (please specify)                   |   |

**SECTION 5 : PERCEPTION ON DRUGS**

**Q35. Do you agree with these sentences?**

	Disagree	Agree
i. I believe using drugs...		
a. ...will affect my appearance.	①	②
b. ...will harm one's health.	①	②
c. ...brings me more fun.	①	②
d. ...will help me find a date.	①	②
e. ...helps me to get along with my friends better.	①	②
f. ...is cool.	①	②
g. ...will affect my study.	①	②
ii. I will try drugs if there is an opportunity.	①	②
iii. If I use drugs, I do not mind letting my family know.	①	②
iv. If I use drugs, I do not mind letting my friends know.	①	②
v. I believe if I refuse to use drugs, my friends will make fun of me.	①	②
vi. Just like smoking, drug use is a hobby nowadays.	①	②

Please rest assured and be completely honest when you answer the questions.  
No name will be recorded and all information provided will be kept strictly confidential.

## SECTION 6 : EXPERIENCE AND SELF-IMAGE

**Q36. Do you agree with these sentences?**

	Disagree	Agree
i. I am influenced by my friends easily.	①	②
ii. I can always manage to solve difficult problems if I try hard enough.	①	②
iii. Most of the time, I am satisfied with myself.	①	②
iv. My parents care about my feelings.	①	②
v. I feel I am well-liked in school.	①	②
vi. I always have my own idea among my group of friends.	①	②
vii. I am confident that I could deal efficiently with unexpected events.	①	②
viii. I give up very easily when I am challenged.	①	②
ix. My friends do not do anything that breaks the law.	①	②
x. Sometimes I think I am no good at all.	①	②
xi. I often break school rules.	①	②
xii. I handle arguments calmly.	①	②

**Q37. Did you experience the following situations in the past 6 months?**

	No	Yes
i. Bullied by schoolmates	①	②
ii. Warned by school	①	②
iii. Harassed by gangsters / triad members	①	②
iv. Have not seen mom or dad for more than a week	①	②

**Q38. Did you do the following in the past 6 months?**

	No	Yes
i. Skipped school	①	②
ii. Compensated dating	①	②
iii. Stole things	①	②
iv. Ran away from home	①	②
v. Beat someone	①	②
vi. Had contact with gangsters / triad members	①	②
vii. Roaming around at night	①	②

~ End of questionnaire. Thank you for your participation. ~



## 詞彙

### GLOSSARY OF TERMS

#### 物質

酒精、煙草和毒品的統稱

#### Substances

A collective term for alcohol, tobacco and drugs

#### 毒品

海洛英和危害精神毒品的統稱

#### Drugs

A collective term for heroin and psychotropic drugs

#### 酒精

指各類含酒精飲料，包括仙地、含酒精成分的果汁、啤酒、葡萄酒和烈酒

#### Alcohol

Refers to all alcoholic beverages, including shandy, cooler, beer, wine and spirits

#### 危害精神毒品

任何能使人上癮和因刺激或壓抑中樞神經系統而導致幻覺或活動機能、思維、行為、感知或情緒紊亂的天然或合成物質（包括麻醉鎮痛劑、迷幻劑、鎮抑劑、興奮劑、鎮靜劑等），如附錄 VI 所列各項藥物

#### Psychotropic drugs

Any substance, natural or synthetic (including narcotics analgesics, hallucinogens, depressants, stimulants, tranquillizers etc.), which has the capacity to produce a state of dependence and central nervous system stimulation or depression resulting in hallucinations or disturbances in motor function, thinking, behaviour, perception or mood, such as items given in Appendix VI

#### 吸食毒品

吸食海洛英或非為醫療用途而服用危害精神毒品

#### Taking drugs

Take heroin or non-medical use of psychotropic drugs

#### 曾服用某項物質

在調查前曾至少一次服用某項物質

#### Lifetime use of a substance

Ever used a substance at least once in the lifetime preceding survey enumeration

#### 一年內曾服用某項物質

在調查前一年內曾至少一次服用某項物質

#### 1-year use of a substance

Ever used a substance at least once within the year preceding survey enumeration

#### 30 天內曾服用某項物質

在調查前 30 天內曾至少一次服用某項物質

#### 30-day use of a substance

Ever used a substance at least once within 30 days preceding survey enumeration

#### 吸食毒品的學生

在調查前曾至少一次吸食毒品的學生

#### Drug-taking students

Students ever took any drug at least once in their lifetime

#### 不曾濫用藥物的學生

在調查前從未吸食毒品的學生

#### Non-drug-taking students

Students never taken any drug in their lifetime

## 專上院校

專上院校包括可頒授學位的高等教育院校及提供經本地評審全日制副學位課程院校。副學位課程包括副學士學位及證書／文憑／高級文憑課程等

可頒授學位的高等教育院校包括明愛專上學院、珠海學院、香港城市大學、恒生管理學院、香港演藝學院、香港浸會大學、香港樹仁大學、嶺南大學、香港中文大學專業進修學院、香港中文大學、香港教育學院、香港理工大學、香港理工大學 - 專業進修學院、香港科技大學、香港公開大學、香港大學、東華學院及職業訓練局

提供經本地評審全日制副學位課程的院校包括明愛白英奇專業學校、明愛專上學院、珠海學院、香港城市大學、香港城市大學專上學院、香港城市大學專業進修學院、恒生管理學院、香港演藝學院、香港藝術學院、香港浸會大學、香港浸會大學國際學院、香港浸會大學持續教育學院、香港專業進修學校、香港科技專上書院、香港大學專業進修學院、保良局社區書院、嶺南大學持續進修學院、嶺南大學社區學院、嘉諾撒聖心商學書院、香港中文大學專業進修學院、香港中文大學東華三院社區書院、香港教育學院、香港理工大學 - 香港專上學院、香港理工大學 - 專業進修學院、香港公開大學、香港公開大學 - 李嘉誠專業進修學院、香港大學附屬學院、東華學院、職業訓練局及耀中社區書院

## Post-secondary institutions

Post-secondary institutions cover degree-awarding higher education institutions and institutions providing locally-accredited full-time sub-degree courses, which include associate degree and certificate/ diploma/ advanced diploma programmes, etc.

Degree-awarding higher education institutions include Caritas Institute of Higher Education, Chu Hai College of Higher Education, City University of Hong Kong, Hang Seng Management College, Hong Kong Academy for Performing Arts, Hong Kong Baptist University, Hong Kong Shue Yan University, Lingnan University, School of Continuing and Professional Studies, the Chinese University of Hong Kong, the Chinese University of Hong Kong, the Hong Kong Institute of Education, the Hong Kong Polytechnic University, the Hong Kong Polytechnic University - School of Professional Education and Executive Development, the Hong Kong University of Science and Technology, the Open University of Hong Kong, the University of Hong Kong, Tung Wah College and the Vocational Training Council

Institutions providing locally-accredited full-time sub-degree courses include Caritas Bianchi College of Careers, Caritas Institute of Higher Education, Chu Hai College of Higher Education, City University of Hong Kong, Community College of City University, City University of Hong Kong - School of Continuing and Professional Education, Hang Seng Management College, Hong Kong Academy for Performing Arts, Hong Kong Art School, Hong Kong Baptist University, Hong Kong Baptist University - College of International Education, Hong Kong Baptist University - School of Continuing Education, Hong Kong College of Technology, Hong Kong Institute of Technology, HKU SPACE Po Leung Kuk Community College, Lingnan Institute of Further Education, the Community College at Lingnan University, Sacred Heart Canossian College of Commerce, School of Continuing and Professional Studies, the Chinese University of Hong Kong, the Chinese University of Hong Kong - Tung Wah Group of Hospitals Community College, the Hong Kong

Institute of Education, the Hong Kong Polytechnic University - Hong Kong Community College, the Hong Kong Polytechnic University - School of Professional Education and Executive Development, the Open University of Hong Kong, the Open University of Hong Kong - Li Ka Shing Institute of Professional and Continuing Education, HKU SPACE Community College, Tung Wah College, the Vocational Training Council and the Yew Chung Community College

## 毒品列表

### LIST OF DRUGS

#### 海洛英

#### Heroin

#### 危害精神毒品

#### Psychotropic drugs

- |                                   |  |
|-----------------------------------|--|
| [1] K仔（氯胺酮）                       | [1] K, King, Ket, Kit-kat, Special k, Vitamin k (Ketamine)     |
| [2] 搖頭丸／忘我／E仔／狂喜／搖搖（亞甲二氧基甲基安非他明）  | [2] Ecstasy (MDMA)   |
| [3] 草／大麻花／大麻精／大麻油（大麻）             | [3] Grass, Marijuana, Pot, Hash, Joint (Cannabis)              |
| [4] 咳水／咳丸／O仔／MB／黃豆仔／DM丸（可待因）      | [4] Codeine / Cough Medicines (Codeine)                        |
| [5] 冰（甲基安非他明）                     | [5] Ice (Methylamphetamine)                                    |
| [6] 白瓜子／藍精靈／速眠安（三唑侖／咪達唑侖）         | [6] Halcion / Dormicum (Triazolam / Midazolam)                 |
| [7] 膠水／強力膠／天拿水／打火機油（有機溶劑）         | [7] Glue, Solvent thinner, Lighter fuel gas (Organic Solvents) |
| [8] 五仔／黃飛鴻／哈哈笑／Give-me-five（硝甲西泮） | [8] Give-me-five (Nimetazepam)                                 |
| [9] 可可精（可卡因）                      | [9] Snow, Crack, Coco (Cocaine)                                |