

統計圖表 CHARTS AND TABLES

目錄表 SUMMARY LIST

1.	學生服用各類物質的普遍性	1.	Prevalence of substance use among students
圖 1.1	曾吸食毒品、吸煙、飲酒的學生所佔比例(按教育程度分組)(2011/12 年及 2014/15 年)	Chart 1.1	Proportion of lifetime drug-, tobacco- or alcohol-taking students by education level, 2011/12 and 2014/15
表 1.1	曾吸食毒品的學生所佔比例(按年齡、性別及教育程度分組)(2011/12 年及 2014/15 年)	Table 1.1	Proportion of lifetime drug-taking students by age, by sex and by education level, 2011/12 and 2014/15
表 1.2	曾吸煙的學生所佔比例(按年齡、性別及教育程度分組)(2011/12 年及 2014/15 年)	Table 1.2	Proportion of lifetime tobacco-taking students by age, by sex and by education level, 2011/12 and 2014/15
表 1.3	曾飲酒的學生所佔比例(按年齡、性別及教育程度分組)(2011/12 年及 2014/15 年)	Table 1.3	Proportion of lifetime alcohol-taking students by age, by sex and by education level, 2011/12 and 2014/15
圖 1.2	一年內曾吸食毒品、吸煙、飲酒的學生所佔比例(按教育程度分組)(2011/12 年及 2014/15 年)	Chart 1.2	Proportion of 1-year drug-, tobacco- or alcohol-taking students by education level, 2011/12 and 2014/15
表 1.4	一年內曾吸食毒品、吸煙、飲酒的學生所佔比例(按年齡及性別分組)(2011/12 年及 2014/15 年)	Table 1.4	Proportion of 1-year drug-, tobacco- or alcohol-taking students by age and by sex, 2011/12 and 2014/15
圖 1.3	30 天內曾吸食毒品、吸煙、飲酒的學生所佔比例(按教育程度分組)(2011/12 年及 2014/15 年)	Chart 1.3	Proportion of 30-day drug-, tobacco- or alcohol-taking students by education level, 2011/12 and 2014/15
表 1.5	30 天內曾吸食毒品、吸煙、飲酒的學生所佔比例(按年齡及性別分組)(2011/12 年及 2014/15 年)	Table 1.5	Proportion of 30-day drug-, tobacco- or alcohol-taking students by age and by sex, 2011/12 and 2014/15

2. 曾吸食毒品的學生的特性	2. Characteristics of lifetime drug-taking students
圖 2.1 在調查前30天內曾吸食毒品的學生吸食毒品的次數(按教育程度分組)(2014/15年)	Chart 2.1 Drug-taking frequency of students who took drugs within 30 days preceding survey enumeration by education level, 2014/15
圖 2.2 曾吸食海洛英／危害精神毒品的學生所佔比例(按教育程度分組)(2011/12年及2014/15年)	Chart 2.2 Proportion of lifetime heroin / psychotropic drug-taking students by education level, 2011/12 and 2014/15
圖 2.3 曾吸食海洛英／危害精神毒品的學生所佔比例(1992/93年至2014/15年)(中學學生)	Chart 2.3 Proportion of lifetime heroin / psychotropic drug-taking students, 1992/93 – 2014/15 (Secondary students)
表 2.1 曾吸食海洛英的學生所佔比例(按年齡、性別及教育程度分組)(2011/12年及2014/15年)	Table 2.1 Proportion of lifetime heroin-taking students by age, by sex and by education level, 2011/12 and 2014/15
表 2.2 曾吸食危害精神毒品的學生所佔比例(按年齡、性別及教育程度分組)(2011/12年及2014/15年)	Table 2.2 Proportion of lifetime psychotropic drug-taking students by age, by sex and by education level, 2011/12 and 2014/15
表 2.3 主要被吸食的毒品種類(按教育程度分組)(2011/12年及2014/15年)	Table 2.3 Major types of drugs taken by education level, 2011/12 and 2014/15
表 2.4 吸食的毒品種類的數目(按性別及教育程度分組)(2011/12年及2014/15年)	Table 2.4 Number of types of drugs taken by sex and education level, 2011/12 and 2014/15
表 2.5 購買毒品的主要金錢來源(按教育程度分組)(2011/12年及2014/15年)(中學或以上的學生)	Table 2.5 Main sources of money for buying drugs by education level, 2011/12 and 2014/15 (Secondary or above students)
表 2.6 通常吸食毒品的地點(按教育程度分組)(2011/12年及2014/15年)	Table 2.6 Usual localities for taking drugs by education level, 2011/12 and 2014/15
表 2.7 通常取得毒品的地點(按教育程度分組)(2011/12年及2014/15年)	Table 2.7 Usual localities for obtaining drugs by education level, 2011/12 and 2014/15
表 2.8 提供毒品的人(按教育程度分組)(2011/12年及2014/15年)	Table 2.8 Suppliers of drugs by education level, 2011/12 and 2014/15
表 2.9 一起吸食毒品的人(按教育程度分組)(2011/12年及2014/15年)(中學或以上的學生)	Table 2.9 Companions of drug-taking by education level, 2011/12 and 2014/15 (Secondary or above students)
表 2.10 首次吸食毒品年齡(按教育程度分組)(2011/12年及2014/15年)(中學或以上的學生)	Table 2.10 Age of first drug-taking by education level, 2011/12 and 2014/15 (Secondary or above students)

表 2.11 吸食毒品的原因(按教育程度分組) (2011/12年及2014/15 年)	Table 2.11 Reasons for taking drugs by education level, 2011/12 and 2014/15
表 2.12 吸食毒品學生的估計人數和所佔比例(按居住地區及教育程度分組) (2011/12年及2014/15 年)	Table 2.12 Estimated number and proportion of drug-taking students by residential district and by education level, 2011/12 and 2014/15
表 2.13 曾否在香港以外地方吸食毒品及曾在香港以外吸食毒品的地方(按教育程度分組)(2011/12 年及2014/15 年)	Table 2.13 Whether took drugs outside Hong Kong and places of drug-taking outside Hong Kong by education level, 2011/12 and 2014/15
表 2.14 曾否因為吸食毒品問題而向他人求助及給予最大幫助的人(按教育程度分組)(2011/12年及2014/15 年)	Table 2.14 Whether sought help from others in dealing with problems resulted from taking drugs and persons who gave the greatest help by education level, 2011/12 and 2014/15
表 2.15 曾否嘗試停止吸食毒品或戒毒及其原因(按教育程度及吸食毒品的學生類型分組)(2011/12 年及2014/15 年)(中學或以上的學生)	Table 2.15 Whether attempted to stop taking drugs or give up drugs and the respective reasons by type of drug-taking students and by education level, 2011/12 and 2014/15 (Secondary or above students)
3. 不曾吸食毒品的學生接觸毒品的風險及所得的禁毒資訊	3. Exposure to risk of drugs and anti-drug messages among non-drug-taking students
表 3.1 不曾吸食毒品的學生曾否獲提供毒品及毒品提供者(按教育程度分組)(2011/12年及2014/15 年)	Table 3.1 Whether non-drug-taking students had been offered drugs and the offering persons by education level, 2011/12 and 2014/15
表 3.2 不曾吸食毒品的學生曾否獲提供毒品及提供毒品的地點(按教育程度分組)(2011/12年及2014/15 年)	Table 3.2 Whether non-drug-taking students had been offered drugs and localities of offer by education level, 2011/12 and 2014/15
表 3.3 令不曾吸食毒品的學生遠離毒品的因素(按教育程度分組)(2011/12 年及2014/15 年)(中學或以上的學生)	Table 3.3 Factors that kept non-drug-taking students away from drugs by education level, 2011/12 and 2014/15 (Secondary or above students)
表 3.4 不曾吸食毒品的學生拒絕毒品的方法(按教育程度分組)(2011/12年及2014/15 年)(中學或以上的學生)	Table 3.4 Methods used to refuse drugs among non-drug-taking students by education level, 2011/12 and 2014/15 (Secondary or above students)
表 3.5 不曾吸食毒品的學生得知好友吸食毒品後會做的事情(按教育程度分組)(2011/12年及2014/15 年)	Table 3.5 Things to do if realised that close friends were taking drugs among non-drug-taking students by education level, 2011/12 and 2014/15

表 3.6	如果有機會，不曾吸食毒品的學生會否嘗試勸人戒毒及其原因（按教育程度分組）（2011/12 年及 2014/15 年）（中學或以上的學生）	Table 3.6	Whether would try to persuade drug-takers to give up drugs if there was a chance and the respective reasons among non-drug-taking students by education level, 2011/12 and 2014/15 (Secondary or above students)
表 3.7	曾否接觸禁毒資訊及禁毒信息的主要資訊來源（按教育程度分組）（2011/12 年及 2014/15 年）	Table 3.7	Whether ever heard of anti-drug messages and main sources of anti-drug messages among non-drug-taking students by education level, 2011/12 and 2014/15
表 3.8	曾否參與禁毒活動及曾參與的禁毒活動（按教育程度分組）（2011/12 年及2014/15 年）	Table 3.8	Whether ever participated in anti-drug activities and anti-drug activities ever participated among non-drug-taking students by education level, 2011/12 and 2014/15
表 3.9	最喜歡由誰傳遞禁毒資訊（按教育程度分組）（2011/12 年及 2014/15 年）	Table 3.9	Most preferred person to give drug information among non-drug-taking students by education level, 2011/12 and 2014/15
4.	學生對吸食毒品的態度及相關因素	4.	Attitudes towards drug-taking and associated factors
表 4.1	是否接受別人吸食毒品（按吸食毒品與否及教育程度分組）（2011/12 年及2014/15 年）	Table 4.1	Whether it was okay for people to take drugs by drug use status and by education level, 2011/12 and 2014/15
表 4.2	對毒品禍害的看法（按吸食毒品與否及教育程度分組）（2011/12年及 2014/15 年）（中學或以上的學生）	Table 4.2	Perception on harmful effects of drugs by drug use status and by education level, 2011/12 and 2014/15 (Secondary or above students)
表 4.3	學生吸食毒品的傾向（按吸食毒品與否及教育程度分組）（2011/12年及2014/15 年）（中學或以上的學生）	Table 4.3	Students' inclination to taking drugs by drug use status and by education level, 2011/12 and 2014/15 (Secondary or above students)
表 4.4	自我形象（按吸食毒品與否及教育程度分組）（2011/12 年及 2014/15 年）	Table 4.4	Self-perception by drug use status and by education level, 2011/12 and 2014/15
表 4.5	與家人、校方及同輩的關係（按吸食毒品與否及教育程度分組）（2011/12年及2014/15 年）	Table 4.5	Relationship with family, school and peers by drug use status and by education level, 2011/12 and 2014/15
表 4.6	在空閒時常做的事情（按吸食毒品與否及教育程度分組）（2011/12年及2014/15 年）	Table 4.6	Things to do in free time by drug use status and by education level, 2011/12 and 2014/15

表 4.7 在上網時常做的事情（按吸食毒品與否及教育程度分組）（2011/12年及2014/15年）

Table 4.7 Things to do when surfing the internet by drug use status and by education level, 2011/12 and 2014/15

表 4.8 在調查前六個月內曾遇到行為與學業問題的學生所佔比例（按吸食毒品與否及教育程度分組）（2011/12年及2014/15年）

Table 4.8 Behavioural and school problems in the six months preceding survey enumeration by drug use status and by education level, 2011/12 and 2014/15

表 4.9 吸食毒品與飲酒和吸煙的關係（按吸食毒品與否及教育程度分組）（2011/12年及2014/15年）

Table 4.9 Relationship between drug-taking and use of alcohol and tobacco by drug use status and by education level, 2011/12 and 2014/15

表 4.10 是否與父母同住（按吸食毒品與否及教育程度分組）（2011/12年及2014/15年）

Table 4.10 Whether living with parents by drug use status and by education level, 2011/12 and 2014/15

表 4.11 家庭每月總收入（按吸食毒品與否及教育程度分組）（2011/12年及2014/15年）（中學或以上的學生）

Table 4.11 Monthly household income by drug use status and by education level, 2011/12 and 2014/15 (Secondary or above students)

表 4.12 在港居住年期（按吸食毒品與否及教育程度分組）（2011/12年及2014/15年）

Table 4.12 Length of living in Hong Kong by drug use status and by education level, 2011/12 and 2014/15

表 4.13 居住的房屋種類（按吸食毒品與否及教育程度分組）（2011/12年及2014/15年）

Table 4.13 Type of housing by drug use status and by education level, 2011/12 and 2014/15

5. 報告摘要

5. Summary of key findings

表 5.1 國際比較

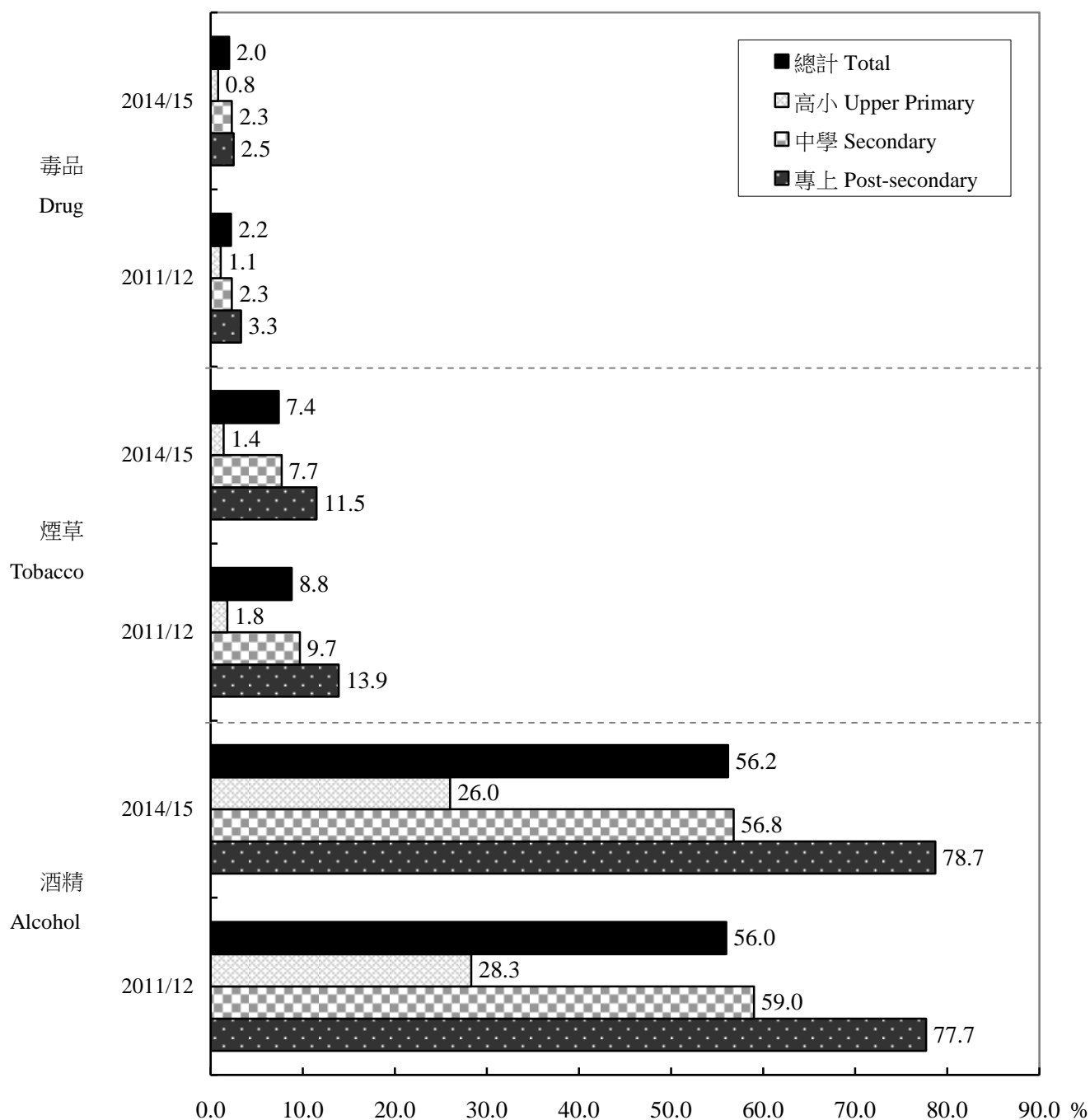
Table 5.1 International Comparison

1. 學生服用各類物質的普遍性

Prevalence of substance use among students

圖1.1 曾吸食毒品、吸煙、飲酒的學生所佔比例(按教育程度分組)(2011/12年及2014/15年)

Chart 1.1 Proportion of lifetime drug-, tobacco- or alcohol-taking students by education level, 2011/12 and 2014/15



註釋：百分比是以調查範圍內各教育程度的學生為基礎而計算。

Note: Percentages are calculated based on students in the respective education levels covered by the Survey.

表1.1 曾吸食毒品的學生所佔比例（按年齡、性別及教育程度分組）（2011/12 年及 2014/15 年）

Table 1.1 Proportion of lifetime drug-taking students by age, by sex and by education level, 2011/12 and 2014/15

年齡／性別 Age / Sex	總計 Total		高小 Upper Primary		中學 Secondary		專上 Post-secondary	
	2011/12	2014/15	2011/12	2014/15	2011/12	2014/15	2011/12	2014/15
	(%)	(%)	(%)	(%)	(%)	(%)	(%)	(%)
年齡								
Age								
10 歲或以下 10 years old or below	1.3	0.9	1.3	0.9	1.8	2.2	4.1	2.1
11-12	1.2	1.2	0.9	0.6				
13-14	1.9	2.1	1.6	***	1.9	2.1		
15-16	2.5	2.2			2.5	2.1		
17-18	2.7	2.3			2.5	2.5		
19-20	2.5	2.2			2.1	3.3	2.6	2.1
21-22	3.5	3.0					2.7	2.5
23 歲或以上 23 years old or above							5.8	4.5
合計 Overall	2.2	2.0	1.1	0.8	2.3	2.3	3.3	2.5
性別								
Sex								
男 Male	2.7	2.6	1.5	0.9	2.7	3.0	4.5	3.7
女 Female	1.6	1.4	0.6	0.6	1.7	1.5	2.2	1.7
合計 Overall	2.2	2.0	1.1	0.8	2.3	2.3	3.3	2.5

註釋： 1. 百分比是以調查範圍內有提供相關資料的各年齡／性別組別及教育程度的學生為基礎而計算。

2. *** 由於抽樣誤差相對較大，該估計不予公布。為免從總數減去餘數後能得出未有顯示的數字，在有需要時，另一數字亦同時不會顯示。

Notes: 1. Percentages are calculated based on students in the respective age/sex groups and education levels who had provided the relevant information.

2. *** Estimates are not released due to relatively large sampling error. When necessary, an additional cell is also suppressed to prevent the deduction of a suppressed cell from the total.

表1.2 曾吸煙的學生所佔比例(按年齡、性別及教育程度分組)(2011/12年及2014/15年)
Table 1.2 Proportion of lifetime tobacco-taking students by age, by sex and by education level, 2011/12 and 2014/15

年齡／性別 Age / Sex	總計 Total		高小 Upper Primary		中學 Secondary		專上 Post-secondary	
	2011/12	2014/15	2011/12	2014/15	2011/12	2014/15	2011/12	2014/15
	(%)	(%)	(%)	(%)	(%)	(%)	(%)	(%)
年齡								
Age								
10 歲或以下 10 years old or below	1.3	1.1	1.3	1.1	3.1	2.3	17.6	8.2
11-12	2.4	1.9	2.1	1.7				
13-14	6.7	4.7	5.4	3.9	6.8	4.8		
15-16	11.4	8.5			11.3	8.3		
17-18	12.6	10.5			12.2	11.6		
19-20	12.0	11.5					11.3	10.6
21-22	15.3	14.1			14.5	21.5	13.2	12.6
23 歲或以上 23 years old or above			21.9	19.0				
合計 Overall	8.8	7.4	1.8	1.4	9.7	7.7	13.9	11.5
性別								
Sex								
男 Male	10.0	8.9	2.3	1.8	10.7	9.0	17.4	15.6
女 Female	7.5	6.0	1.2	1.0	8.5	6.3	10.8	8.7
合計 Overall	8.8	7.4	1.8	1.4	9.7	7.7	13.9	11.5

註釋： 百分比是以調查範圍內有提供相關資料的各年齡／性別組別及教育程度的學生為基礎而計算。

Note: Percentages are calculated based on students in the respective age/sex groups and education levels who had provided the relevant information.

表1.3 曾飲酒的學生所佔比例(按年齡、性別及教育程度分組)(2011/12年及2014/15年)
Table 1.3 Proportion of lifetime alcohol-taking students by age, by sex and by education level, 2011/12 and 2014/15

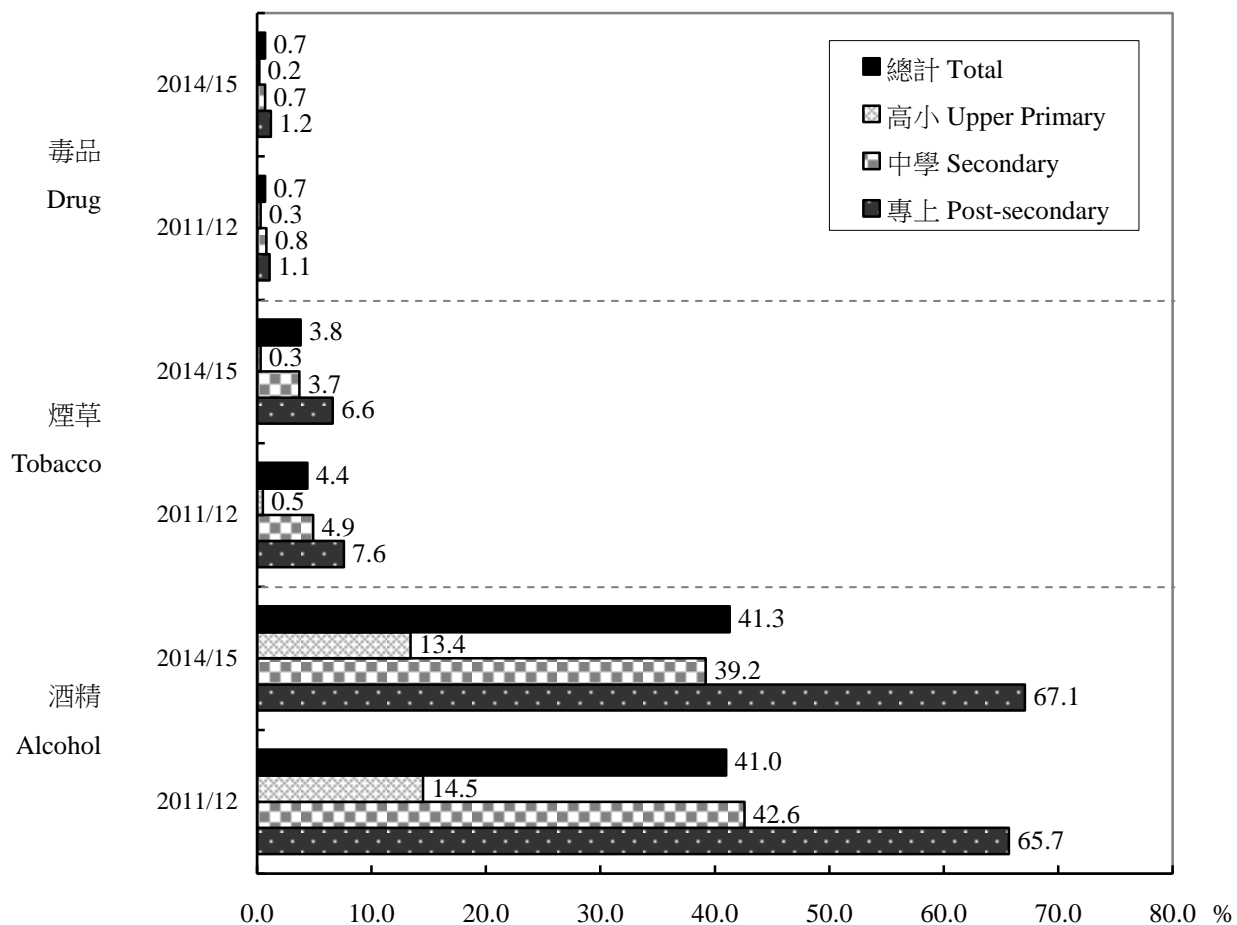
年齡／性別 Age / Sex	總計 Total		高小 Upper Primary		中學 Secondary		專上 Post-secondary	
	2011/12	2014/15	2011/12	2014/15	2011/12	2014/15	2011/12	2014/15
	(%)	(%)	(%)	(%)	(%)	(%)	(%)	(%)
年齡 Age								
10 歲或以下 10 years old or below	23.4	21.9	23.3	21.9	39.6	37.7	72.2	73.6
11-12	35.2	33.7	33.1	31.3				
13-14	50.0	48.9	35.2	38.3	50.4	49.1		
15-16	62.2	60.4			62.2	60.4		
17-18	69.0	69.7			68.7	68.1		
19-20	75.9	77.9			72.6	73.7	76.8	78.3
21-22	79.9	81.7	79.8	81.4				
23 歲或以上 23 years old or above			80.5	82.5				
合計 Overall	56.0	56.2	28.3	26.0	59.0	56.8	77.7	78.7
性別 Sex								
男 Male	56.3	55.8	31.5	28.9	59.3	57.3	78.4	78.8
女 Female	56.0	56.6	25.3	22.9	58.7	56.3	77.5	78.6
合計 Overall	56.0	56.2	28.3	26.0	59.0	56.8	77.7	78.7

註釋： 百分比是以調查範圍內有提供相關資料的各年齡／性別組別及教育課程的學生為基礎而計算。

Note: Percentages are calculated based on students in the respective age/sex groups and education levels who had provided the relevant information.

圖1.2 一年內曾吸食毒品、吸煙、飲酒的學生所佔比例（按教育程度分組）（2011/12 年及 2014/15 年）

Chart 1.2 Proportion of 1-year drug-, tobacco- or alcohol-taking students by education level, 2011/12 and 2014/15



註釋： 百分比是以調查範圍內各教育程度的學生為基礎而計算。

Note: Percentages are calculated based on students in the respective education levels covered by the Survey.

表1.4 一年內曾吸食毒品、吸煙、飲酒的學生所佔比例（按年齡及性別分組）（2011/12年及2014/15年）

Table 1.4 Proportion of 1-year drug-, tobacco- or alcohol-taking students by age and by sex, 2011/12 and 2014/15

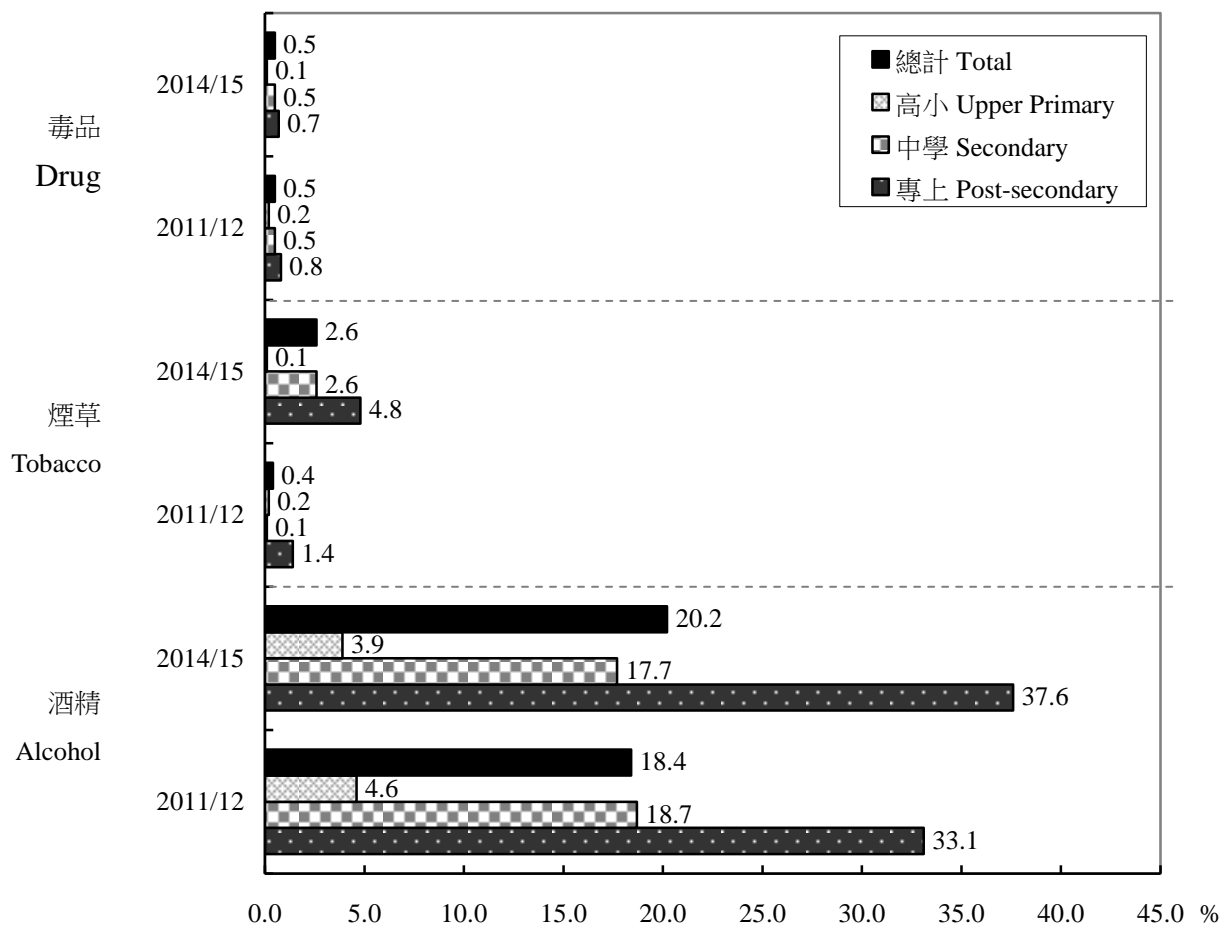
年齡／性別 Age / Sex	毒品 Drug		煙草 Tobacco		酒精 Alcohol	
	2011/12 (%)	2014/15 (%)	2011/12 (%)	2014/15 (%)	2011/12 (%)	2014/15 (%)
年齡 Age						
10 歲或以下 10 years old or below	0.4	0.2	0.4	0.3	10.9	10.7
11-12	0.2	0.1	0.8	0.6	19.5	18.5
13-14	0.5	0.4	3.6	2.2	33.3	30.9
15-16	1.1	0.9	6.0	4.2	45.9	42.8
17-18	0.9	1.0	6.5	5.5	53.6	54.4
19-20	0.8	1.0	5.9	6.4	62.4	66.1
21 歲或以上 21 years old or above	1.2	1.4	8.0	7.7	68.0	69.2
合計 Overall	0.7	0.7	4.4	3.8	41.0	41.3
性別 Sex						
男 Male	0.9	1.1	5.3	4.8	41.9	41.1
女 Female	0.5	0.4	3.5	2.9	40.4	41.6
合計 Overall	0.7	0.7	4.4	3.8	41.0	41.3

註釋： 百分比是以調查範圍內有提供相關資料的各年齡／性別組別的學生為基礎而計算。

Note: Percentages are calculated based on students in the respective age/sex groups who had provided the relevant information.

圖1.3 30 天內曾吸食毒品、吸煙、飲酒的學生所佔比例（按教育程度分組）（2011/12 年及 2014/15 年）

Chart 1.3 Proportion of 30-day drug-, tobacco- or alcohol-taking students by education level, 2011/12 and 2014/15



註釋： 百分比是以調查範圍內各教育程度的學生為基礎而計算。

Note: Percentages are calculated based on students in the respective education levels covered by the Survey.

表1.5 30 天內曾吸食毒品、吸煙、飲酒的學生所佔比例（按年齡及性別分組）（2011/12 年及 2014/15 年）

Table 1.5 Proportion of 30-day drug-, tobacco- or alcohol-taking students by age and by sex, 2011/12 and 2014/15

年齡／性別 Age / Sex	毒品 Drug		煙草 Tobacco		酒精 Alcohol	
	2011/12 (%)	2014/15 (%)	2011/12 (%)	2014/15 (%)	2011/12 (%)	2014/15 (%)
年齡 Age						
10 歲或以下 10 years old or below	0.3	0.2	0.2	0.1	3.2	3.0
11-12	0.2	0.1	0.2	0.3	6.6	5.8
13-14	0.4	0.3	0.1	1.3	14.0	12.2
15-16	0.7	0.6	0.1	2.9	20.1	19.1
17-18	0.6	0.6	0.1	4.0	24.9	28.1
19-20	0.6	0.6	0.8	4.7	30.3	36.2
21 歲或以上 21 years old or above	0.8	0.8	2.0	5.5	35.0	40.4
合計 Overall	0.5	0.5	0.4	2.6	18.4	20.2
性別 Sex						
男 Male	0.7	0.7	0.4	3.4	20.1	21.2
女 Female	0.3	0.2	0.3	1.9	16.9	19.2
合計 Overall	0.5	0.5	0.4	2.6	18.4	20.2

註釋： 百分比是以調查範圍內有提供相關資料的各年齡／性別組別的學生為基礎而計算。

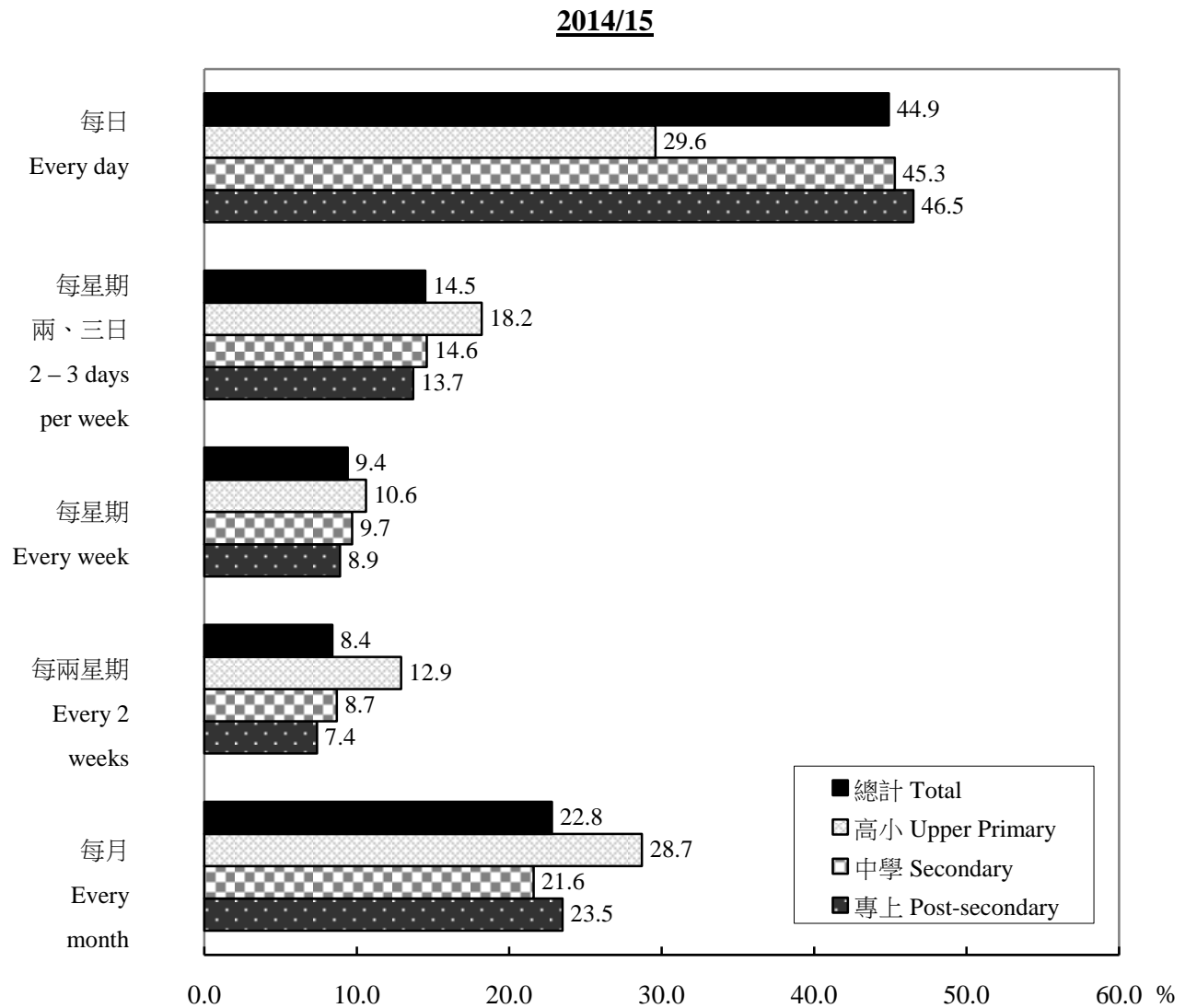
Note: Percentages are calculated based on students in the respective age/sex groups who had provided the relevant information.

2. 曾吸食毒品的學生的特性

Characteristics of lifetime drug-taking students

圖2.1 在調查前 30 天內曾吸食毒品的學生吸食毒品的次數（按教育程度分組）（2014/15 年）

Chart 2.1 Drug-taking frequency of students who took drugs within 30 days preceding survey enumeration by education level, 2014/15

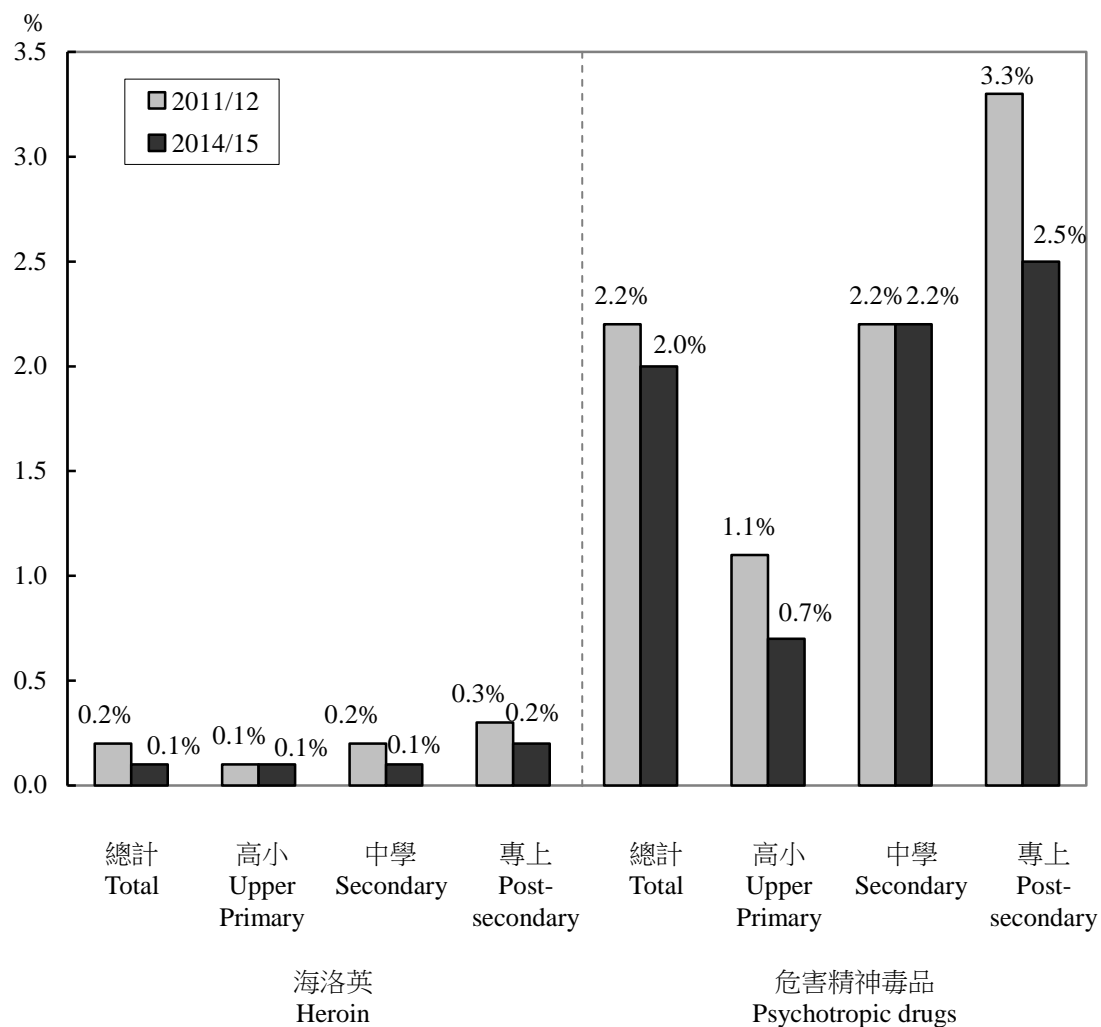


註釋： 百分比是以在調查前 30 天內曾吸食毒品並有提供相關資料的各教育程度的學生為基礎而計算。

Note: Percentages are calculated based on students in the respective education levels who had taken drugs within 30 days preceding survey enumeration, and had provided relevant information.

圖2.2 曾吸食海洛英／危害精神毒品的學生所佔比例（按教育程度分組）（2011/12 年及 2014/15 年）

Chart 2.2 Proportion of lifetime heroin / psychotropic drug-taking students by education level, 2011/12 and 2014/15

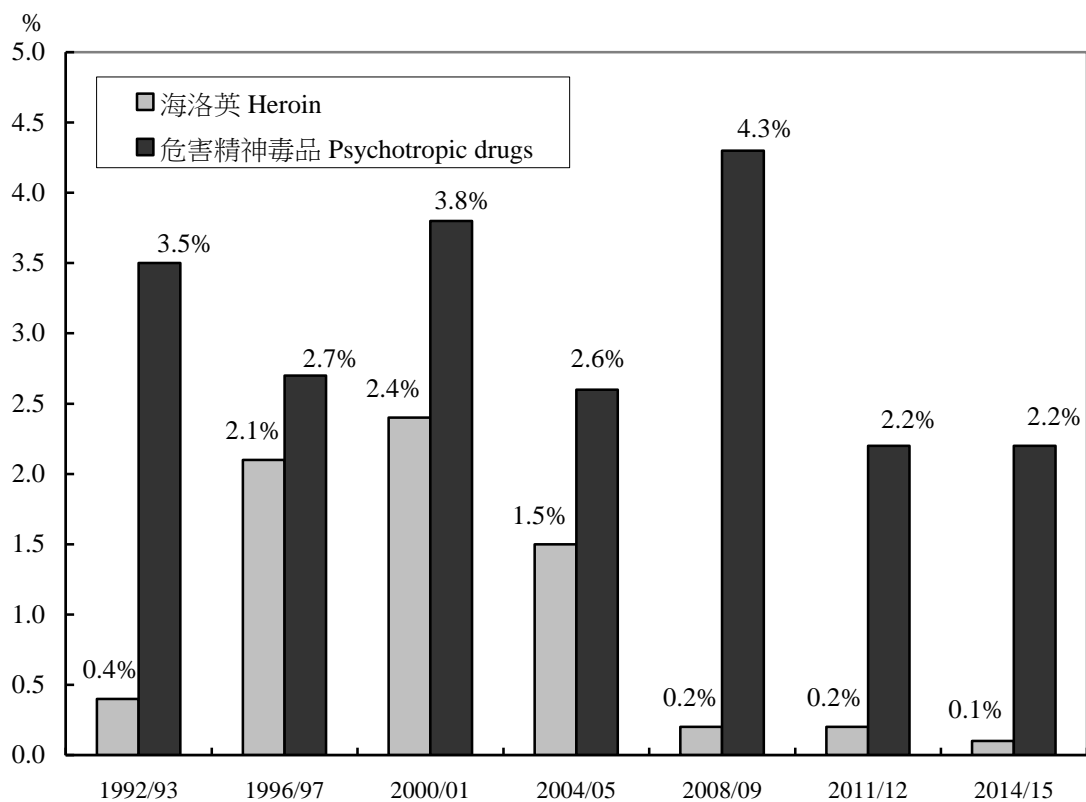


註釋： 1. 學生可選擇多過一個答案。
2. 百分比是以調查範圍內各教育程度的學生為基礎而計算。

Notes: 1. Students were allowed to choose more than one answer.
2. Percentages are calculated based on students in the respective education levels covered by the Survey.

圖2.3 曾吸食海洛英／危害精神毒品的學生所佔比例（1992/93 年至 2014/15 年）（中學學生）

Chart 2.3 Proportion of lifetime heroin / psychotropic drug-taking students, 1992/93 – 2014/15 (Secondary students)



註釋： 1. 學生可選擇多過一個答案。
2. 百分比是以調查範圍內所有中學生為基礎而計算。

Notes: 1. Students were allowed to choose more than one answer.
2. Percentages are calculated based on all secondary students covered by the Survey.

表2.1 曾吸食海洛英的學生所佔比例（按年齡、性別及教育程度分組）（2011/12 年及 2014/15 年）

Table 2.1 Proportion of lifetime heroin-taking students by age, by sex and by education level, 2011/12 and 2014/15

年齡／性別 Age / Sex	總計 Total		高小 Upper Primary		中學 Secondary		專上 Post-secondary	
	2011/12 (%)	2014/15 (%)	2011/12 (%)	2014/15 (%)	2011/12 (%)	2014/15 (%)	2011/12 (%)	2014/15 (%)
年齡 Age								
10 歲或以下 10 years old or below	0.1	0.1	0.1	0.1	0.1	0.1		
11-12	0.1	0.1	0.1	#				
13-14	0.1	0.1			0.1	0.1	0.4	0.2
15-16	0.3	0.2			0.3	0.2		
17-18	0.3	0.2			0.3	0.2		
19-20	0.2	0.2	0.4	#			0.3	0.2
21-22					0.2	0.3	0.2	0.2
23 歲或以上 23 years old or above	0.2	0.2					0.3	0.3
合計 Overall	0.2	0.1	0.1	0.1	0.2	0.1	0.3	0.2
性別 Sex								
男 Male	0.3	0.2	0.1	0.1	0.3	0.2	0.5	0.4
女 Female	0.1	0.1	#	0.1	0.1	0.1	0.1	0.1
合計 Overall	0.2	0.1	0.1	0.1	0.2	0.1	0.3	0.2

註釋： 1. 百分比是以調查範圍內有提供相關資料的各年齡／性別組別及教育程度的學生為基礎而計算。
2. # 大於 0 但少於 0.05。

Notes: 1. Percentages are calculated based on students in the respective age/sex groups and education levels who had provided relevant information.
2. # Greater than 0 but less than 0.05.

表2.2 曾吸食危害精神毒品的學生所佔比例（按年齡、性別及教育程度分組）（2011/12 年及 2014/15 年）

Table 2.2 Proportion of lifetime psychotropic drug-taking students by age, by sex and by education level, 2011/12 and 2014/15

年齡／性別 Age / Sex	總計 Total		高小 Upper Primary		中學 Secondary		專上 Post-secondary	
	2011/12	2014/15	2011/12	2014/15	2011/12	2014/15	2011/12	2014/15
	(%)	(%)	(%)	(%)	(%)	(%)	(%)	(%)
年齡 Age								
10 歲或以下 10 years old or below	1.3	0.9	1.3	0.8	1.7	2.1	4.1	2.1
11-12	1.1	1.2	0.8	0.6				
13-14	1.9	2.1	1.6	***	1.9	2.1		
15-16	2.5	2.2			2.4	2.1		
17-18	2.6	2.3			2.5	2.5		
19-20	2.5	2.2			2.1	3.1	2.6	2.1
21-22	3.4	3.0					2.7	2.5
23 歲或以上 23 years old or above							5.8	4.5
合計 Overall	2.2	2.0	1.1	0.7	2.2	2.2	3.3	2.5
性別 Sex								
男 Male	2.7	2.6	1.4	0.8	2.6	2.9	4.4	3.6
女 Female	1.6	1.4	0.6	0.6	1.7	1.5	2.2	1.7
合計 Overall	2.2	2.0	1.1	0.7	2.2	2.2	3.3	2.5

註釋： 1. 百分比是以調查範圍內有提供相關資料的各年齡／性別組別及教育程度的學生為基礎而計算。

2. *** 由於抽樣誤差相對較大，該估計不予公布。為免從總數減去餘數後能得出未有顯示的數字，在有需要時，另一數字亦同時不會顯示。

Notes: 1. Percentages are calculated based on students in the respective age/sex groups and education levels who had provided relevant information.

2. *** Estimates are not released due to relatively large sampling error. When necessary, an additional cell is also suppressed to prevent the deduction of a suppressed cell from the total.

表2.3 主要被吸食的毒品種類（按教育程度分組）（2011/12 年及 2014/15 年）

Table 2.3 Major types of drugs taken by education level, 2011/12 and 2014/15

主要的毒品種類 Major type of drugs	總計 Total		高小 Upper Primary		中學 Secondary		專上 Post-secondary	
	2011/12 (%)	2014/15 (%)	2011/12 (%)	2014/15 (%)	2011/12 (%)	2014/15 (%)	2011/12 (%)	2014/15 (%)
大麻（草） Cannabis (Grass / Marijuana / Weed)	45.3	59.1	8.1	8.1	42.9	57.9	64.2	73.1
K 仔（茄／氯胺酮） Ketamine (K / Ket / K Zai)	33.3	16.3	13.3	8.2	36.1	15.1	35.0	20.2
可卡因 Cocaine	18.8	15.1	11.2	8.2	19.3	15.1	20.5	16.9
咳水／咳丸 Codeine / Cough medicines	20.1	15.1	38.3	34.3	18.1	15.6	17.5	9.7
冰毒 Ice	20.4	14.1	14.3	18.4	22.3	12.1	18.7	16.5
搖頭丸（忘我／E 仔） Ecstasy (MDMA / XTC)	22.1	13.3	14.2	10.4	19.1	10.8	31.1	18.2
天拿水／強力膠／其他有機溶劑 Thinner / Glue / Other organic solvent	10.8	11.6	15.7	14.8	11.1	13.8	8.3	7.1
白粉（海洛英） Heroin	9.0	7.4	5.8	8.6	9.5	6.4	9.0	8.8
藍精靈（白瓜子） Halcion (Dormicum)	8.5	6.3	5.5	8.2	8.0	6.5	10.8	5.6
五仔（哈哈笑／Give-me-five） Give-me-five	11.3	5.0	7.4	7.7	9.8	3.8	15.8	6.4
喵喵 Meow Meow	4.4	4.0	7.6	11.1	3.9	4.3	4.0	2.0
K2	4.7	4.0	8.1	7.8	4.0	4.3	4.9	2.6

註釋： 1. 學生可選擇多過一個答案。
2. 百分比是以有提供相關資料的各教育程度的曾吸食毒品的學生為基礎而計算。

Notes: 1. Students were allowed to choose more than one answer.
2. Percentages are calculated based on students in the respective education levels who had ever taken drugs, and had provided the relevant information.

表2.4 吸食毒品種類的數目（按性別及教育程度分組）（2011/12 年及 2014/15 年）

Table 2.4 Number of types of drugs taken by sex and education level, 2011/12 and 2014/15

吸食的毒品種類的數目 Number of types of drugs taken	總計 Total		高小 Upper Primary		中學 Secondary		專上 Post-secondary	
	2011/12 (%)	2014/15 (%)	2011/12 (%)	2014/15 (%)	2011/12 (%)	2014/15 (%)	2011/12 (%)	2014/15 (%)
男 Male								
只有一種 One only	57.4	68.1	71.4	74.0	57.6	68.7	52.8	66.1
超過一種 More than one	42.6	31.9	28.6	26.0	42.4	31.3	47.2	33.9
女 Female								
只有一種 One only	56.9	67.3	85.6	69.9	55.5	71.0	53.2	63.8
超過一種 More than one	43.1	32.7	14.4	30.1	44.5	29.0	46.8	36.2
總計 Total								
只有一種 One only	57.4	67.8	76.1	72.4	56.8	69.4	53.1	65.2
超過一種 More than one	42.6	32.2	23.9	27.6	43.2	30.6	46.9	34.8

註釋： 百分比是以有提供相關資料的各教育程度的曾吸食毒品的學生為基礎而計算。

Note: Percentages are calculated based on students in the respective education levels who had ever taken drugs, and had provided the relevant information.

表2.5 購買毒品的主要金錢來源（按教育程度分組）（2011/12 年及 2014/15 年）（中學或以上的學生）

Table 2.5 Main sources of money for buying drugs by education level, 2011/12 and 2014/15 (Secondary or above students)

主要金錢來源 Main sources of money	總計 Total		中學 Secondary		專上 Post-secondary	
	2011/12 (%)	2014/15 (%)	2011/12 (%)	2014/15 (%)	2011/12 (%)	2014/15 (%)
免費 Free of charge	45.2	47.8	45.0	49.1	45.5	46.4
零用錢 Pocket money	34.0	33.9	36.3	32.6	30.4	35.4
非法途徑 Illegal sources	20.9	17.2	19.9	17.7	22.5	16.6
偷竊 Stealing	11.8	9.9	11.2	9.8	12.9	10.1
出售毒品 Sell drugs	9.9	9.0	10.6	8.7	8.7	9.3
其他非法途徑 Other illegal sources	9.4	7.4	9.1	8.4	9.9	6.3
援交 Compensated dating	19.0	15.9	17.7	17.2	21.2	14.6
做合法兼職得來的錢 Earn from doing legal part-time jobs	12.4	15.4	9.6	11.0	16.8	20.0
向朋友／同學借來的錢 Borrow from friends / schoolmates	6.1	6.2	6.5	6.1	5.3	6.3
以上之外的其他財政來源 Other sources of money except of the above	8.0	4.3	8.6	5.8	7.2	2.8

註釋： 1. 學生可選擇多過一個答案。
2. 百分比是以有提供相關資料的各教育程度的曾吸食毒品的學生為基礎而計算。

Notes: 1. Students were allowed to choose more than one answer.
2. Percentages are calculated based on students in the respective education levels who had ever taken drugs, and had provided the relevant information.

表2.6 通常吸食毒品的地點（按教育程度分組）（2011/12 年及 2014/15 年）

Table 2.6 Usual localities for taking drugs by education level, 2011/12 and 2014/15

通常吸食毒品的地點 Usual localities for taking drugs	總計 Total		高小 Upper Primary		中學 Secondary		專上 Post-secondary	
	2011/12 (%)	2014/15 (%)	2011/12 (%)	2014/15 (%)	2011/12 (%)	2014/15 (%)	2011/12 (%)	2014/15 (%)
自己家中／朋友家中 Own homes / homes of friends	50.8	50.8	39.6	26.6	50.8	47.2	54.5	57.8
朋友／同學／鄰居家中 Friends' / schoolmates' / neighbours' home	33.3	36.0	6.6	11.3	34.5	32.4	40.4	43.0
自己家中 At home	26.0	25.1	36.3	20.3	25.3	24.7	23.6	26.2
公眾遊樂場／球場／公園／公廁 Public playground / park / public toilet	18.6	20.2	9.4	23.9	22.9	21.7	14.8	18.1
酒吧 Bar, pub or club	20.4	15.5	16.2	14.5	20.8	14.5	21.3	16.7
大廈梯間或大廈的公眾地方／後巷 Staircase or public area in building / back alley	13.1	12.9	5.8	12.5	16.7	11.5	9.6	14.4
學校（包括宿舍） School (including dormitory)	10.8	11.3	10.2	9.1	10.9	8.9	10.9	14.0
沙灘 Beach	8.7	10.2	7.5	10.6	10.4	11.6	6.4	8.7
遊艇 Yacht	6.9	9.1	4.9	9.3	6.8	9.2	7.7	8.9
卡拉 OK 房 ² Karaoke room ²	12.4	8.5	11.8	15.4	13.3	7.8	11.2	8.2
出租屋／渡假屋／酒店／其他出租地方 Holiday rental resort / rental place / hotel / other rental places	7.1	7.5	4.0	8.4	8.0	6.2	6.7	8.6
其他樓上娛樂場所（如樓上咖啡店、書店等） Other upstairs entertainment venues (e.g. upstairs cafés / bookstores etc.)	9.2	5.9	7.0	12.4	8.7	5.2	10.9	5.8
其他住宅單位（如空置單位等） Other residential flats (e.g. vacant flats etc.)	7.9	5.9	5.9	***	8.5	5.8	7.5	6.5
商場／商店 Shopping mall / retail shop	4.7	5.2	8.2	12.9	4.0	3.9	4.7	5.5
網吧 Internet café / cyber café	8.5	4.8	14.8	14.6	8.8	5.6	5.7	2.6
電子遊戲機中心 Video game centre	7.1	4.3	9.7	15.1	6.8	3.6	6.6	3.4
戲院 Cinema	4.8	4.3	4.8	11.4	5.3	4.8	4.0	2.9
藥房 Pharmacy	N.A.	3.5	N.A.	5.6	N.A.	3.6	N.A.	3.1
其他地點 Other localities	10.3	14.8	14.0	28.2	10.3	15.5	9.0	12.3

註釋： 1. 學生可選擇多過一個答案。
2. 在 2011/12 年的調查中，選項的字眼為「卡拉 OK」。
3. 百分比是以有提供相關資料的各教育程度的曾吸食毒品的學生為基礎而計算。
4. N.A. 2011/12 年的調查沒有提供此答案給學生選擇。
5. *** 由於抽樣誤差相對較大，該估計不予公布。為免從總數減去餘數後能得出未有顯示的數字，在有需要時，另一數字亦同時不會顯示。

Notes: 1. Students were allowed to choose more than one answer.
2. In the 2011/12 Survey, the choice was phrased as "Karaoke".
3. Percentages are calculated based on students in the respective education levels who had ever taken drugs, and had provided the relevant information.
4. N.A. Students were not provided with the answer in the 2011/12 Survey.
5. *** Estimates are not released due to relatively large sampling error. When necessary, an additional cell is also suppressed to prevent the deduction of a suppressed cell from the total.

表2.7 通常取得毒品的地點（按教育程度分組）（2011/12 年及 2014/15 年）

Table 2.7 Usual localities for obtaining drugs by education level, 2011/12 and 2014/15

通常獲取毒品的地點 Usual localities for obtaining drugs	總計 Total		高小 Upper Primary		中學 Secondary		專上 Post-secondary	
	2011/12 (%)	2014/15 (%)	2011/12 (%)	2014/15 (%)	2011/12 (%)	2014/15 (%)	2011/12 (%)	2014/15 (%)
自己家中／朋友家中 Own homes / homes of friends	46.2	44.8	30.4	25.6	44.6	42.6	54.0	50.2
朋友／同學／鄰居家中 <i>Friends' / schoolmates' / neighbours' home</i>	33.6	35.2	4.0	10.7	32.7	32.1	45.0	42.3
自己家中 <i>At home</i>	15.5	14.0	27.6	20.6	14.8	14.4	12.7	12.5
公眾遊樂場／球場／公園／公廁 Public playground / park / public toilet	14.8	15.3	11.9	12.2	18.3	16.8	10.1	14.3
酒吧 Bar, pub or club	17.7	13.3	13.9	14.9	18.2	10.6	18.2	15.7
學校（包括宿舍） School (including dormitory)	9.6	10.9	5.0	14.0	8.4	7.7	13.0	13.7
大廈梯間或大廈的公眾地方／後巷 Staircase or public area in building / back alley	11.2	9.4	6.1	11.5	14.4	8.8	7.6	9.5
卡拉 OK 房 ² Karaoke room ²	11.3	8.0	14.0	14.8	12.6	8.6	8.2	6.2
其他住宅單位（如空置單位等） Other residential flats (e.g. vacant flats etc.)	8.6	7.6	8.0	7.6	10.0	6.4	6.4	8.7
網吧 Internet café / cyber café	10.0	6.5	17.1	10.8	10.2	5.9	7.2	6.4
其他樓上娛樂場所（如樓上咖啡店、書店等） Other upstairs entertainment venues (e.g. upstairs cafés / bookstores etc.)	9.9	6.4	7.5	10.2	9.3	5.4	11.6	6.8
遊艇 Yacht	5.5	6.3	7.4	5.7	5.0	7.0	5.6	5.7
藥房 Pharmacy	N.A.	5.1	N.A.	7.0	N.A.	6.2	N.A.	3.7
電子遊戲機中心 Video game centre	7.5	5.0	10.5	14.2	8.4	4.0	4.9	4.5
沙灘 Beach	7.0	4.9	8.7	4.5	7.4	5.5	5.7	4.4
出租屋／渡假屋／酒店／其他出租地方 Holiday rental resort / rental place / hotel / other rental places	4.3	4.5	5.2	6.3	4.4	4.0	3.7	4.8
商場／商店 Shopping mall / retail shop	5.0	4.5	5.8	7.9	5.2	3.4	4.3	5.0
戲院 Cinema	4.2	4.1	8.8	9.1	3.8	3.8	3.5	3.6
其他地點 Other localities	12.6	14.7	23.0	25.5	12.5	15.3	9.3	12.3

註釋： 1. 學生可選擇多過一個答案。
2. 在 2011/12 年的調查中，選項的字眼為「卡拉 OK」。
3. 百分比是以有提供相關資料的各教育程度的曾吸食毒品的學生為基礎而計算。
4. N.A. 2011/12 年的調查沒有提供此答案給學生選擇。

Notes: 1. Students were allowed to choose more than one answer.
2. In the 2011/12 Survey, the choice was phrased as "Karaoke".
3. Percentages are calculated based on students in the respective education levels who had ever taken drugs, and had provided the relevant information.
4. N.A. Students were not provided with the answer in the 2011/12 Survey.

表2.8 提供毒品的人（按教育程度分組）（2011/12 年及 2014/15 年）

Table 2.8 Suppliers of drugs by education level, 2011/12 and 2014/15

提供毒品的人 Suppliers of drugs	高小 Upper Primary		中學 Secondary				專上 Post-secondary			
			首次 First Time		之前 30 天 Preceding 30 days		首次 First Time		之前 30 天 Preceding 30 days	
	2011/12 (%) ³	2014/15 (%) ³	2011/12 (%) ³	2014/15 (%) ³	2011/12 (%) ⁴	2014/15 (%) ⁴	2011/12 (%) ³	2014/15 (%) ³	2011/12 (%) ⁴	2014/15 (%) ⁴
朋友 Friends	28.1	24.5	48.3	54.4	38.1	44.9	53.2	61.2	35.2	49.3
朋友 ² Friends ²	16.7	15.0	38.4	47.0	25.4	33.6	42.7	53.1	26.6	37.4
男朋友／女朋友 Boyfriend / girlfriend	8.8	8.9	8.4	8.0	13.1	12.6	10.4	10.5	10.0	13.4
網友 Online friends	10.2	6.9	6.1	4.7	8.8	4.6	5.6	4.5	7.9	5.9
同學 Schoolmates	16.4	21.0	28.2	22.8	33.8	20.9	27.4	25.3	25.5	21.8
毒販 Drug dealers	15.3	14.9	9.9	9.5	24.3	20.2	7.9	8.2	19.8	20.8
父母 Parents	15.9	13.0	7.6	7.9	13.0	11.6	5.7	7.4	13.4	8.8
朋友的朋友 Friends of friends	9.4	9.4	15.1	16.4	13.9	8.1	18.2	11.4	12.6	12.3
鄰居 Neighbours	6.3	9.3	2.6	2.9	5.8	3.6	2.8	3.3	6.7	5.2
親戚 Relatives	7.3	8.8	4.4	4.0	5.3	4.6	2.7	2.6	6.9	3.5
兄弟姊妹 Brothers / sisters	4.4	8.6	4.5	3.4	7.0	2.2	3.6	2.1	9.5	4.4
娛樂場所工作人員 Staff of entertainment venues	6.4	5.0	3.0	2.2	9.5	5.9	2.9	1.9	7.8	3.9
兼職同事 Part-time colleagues	2.7	3.4	2.1	1.3	4.1	2.5	4.0	2.7	5.2	4.6
藥房職員 Staff of pharmacies	9.2	2.5	4.1	5.2	8.3	4.2	3.7	2.6	11.5	6.6
陌生人／其他人 Strangers / others	35.4	43.3	9.1	12.4	15.1	17.3	6.5	9.5	9.2	11.9

註釋： 1. 學生可選擇多過一個答案。
2. 在 2011/12 年的調查中，選項的字眼為「其他朋友」。
3. 百分比是以有提供相關資料的各教育程度的曾吸食毒品的學生為基礎而計算。
4. 百分比是以有提供相關資料的在調查前 30 天內曾吸食毒品的各教育程度的學生為基礎而計算。

Notes: 1. Students were allowed to choose more than one answer.
2. In the 2011/12 Survey, the choice was phrased as “Other friends”.
3. Percentages are calculated based on students in the respective education levels who had ever taken drugs, and had provided the relevant information.
4. Percentages are calculated based on students in the respective education levels who had taken drugs within 30 days preceding Survey enumeration, and had provided the relevant information.

表2.9 一起吸食毒品的人（按教育程度分組）（2011/12 年及 2014/15 年）（中學或以上的學生）

Table 2.9 Companions of drug-taking by education level, 2011/12 and 2014/15 (Secondary or above students)

一起吸食毒品的人 Companions of drug-taking	總計 Total		中學 Secondary		專上 Post-secondary	
	2011/12 (%)	2014/15 (%)	2011/12 (%)	2014/15 (%)	2011/12 (%)	2014/15 (%)
朋友 Friends	54.7	64.5	53.4	59.7	56.7	69.5
朋友 ² Friends ²	46.8	57.3	45.2	53.5	49.4	61.3
男朋友／女朋友 Boyfriend / girlfriend	12.5	15.0	11.6	12.2	14.1	17.9
網友 Online friends	6.5	3.8	6.9	3.0	6.0	4.8
同學 Schoolmates	28.1	26.0	27.9	25.1	28.4	26.9
自己一個人 Alone	20.7	17.2	19.9	18.3	22.0	16.1
朋友的朋友 Friends of friends	16.4	15.6	17.4	14.7	14.9	16.5
毒販 Drug dealers	9.8	9.7	9.7	10.3	9.9	9.0
父母 Parents	7.6	8.2	8.7	8.9	5.8	7.5
兄弟姊妹 Brothers / sisters	5.8	5.7	6.3	4.8	5.0	6.7
親戚 Relatives	4.3	4.9	4.5	5.4	4.0	4.4
兼職同事 Part-time colleagues	4.3	4.2	3.5	3.1	5.5	5.4
鄰居 Neighbours	4.0	3.3	3.8	3.2	4.3	3.3
陌生人／其他人 Strangers / others	8.3	9.6	9.7	11.6	5.9	7.5

註釋： 1. 學生可選擇多過一個答案。
2. 在 2011/12 年的調查中，選項的字眼為「其他朋友」。
3. 百分比是以有提供相關資料的各教育程度的曾吸食毒品的學生為基礎而計算。

Notes: 1. Students were allowed to choose more than one answer.
2. In the 2011/12 Survey, the choice was phrased as "Other friends".
3. Percentages are calculated based on students in the respective education levels who had ever taken drugs, and had provided the relevant information.

表2.10 首次吸食毒品年齡（按教育程度分組）（2011/12 年及 2014/15 年）（中學或以上的學生）

Table 2.10 Age of first drug-taking by education level, 2011/12 and 2014/15 (Secondary or above students)

首次吸食毒品年齡 Age of first drug-taking	總計 Total		中學 Secondary		專上 Post-secondary	
	2011/12 (%)	2014/15 (%)	2011/12 (%)	2014/15 (%)	2011/12 (%)	2014/15 (%)
10 歲或以下 10 or below	10.7	10.5	10.8	9.6	10.7	12.1
11-12	4.1	2.7	5.2	3.4	1.9	1.3
13-14	12.5	8.4	15.0	8.3	7.5	8.6
15-16	13.4	14.5	14.1	16.0	11.9	12.0
17-18	6.3	9.4	2.6	4.1	14.0	18.6
19-20	3.6	5.2			11.0	14.0
21 歲或以上 21 or above	2.3	3.1			7.0	8.3
記不起 Forgot	47.1	46.2	52.5	58.6	36.2	25.2
總計 Total	100.0	100.0	100.0	100.0	100.0	100.0
中位數 Median	14.4	15.2	13.5	14.4	16.5	16.9

註釋：百分比是以有提供相關資料的各教育程度的曾吸食毒品的學生為基礎而計算。

Note: Percentages are calculated based on students in the respective education levels who had ever taken drugs, and had provided the relevant information.

表2.11 吸食毒品的原因（按教育程度分組）（2011/12 年及 2014/15 年）

Table 2.11 Reasons for taking drugs by education level, 2011/12 and 2014/15

吸食毒品的原因 Reason for taking drugs	高小 Upper Primary		中學 Secondary				專上 Post-secondary			
			首次 First Time		之前 30 天 Preceding 30 days		首次 First Time		之前 30 天 Preceding 30 days	
	2011/12 (%) ³	2014/15 (%) ³	2011/12 (%) ³	2014/15 (%) ³	2011/12 (%) ⁴	2014/15 (%) ⁴	2011/12 (%) ³	2014/15 (%) ³	2011/12 (%) ⁴	2014/15 (%) ⁴
好奇 Curiosity	33.2	26.8	55.5	58.6	22.2	17.6	64.1	66.8	21.3	16.1
減輕壓力 To get away from stress	14.7	15.0	17.6	16.7	28.1	30.0	17.4	18.0	19.1	37.0
受朋輩影響 Friends' influence	17.2	14.8	31.5	24.6	21.0	15.6	33.1	31.0	16.5	15.0
提神 To keep myself awake and focused	11.1	12.2	8.4	6.9	19.3	13.9	9.4	8.7	16.3	17.0
止痛 To kill pain	13.3	11.6	6.6	9.1	17.5	16.1	6.5	4.6	15.3	10.4
逃避不开心或不愛的感覺 To get away from depression / anxiety	13.9	11.3	19.8	14.7	24.2	22.6	17.9	15.4	22.9	24.6
解悶 / 消磨時間 ² Feeling bored / nothing else to do / killing time ²	16.7	10.8	20.4	15.4	30.6	26.9	16.7	16.4	21.9	25.6
避免因沒有服食藥物時而 感到不適 To avoid discomfort of drugs absence	10.7	9.3	4.3	4.3	15.2	12.6	2.7	3.2	10.7	9.4
減肥 To lose weight	10.9	8.4	7.9	7.2	18.7	12.4	6.4	6.7	16.9	15.4
尋求刺激 To seek excitement	11.4	8.3	27.0	20.2	27.6	26.6	29.8	26.5	24.1	25.5
炫耀 To show off	8.9	6.3	8.8	8.1	16.9	15.1	7.8	8.8	15.8	9.8
跟潮流 To be cool	9.3	4.5	10.4	7.9	16.5	13.6	8.1	11.5	15.3	9.1
其他原因 Other reasons	22.9	30.4	10.9	11.0	16.7	17.5	7.4	7.3	10.1	12.6

- 註釋：
1. 學生可選擇多過一個答案。
 2. 在 2011/12 年的調查中，選項的字眼為「解悶」。
 3. 百分比是以有提供相關資料的各教育程度的曾吸食毒品的學生為基礎而計算。
 4. 百分比是以有提供相關資料的在調查前 30 天內曾吸食毒品的各教育程度的學生為基礎而計算。

- Notes:
1. Students were allowed to choose more than one answer.
 2. In the 2011/12 Survey, the choice was phrased as: "Feeling bored / nothing else to do".
 3. Percentages are calculated based on students in the respective education levels who had ever taken drugs, and had provided the relevant information.
 4. Percentages are calculated based on students in the respective education levels who had taken drugs within 30 days preceding survey enumeration, and had provided the relevant information.

表2.12 吸食毒品學生的估計人數和所佔比例（按居住地區及教育程度分組）（2011/12 年及 2014/15 年）

Table 2.12 Estimated number and proportion of drug-taking students by residential district and by education level, 2011/12 and 2014/15

居住地區 Residential district	總計 Total		高小 Upper Primary		中學 Secondary		專上 Post-secondary	
	2011/12	2014/15	2011/12	2014/15	2011/12	2014/15	2011/12	2014/15
	No. (%)	No. (%)	No. (%)	No. (%)	No. (%)	No. (%)	No. (%)	No. (%)
中西區 Central and Western	805 (3.2)	953 (4.5)	14 (0.2)	33 (0.8)	500 (3.8)	442 (4.6)	290 (5.1)	477 (6.5)
灣仔區 Wan Chai	321 (3.1)	307 (3.1)	42 (1.7)	19 (0.8)	205 (3.4)	248 (4.6)	73 (4.1)	40 (2.0)
東區 Eastern	971 (1.6)	884 (1.6)	139 (1.2)	108 (0.8)	448 (1.2)	499 (1.9)	383 (3.4)	277 (2.0)
南區 Southern	749 (2.7)	355 (1.6)	111 (1.9)	36 (0.7)	481 (2.8)	201 (1.7)	158 (3.2)	119 (1.9)
油尖旺區 Yau Tsim Mong	543 (2.1)	683 (2.5)	58 (1.3)	38 (0.6)	315 (2.0)	366 (2.6)	170 (3.3)	279 (3.9)
深水埗區 Sham Shui Po	1 039 (2.4)	740 (2.0)	123 (1.2)	61 (0.9)	745 (2.9)	391 (2.0)	172 (2.4)	288 (3.0)
九龍城區 Kowloon City	952 (2.4)	727 (1.8)	77 (0.7)	51 (0.5)	517 (2.5)	413 (2.0)	358 (4.3)	264 (2.7)
黃大仙區 Wong Tai Sin	785 (1.7)	605 (1.4)	46 (0.6)	29 (0.3)	461 (1.7)	316 (1.4)	278 (2.8)	259 (2.0)
觀塘區 Kwun Tong	1 341 (1.9)	1 242 (1.7)	106 (0.7)	114 (0.8)	837 (1.9)	761 (1.9)	397 (3.1)	367 (2.0)
葵青區 Kwai Tsing	1 089 (2.0)	758 (1.5)	77 (0.6)	63 (0.6)	750 (2.4)	480 (1.8)	263 (2.3)	215 (1.5)
荃灣區 Tsuen Wan	679 (2.1)	617 (2.1)	75 (1.0)	49 (0.7)	413 (2.1)	306 (2.3)	191 (3.4)	263 (3.2)
屯門區 Tuen Mun	1 261 (2.2)	838 (1.7)	130 (1.2)	38 (0.4)	768 (2.3)	557 (2.2)	363 (3.1)	242 (1.7)
元朗區 Yuen Long	1 556 (2.1)	1 075 (1.6)	200 (1.3)	134 (1.0)	980 (2.2)	567 (1.6)	376 (2.9)	374 (2.2)
北區 Northern	720 (1.9)	588 (1.7)	57 (0.7)	49 (0.8)	457 (2.0)	381 (2.1)	206 (2.9)	158 (1.8)
大埔區 Tai Po	752 (2.5)	490 (1.9)	113 (1.9)	27 (0.5)	396 (2.3)	361 (3.0)	244 (3.4)	102 (1.3)
沙田區 Sha Tin	1 413 (2.0)	901 (1.5)	212 (1.5)	110 (0.8)	778 (1.8)	436 (1.4)	424 (2.9)	354 (2.0)
西貢區 Sai Kung	925 (1.7)	874 (1.8)	70 (0.6)	52 (0.6)	537 (1.7)	568 (2.2)	317 (3.1)	254 (1.8)
離島 Islands	517 (2.7)	801 (4.9)	40 (0.9)	44 (1.2)	333 (2.7)	496 (5.6)	144 (5.9)	262 (6.6)
全港總計 Overall Hong Kong	16 840 (2.1)	13 948 (2.0)	1 839 (1.1)	1 103 (0.7)	10 151 (2.2)	8 138 (2.2)	4 850 (3.2)	4 707 (2.4)
中國內地／澳門 ¹ Mainland China/ Macao ¹	695 (8.9)	572 (5.8)	50 (2.8)	70 (1.9)	390 (14.2)	270 (7.9)	255 (7.7)	232 (8.0)

註釋： 1. 在 2011/12 年的調查中，選項的字眼為「中國內地」。

2. 百分比是以有提供相關資料的各教育程度的曾吸食毒品的學生為基礎而計算。

3. 由於部分學生沒有提供他們的住處，因此全港的學生數目不能從所有居住地區相加所得。

Notes: 1. In the 2011/12 Survey, the choice was phrased as: "Mainland China".

2. Percentages are calculated based on students in the respective education levels who had ever taken drugs, and had provided the relevant information.

3. As some of the students did not report their area of residence, hence the sum of all residential districts cannot add up to the overall figure of Hong Kong.

表2.13 曾否在香港以外地方吸食毒品及曾在香港以外吸食毒品的地方（按教育程度分組）
（2011/12 年及 2014/15 年）

Table 2.13 Whether took drugs outside Hong Kong and places of drug-taking outside Hong Kong by education level, 2011/12 and 2014/15

曾否在香港以外地方吸食毒品 ² ／ 曾在香港以外吸食毒品的地方 Whether took drugs outside Hong Kong ² / Places of drug-taking outside Hong Kong	總計 Total		高小 Upper Primary		中學 Secondary		專上 Post-secondary	
	2011/12 (%)	2014/15 (%)	2011/12 (%)	2014/15 (%)	2011/12 (%)	2014/15 (%)	2011/12 (%)	2014/15 (%)
曾吸食毒品的學生 Lifetime drug-taking students								
沒有 No	65.7	67.1	48.3	***	72.7	76.4	54.4	52.6
有，那些地方 ³ 是... Yes, the places ³ were...	34.3	32.9	51.7	***	27.3	23.6	45.6	47.4
中國內地／澳門 Mainland China/ Macao	63.9	50.3	82.7	***	66.2	60.3	57.1	42.7
深圳 Shenzhen	35.1	22.8	28.7	***	36.9	25.8	34.2	20.7
東莞 Dongguan	18.6	17.4	12.3	***	22.4	19.9	15.4	15.7
廣州 Guangzhou	19.1	16.2	20.5	***	22.6	20.3	14.6	13.0
珠海 Zhuhai	15.1	14.9	10.5	***	18.4	17.9	12.2	12.7
澳門 Macao	19.2	13.4	18.0	***	20.7	16.7	17.8	11.0
其他中國城市 Other cities in China	15.9	17.7	24.3	***	18.9	21.4	10.3	14.7
海外地區 Overseas	40.3	54.3	19.6	***	40.0	44.9	45.0	61.8
30 天內曾吸食毒品的學生 30-day drug-taking students								
沒有 No	34.7	33.0	27.4	***	36.7	39.7	32.7	24.8
有，那些地方 ³ 是... Yes, the places ³ were...	65.3	67.0	72.6	***	63.3	60.3	67.3	75.2
中國內地／澳門 Mainland China/ Macao	71.9	63.8	95.4	***	68.5	69.5	72.0	58.4
深圳 Shenzhen	38.4	30.8	28.1	***	40.8	31.1	36.8	30.7
東莞 Dongguan	28.0	27.6	17.3	***	30.2	27.5	26.8	27.8
廣州 Guangzhou	27.7	24.6	33.2	***	28.0	27.6	25.5	21.8
珠海 Zhuhai	24.2	24.1	19.6	***	25.3	25.5	23.5	22.9
澳門 Macao	28.5	22.1	24.3	***	29.1	23.3	28.5	21.0
其他中國城市 Other cities in China	19.6	21.2	21.9	***	20.9	25.4	16.5	17.1
海外地區 Overseas	38.4	44.7	15.9	***	43.3	39.3	35.4	49.8

註釋： 1. 除了選項「沒有」外，學生可選擇多過一個答案。
2. 百分比是以有提供相關資料的不同吸食毒品情況及各教育程度的學生為基礎而計算。
3. 百分比是以不同吸食毒品情況及各教育程度的曾在香港以外的地方吸食毒品並有提供相關資料的學生為基礎而計算。
4. *** 由於抽樣誤差相對較大，該估計不予公布。為免從總數減去餘數後能得出未有顯示的數字，在有需要時，另一數字亦同時不會顯示。

Notes: 1. Except the option "No", students were allowed to choose more than one answer.
2. Percentages are calculated based on students in the respective drug use status groups and education levels, and had provided the relevant information.
3. Percentages are calculated based on students in the respective education levels who had taken drugs in places outside Hong Kong, and had provided the relevant information.
4. *** Estimates are not released due to relatively large sampling error. When necessary, an additional cell is also suppressed to prevent the deduction of a suppressed cell from the total.

表2.14 曾否因為吸食毒品問題而向他人求助及給予最大幫助的人（按教育程度分組）
（2011/12 年及 2014/15 年）

Table 2.14 Whether sought help from others in dealing with problems resulted from taking drugs and persons who gave the greatest help by education level, 2011/12 and 2014/15

曾否向他人求助 ² ／ 給予最大幫助的人 Whether sought help from others ² / Persons who gave the greatest help	總計 Total		高小 Upper Primary		中學 Secondary		專上 Post-secondary	
	2011/12 (%)	2014/15 (%)	2011/12 (%)	2014/15 (%)	2011/12 (%)	2014/15 (%)	2011/12 (%)	2014/15 (%)
沒有 No	77.6	80.9	39.4	55.8	80.6	83.0	82.1	82.2
有，給予最大幫助的人 ³ 是... Yes, persons who gave the greatest help ³ were...	22.4	19.1	60.6	44.2	19.4	17.0	17.9	17.8
朋友 Friends	27.0	27.4	24.2	17.9	30.2	27.7	22.6	31.4
朋友 ¹ Friends ¹	10.7	15.8	5.5	7.2	14.2	17.7	7.8	17.1
男朋友／女朋友 Boyfriend / girlfriend	12.3	9.5	15.1	8.1	11.6	9.0	10.9	11.1
網友 Online friends	4.1	2.0	3.6	2.7	4.4	1.1	3.8	3.2
父母 Parents	13.3	17.4	19.7	38.8	12.0	13.0	10.2	13.9
社工 Social workers	13.9	11.9	***	***	14.4	11.2	22.0	17.9
戒毒機構社工／輔導員 Social workers / counsellors in drug treatment organizations	4.2	4.8	***	***	5.0	4.7	5.4	7.2
學校社工 School social workers	3.8	4.2	***	***	3.8	2.3	7.0	8.3
外展社工／輔導員 Outreaching social workers / counsellors	5.9	3.0	***	***	5.6	4.2	9.6	2.5
同學 Schoolmates	13.3	11.3	17.0	11.3	13.8	10.8	8.7	12.1
神職人員／教牧人員 Clergies / churchmen	7.3	7.6	***	***	7.4	9.2	13.3	8.8
醫生及醫務人員 Doctors and medical staff	2.5	5.1	***	***	1.7	7.0	4.3	3.6
老師 Teachers	2.8	3.9	4.0	10.0	1.2	2.8	5.2	2.6
其他親人（如長輩） Other relatives (e.g. seniors)	2.6	2.2	8.4	***	***	3.5	***	***
警方的學校聯絡主任 Police school Liaison Officer	3.3	1.4	***	***	2.8	2.2	5.2	***
兄弟姊妹 Brothers / sisters	1.9	1.3	4.0	***	1.7	***	***	***
其他人 Others	11.9	10.5	12.1	12.8	13.6	12.3	7.9	6.7

- 註釋：
1. 在 2011/12 年的調查中，選項的字眼為「其他朋友」。
 2. 百分比是以有提供相關資料的各教育程度的曾吸食毒品學生為基礎而計算。
 3. 百分比是以有提供相關資料的各教育程度的曾因為吸食毒品問題而向他人求助的曾吸食毒品學生為基礎而計算。
 4. *** 由於抽樣誤差相對較大，該估計不予公布。為免從總數減去餘數後能得出未有顯示的數字，在有需要時，另一數字亦同時不會顯示。

- Notes:
1. In the 2011/12 Survey, the choice was phrased as "Other friends".
 2. Percentages are calculated based on students under the respective education levels who had ever taken drugs, and had provided the relevant information.
 3. Percentages are calculated based on students under the respective education levels who had ever taken drugs and sought help from others in dealing with problems resulted from taking drugs, and had provided the relevant information.
 4. *** Estimates are not released due to relatively large sampling error. When necessary, an additional cell is also suppressed to prevent the deduction of a suppressed cell from the total.

表2.15 曾否嘗試停止吸食毒品或戒毒及其原因（按教育程度及吸食毒品的學生類型分組）
（2011/12 年及 2014/15 年）（中學或以上的學生）

Table 2.15 Whether attempted to stop taking drugs or give up drugs and the respective reasons by type of drug-taking students and by education level, 2011/12 and 2014/15 (Secondary or above students)

曾否嘗試停止吸食毒品或戒毒 ² ／ 其原因 Whether attempted to stop taking drugs or give up drugs ² / Respective reasons	總計 Total		中學 Secondary		專上 Post-secondary	
	2011/12 (%)	2014/15 (%)	2011/12 (%)	2014/15 (%)	2011/12 (%)	2014/15 (%)
曾吸食毒品的學生 Lifetime drug-taking students						
未曾嘗試停止吸食毒品或戒毒，原因 ³ 是... Never attempted to stop taking drugs or give up drugs, reasons ³ were...	45.7	54.9	45.3	57.4	46.4	51.8
我不覺得自己已經上癮 <i>I do not think I am addicted</i>	58.2	64.4	53.1	56.9	66.7	72.7
很喜歡吸食毒品後的感覺 <i>I like the feeling that drugs give me</i>	33.1	29.2	35.0	30.5	30.0	27.9
我不認為吸食毒品會對身體造成嚴重損害 <i>I do not think using drugs is harmful to health</i>	25.4	25.5	24.4	20.8	26.9	30.6
我的朋友仍有吸食毒品 <i>My friends are still using drugs</i>	18.4	13.3	19.1	11.3	17.1	15.4
我的家人不知道／沒有阻止我 <i>My family did not know / stop me</i>	16.9	13.3	19.1	14.0	13.1	12.6
戒毒很辛苦 <i>It is hard to give up drugs</i>	15.8	10.2	18.1	9.7	11.9	10.7
其他原因 <i>Other reasons</i>	23.2	22.5	26.6	28.1	17.4	16.3
曾嘗試停止吸食毒品及戒毒，原因 ⁴ 是... Having attempted to stop taking drugs or give up drugs, reasons ⁴ were...	54.3	45.1	54.7	42.6	53.6	48.2
吸毒影響我的健康 <i>Using drugs affected my health</i>	50.9	43.8	52.3	42.9	48.2	44.8
吸食毒品是犯法的，我怕被拘捕 <i>I am afraid of getting arrested as using drugs is illegal</i>	27.6	31.1	31.0	33.1	21.5	28.9
吸毒影響我的學業 <i>Using drugs affected my study</i>	27.7	27.4	30.7	31.1	22.4	23.1
吸毒影響我的日常生活 <i>Using drugs affected my daily life</i>	30.4	24.6	32.0	27.0	27.4	21.8
吸毒影響我的家庭 <i>Using drugs affected my family</i>	22.3	18.9	23.2	20.7	20.5	16.9
吸毒影響我與朋友的關係 <i>Using drugs affected my relationship with friends</i>	18.4	14.6	19.9	20.5	15.5	7.9
我沒有足夠金錢 <i>I do not have enough money</i>	10.6	12.2	10.8	14.2	10.3	9.9
男朋友／女朋友不喜歡 <i>My boyfriend / girlfriend did not like it</i>	18.1	11.9	21.4	15.3	12.2	8.1
其他原因 <i>Other reasons</i>	23.4	28.2	19.3	24.3	30.8	32.6

曾否嘗試停止吸食毒品或戒毒 ² ／ 其原因 Whether attempted to stop taking drugs or give up drugs ² / Respective reasons	總計 Total 2011/12 2014/15 (%) (%)		中學 Secondary 2011/12 2014/15 (%) (%)		專上 Post-secondary 2011/12 2014/15 (%) (%)	
30 天內曾吸食毒品的學生 30-day drug-taking students						
未曾嘗試停止吸食毒品或戒毒，原因 ³ 是... Never attempted to stop taking drugs or give up drugs, reasons ³ were...	66.8	70.0	63.1	72.4	74.5	67.2
我不覺得自己已經上癮 I do not think I am addicted	56.1	56.8	55.0	54.7	58.1	59.4
我很喜歡吸食毒品後的感覺 I like the feeling that drugs give me	45.8	42.9	49.0	42.7	40.2	43.2
我不認為吸食毒品會對身體造成嚴重損害 I do not think using drugs is harmful to health	32.7	35.6	32.8	31.0	32.4	41.5
我的朋友仍有吸食毒品 My friends are still using drugs	24.4	19.8	26.2	16.8	21.2	23.6
我的家人不知道／沒有阻止我 My family did not know / stop me	22.4	18.2	26.3	19.0	15.5	17.2
戒毒很辛苦 It is hard to give up drugs	21.5	13.3	23.5	12.5	18.0	14.3
其他原因 Other reasons	19.1	21.3	21.5	23.4	14.7	18.7
曾嘗試停止吸食毒品及戒毒，原因 ⁴ 是... Having attempted to stop taking drugs or give up drugs, reasons ⁴ were...	33.2	30.0	36.9	27.6	25.5	32.8
吸毒影響我的學業 Using drugs affected my study	29.3	36.4	32.4	37.3	20.4	35.6
吸毒影響我的健康 Using drugs affected my health	41.4	34.2	42.7	25.5	37.6	42.8
吸食毒品是犯法的，我怕被拘捕 I am afraid of getting arrested as using drugs is illegal	22.9	27.7	25.5	31.1	15.5	24.3
吸毒影響我的日常生活 Using drugs affected my daily life	30.7	22.2	34.1	20.1	20.9	24.2
男朋友／女朋友不喜歡 My boyfriend / girlfriend did not like it	21.2	17.2	26.8	20.0	5.1	14.5
吸毒影響我的家庭 Using drugs affected my family	19.3	16.4	20.2	18.9	16.9	13.9
吸毒影響我與朋友的關係 Using drugs affected my relationship with friends	17.2	14.4	20.0	23.6	9.0	5.3
我沒有足夠金錢 I do not have enough money	18.7	15.5	19.5	15.1	16.3	15.8
其他原因 Other reasons	19.0	20.2	15.9	18.1	27.7	22.2

- 註釋：
- 除了選項「沒有」外，學生可選擇多過一個答案。
 - 百分比是以有提供相關資料的不同吸食毒品情況及各教育程度的學生為基礎而計算。
 - 百分比是以有提供相關資料，並表示未曾嘗試停止吸食毒品或戒毒的不同吸食毒品情況及各教育程度的學生為基礎而計算。
 - 百分比是以有提供相關資料，並表示曾嘗試停止吸食毒品或戒毒的不同吸食毒品情況及各教育程度的學生為基礎而計算。

- Notes:
- Except the option "No", students were allowed to choose more than one answer.
 - Percentages are calculated based on the students in the respective drug use status groups and education levels, who had provided the relevant information.
 - Percentages are calculated based on the students in the respective drug use status groups and education levels who had not attempted to stop taking drugs or give up drugs, and had provided the relevant information.
 - Percentages are calculated based on the students in the respective drug use status groups and education levels who had attempted to stop taking drugs or give up drugs, and had provided the relevant information.

3. 不曾吸食毒品的學生接觸毒品的風險和所得的禁毒資訊

Exposure to risk of drugs and anti-drug messages among non-drug-taking students

表3.1 不曾吸食毒品的學生曾否獲提供毒品及毒品提供者(按教育程度分組)(2011/12年及2014/15年)

Table 3.1 Whether non-drug-taking students had been offered drugs and the offering persons by education level, 2011/12 and 2014/15

曾否獲提供毒品 ³ ／ 毒品提供者 Whether been offered drugs ³ / Offering persons	總計 Total		高小 Upper Primary		中學 Secondary		專上 Post-secondary	
	2011/12 (%)	2014/15 (%)	2011/12 (%)	2014/15 (%)	2011/12 (%)	2014/15 (%)	2011/12 (%)	2014/15 (%)
沒有 No	97.8	98.2	98.6	98.3	97.8	98.3	97.0	97.8
有，提供者 ⁴ 是... Yes, the offering persons ⁴ were...	2.2	1.8	1.4	1.7	2.2	1.7	3.0	2.2
朋友 Friends	51.5	50.2	32.4	39.1	55.4	53.6	52.8	52.3
朋友 ² Friends ²	45.4	43.0	20.2	25.2	49.5	48.1	49.4	46.6
網友 Online friends	8.6	7.9	16.7	17.8	8.4	5.3	4.7	5.5
男朋友／女朋友 Boyfriend / girlfriend	4.3	5.0	4.8	7.6	4.6	4.5	3.5	4.0
同學 Schoolmates	25.6	27.5	15.0	23.3	23.6	25.4	35.7	33.0
朋友的朋友 Friends of friends	28.2	25.4	13.8	16.9	30.9	25.0	29.9	31.1
毒販 Drug dealers	13.7	18.4	36.5	39.3	11.0	14.5	7.8	11.2
陌生人／其他人 Strangers / others	11.7	10.1	27.0	14.1	10.0	10.1	7.3	7.7
娛樂場所工作人員 Staff of entertainment venues	7.5	8.0	9.5	13.0	7.4	5.9	6.7	7.8
親戚 Relatives	3.0	5.1	5.7	14.3	2.5	3.4	2.7	2.0
鄰居 Neighbours	2.9	5.0	7.1	14.1	2.7	2.9	1.3	2.6
父母 Parents	2.1	4.8	6.5	13.6	1.7	3.4	0.8	1.5
兼職同事 Part-time colleagues	3.7	3.8	4.6	7.5	2.7	2.0	5.5	4.0
兄弟姊妹 Brothers / sisters	1.6	2.9	2.6	8.8	1.7	1.7	0.9	1.1

註釋： 1. 學生可選擇多於一個答案。
2. 在2011/12年的調查中，選項的字眼為「其他朋友」。
3. 百分比是以有提供相關資料的不曾吸食毒品的各教育程度的學生為基礎而計算。
4. 百分比是以有提供相關資料，並曾獲提供毒品的不曾吸食毒品的各教育程度的學生為基礎而計算。

Notes: 1. Students were allowed to choose more than one answer.
2. In the 2011/12 Survey, the choice was phrased as "Other friends".
3. Percentages are calculated based on non-drug-taking students in the respective education levels who had provided the relevant information.
4. Percentages are calculated based on non-drug-taking students in the respective education levels who had been offered drugs, and had provided the relevant information.

表3.2 不曾吸食毒品的學生曾否獲提供毒品及提供毒品的地點（按教育程度分組）
（2011/12 年及 2014/15 年）

Table 3.2 Whether non-drug-taking students had been offered drugs and localities of offer by education level, 2011/12 and 2014/15

曾否獲提供毒品 ³ ／ 提供毒品予學生的地點 Whether been offered drugs ³ / Localities of offer	總計 Total		高小 Upper Primary		中學 Secondary		專上 Post-secondary	
	2011/12 (%)	2014-15 (%)	2011/12 (%)	2014-15 (%)	2011/12 (%)	2014-15 (%)	2011/12 (%)	2014-15 (%)
沒有 No	97.3	98.1	96.9	98.0	97.6	98.3	96.8	97.7
有，提供地點 ⁴ 是... Yes, localities of offer ⁴ were...	2.7	1.9	3.1	2.0	2.4	1.7	3.2	2.3
公眾遊樂場／球場／公園／公廁 Public playground / park / public toilet	27.9	25.7	32.5	31.1	31.0	28.1	15.6	18.6
酒吧 Bar, pub or club	26.2	23.1	25.5	23.4	22.8	21.3	34.7	25.5
朋友／同學／鄰居中 Friends' / schoolmates' / neighbours' home	19.4	20.7	10.7	12.4	21.9	21.2	23.4	25.8
大廈梯間或大廈的公眾地方／後巷 Staircase or public area in building / back alley	16.6	15.5	22.2	23.0	16.4	14.9	10.8	11.0
卡拉OK房 ² Karaoke room ²	18.6	15.1	28.7	24.1	15.7	12.8	13.8	11.7
學校〔包括宿舍〕 School (including dormitory)	11.8	13.5	8.0	6.9	11.0	10.2	17.9	22.8
網吧 Internet café / cyber café	15.6	12.1	26.0	17.4	13.9	11.8	7.9	8.9
電子遊戲機中心 Video game centre	10.8	9.4	22.0	17.1	7.3	7.5	6.1	6.5
沙灘 Beach	5.8	6.9	7.7	8.2	5.8	8.2	3.7	4.2
其他樓上娛樂場所〔如樓上咖啡店、書店等〕 Other upstairs entertainment venues (e.g. upstairs cafés / bookstores etc.)	7.8	6.6	11.9	13.1	6.1	4.5	7.1	4.9
自己家中 At home	6.1	6.6	11.0	12.7	4.7	4.1	3.8	5.8
出租屋／渡假屋／酒店／其他出租地方 Holiday rental resort / rental place / hotel / other rental places	5.7	6.3	9.6	11.0	4.8	4.4	3.5	5.6
其他住宅單位〔如空置單位等〕 Other residential flats (e.g. vacant flats etc.)	5.3	6.2	6.9	8.5	5.0	5.0	4.4	6.3
遊艇 Yacht	5.0	5.8	8.9	11.7	4.0	4.7	3.0	3.1
商場／商店 Shopping mall / retail shop	5.7	5.5	11.8	11.1	4.0	4.0	2.6	3.4
藥房 Pharmacy	N.A.	4.4	N.A.	9.9	N.A.	2.6	N.A.	2.9
戲院 Cinema	3.4	4.1	7.4	6.3	2.4	4.4	1.1	2.0
其他地點 Other localities	10.2	7.7	15.5	10.9	8.3	7.5	8.6	5.8

- 註釋： 1. 學生可選擇多於一個答案。
2. 在 2011/12 年的調查中，選項的字眼為「卡拉OK」。
3. 百分比是以有提供相關資料的不曾吸食毒品的各教育程度的學生為基礎而計算。
4. 百分比是以有提供相關資料，並曾獲提供毒品的不曾吸食毒品的各教育程度的學生為基礎而計算。
5. N.A. 2011/12 年的調查沒有提供此答案給學生選擇。

- Notes: 1. Students were allowed to choose more than one answer.
2. In the 2011/12 Survey, the choice was phrased as "Karaoke".
3. Percentages are calculated based on non-drug-taking students in the respective education levels who had provided the relevant information.
4. Percentages are calculated based on non-drug-taking students in the respective education levels who had been offered drugs, and had provided the relevant information.
5. N.A. Students were not provided with the answer in the 2011/12 Survey.

表3.3 令不曾吸食毒品的學生遠離毒品的因素（按教育程度分組）（2011/12 年及 2014/15 年）（中學或以上的學生）

Table 3.3 Factors that kept non-drug-taking students away from drugs by education level, 2011/12 and 2014/15 (Secondary or above students)

令學生遠離毒品的因素 Factors that kept students away from drugs	總計 Total		中學 Secondary		專上 Post-secondary	
	2011/12 (%)	2014/15 (%)	2011/12 (%)	2014/15 (%)	2011/12 (%)	2014/15 (%)
我害怕吸毒所帶來的後果 I am afraid of the consequences of using drugs	81.8	81.5	83.0	85.0	78.2	74.9
吸食毒品會損害健康 Drugs are harmful to health	71.4	70.8	71.7	72.5	70.4	67.6
藏有毒品是違法的 Possessing drugs is illegal	53.8	54.1	55.1	57.5	49.9	47.5
我害怕上癮 I will get addicted to drugs	49.8	45.5	49.9	47.0	49.7	42.7
我害怕影響學業 My study will be affected	46.6	41.5	48.7	45.4	40.2	34.0
我害怕連累家人 My family will be implicated	42.9	39.8	44.1	43.6	39.3	32.6
我害怕影響外表 My appearance will be affected	44.7	39.4	45.6	40.8	41.9	36.6
其他後果 Other consequences	8.7	7.7	8.7	8.3	8.7	6.6
我不喜歡吸毒者的形象 I do not like the image of drug-takers	63.4	62.0	63.7	61.9	62.4	62.2
其他人的影響 Influence of other	53.5	54.4	53.7	53.2	53.0	56.6
父母／兄弟姊妹的影響 Influence of parents / brothers and sisters	41.2	42.5	41.0	41.5	42.0	44.4
老師的影響 Influence of teachers	25.6	27.6	26.0	27.7	24.5	27.5
非吸食毒品朋友的影響 Influence of non-drug-taking friends	27.5	26.2	27.8	25.6	26.6	27.3
傳媒／偶像的影響 Influence of media / celebrities	20.6	22.0	19.9	19.7	22.7	26.4
有其他比吸食毒品更有趣的事情可做 There are more interesting things to do other than using drugs	49.5	46.8	49.5	46.0	49.7	48.2
我有堅強的意志力去抵抗吸毒 I have strong will power to resist drugs	49.0	46.7	48.3	45.9	51.3	48.1
其他因素 Other factors	4.1	2.1	4.1	1.9	4.1	2.5

註釋： 1. 學生可選擇多於一個答案。
2. 百分比是以有提供相關資料的不曾吸食毒品的中學或以上程度的學生為基礎而計算。

Notes: 1. Students were allowed to choose more than one answer.
2. Percentages are calculated based on the students in the secondary level or above who had never taken drugs, and had provided the relevant information.

表3.4 不曾吸食毒品的學生拒絕毒品的的方法（按教育程度分組）（2011/12 年及 2014/15 年）（中學或以上的學生）

Table 3.4 Methods used to refuse drugs among non-drug-taking students by education level, 2011/12 and 2014/15 (Secondary or above students)

拒絕毒品的方法 Methods used to refuse drugs	總計 Total		中學 Secondary		專上 Post-secondary	
	2011/12 (%)	2014/15 (%)	2011/12 (%)	2014/15 (%)	2011/12 (%)	2014/15 (%)
我直接地拒絕 I refused directly myself	72.2	69.0	69.7	68.3	78.1	69.9
找藉口拒絕 I refused with an excuse	20.8	19.2	21.8	20.9	18.7	16.7
我即時離開 I left immediately	15.6	18.9	17.1	20.4	12.1	16.9
我裝作聽不到，轉換了話題或提議做其他事 ² I pretended that I did not know of the offer and I changed the topic or suggested doing something else ²	12.8	12.4	14.4	14.6	8.9	9.4
在場的朋友助我拒絕 My friends helped me to refuse at the scene	13.7	9.9	15.1	11.0	10.5	8.2
我向其他人尋求協助（如報警） I sought help from others (e.g. called the police)	3.4	5.9	4.2	7.6	1.4	3.6
其他方法 By other ways	4.9	5.8	5.7	6.7	3.2	4.4

註釋： 1. 學生可選擇多於一個答案。
2. 百分比是以有提供相關資料，並曾獲提供毒品的各教育程度的不曾吸食毒品的學生為基礎而計算。

Notes: 1. Students were allowed to choose more than one answer.
2. Percentages are calculated based on the students in the respective education levels who had been offered drugs, yet had never taken drugs, and had provided the relevant information.

表3.5 不曾吸食毒品的學生得知好友吸食毒品後會做的事情（按教育程度分組）（2011/12年及2014/15年）

Table 3.5 Things to do if realised that close friends were taking drugs among non-drug-taking students by education level, 2011/12 and 2014/15

得知好友吸食毒品後會做的事情 Things to do if realized that close friends were taking drugs	總計 Total		高小 Upper Primary		中學 Secondary		專上 Post-secondary	
	2011/12 (%)	2014/15 (%)	2011/12 (%)	2014/15 (%)	2011/12 (%)	2014/15 (%)	2011/12 (%)	2014/15 (%)
勸他不要吸毒／鼓勵他戒毒 Tell them not to take drugs / encourage them to quit drugs	72.9	72.0	78.7	76.6	71.1	69.7	71.7	72.7
直接與他對話了解情況 Ask them why they are taking drugs	47.9	44.9	39.6	32.6	48.4	44.4	55.4	55.5
鼓勵他向其他人（如社工）尋求協助 Tell them to seek help from others (e.g. social workers)	44.7	44.1	51.9	46.1	42.3	42.5	43.6	45.8
告訴社工 Tell social workers	24.8	23.9	46.4	40.2	21.7	23.9	9.7	10.9
告訴老師 Tell my teachers	23.2	23.8	56.2	54.4	17.0	20.6	5.0	5.5
告訴他的父母 Tell their parents	17.2	19.3	49.6	52.2	9.2	13.1	4.7	5.1
疏遠他／絕交 ² Stay away from them / break off relationships ²	17.6	18.2	20.8	22.9	16.9	17.6	15.9	15.5
告訴我自己的父母 Tell my parents	17.3	17.6	35.3	37.2	13.4	13.9	9.0	9.1
報警 Call the police	11.5	13.5	28.9	28.9	6.8	10.6	6.0	6.7
裝作不知道／甚麼也不做 ³ Pretend I do not know / Do nothing ³	13.2	9.9	7.3	6.3	14.8	11.0	15.0	10.8
不知怎麼做 Do not know what to do	9.0	9.8	5.0	5.3	10.4	11.3	9.2	10.4
其他 Others	1.2	0.6	1.1	0.6	1.3	0.6	1.4	0.6

註釋： 1. 學生可選擇多於一個答案。
2. 在 2011/12 年的調查中，選項的字眼為「疏遠他」。
3. 在 2011/12 年的調查中，選項的字眼為（一）「裝作不知道」及（二）「甚麼也不做」。
4. 百分比是以有提供相關資料的各教育程度的不曾吸食毒品的學生為基礎而計算。

Notes: 1. Students were allowed to choose more than one answer.
2. In the 2011/12 Survey, the choice was phrased as “Stay away from them”.
3. In the 2011/12 Survey, the choice was phrased as: i) “Pretend I do not know”; ii) “Do nothing”.
4. Percentages are calculated based on the students in the respective education levels who had never taken drugs, and had provided the relevant information.

表3.6 如果有機會，不曾吸食毒品的學生會否嘗試勸人戒毒及其原因（按教育程度分組）
（2011/12 年及 2014/15 年）（中學或以上的學生）

Table 3.6 Whether would try to persuade drug-takers to give up drugs if there was a chance and the respective reasons among non-drug-taking students by education level, 2011/12 and 2014/15 (Secondary or above students)

會否嘗試勸人戒毒 ² ／其原因 Whether would try to persuade drug-takers to give up drugs ² / Respective reasons	總計 Total		中學 Secondary		專上 Post-secondary	
	2011/12 (%)	2014/15 (%)	2011/12 (%)	2014/15 (%)	2011/12 (%)	2014/15 (%)
不會嘗試勸人戒毒，原因 ³ 是... Would not try to persuade drug-takers to give up drugs, reasons ³ were...	29.8	29.9	31.0	32.1	26.1	25.7
我身邊沒有吸毒的人 <i>I do not know anyone who uses drugs</i>	68.8	68.7	71.1	71.6	60.3	61.8
我不懂得如何勸他 <i>I do not know how to persuade them</i>	38.9	39.0	37.9	37.6	42.3	42.6
我覺得他不理會我 <i>I think they will ignore me</i>	32.0	31.0	32.5	31.1	30.3	30.5
我對吸毒沒有認識 <i>I do not know much about drug use</i>	19.5	17.4	17.4	16.4	27.0	19.7
其他原因 <i>Other reasons</i>	7.3	7.8	7.2	7.4	7.7	8.6
會嘗試勸人戒毒，原因 ⁴ 是... Would try to persuade drug-takers to give up drugs, reasons ⁴ were...	70.2	70.1	69.0	67.9	73.9	74.3
我擔心他的健康 <i>I am worried about their health</i>	90.3	90.3	90.0	89.6	91.1	91.5
我擔心他的精神狀況 <i>I am worried about their mental conditions</i>	70.4	69.9	69.8	70.6	71.9	68.6
我擔心他的學業及前途 <i>I am worried about their studies and future</i>	69.7	65.7	71.4	70.3	64.9	57.9
其他原因 <i>Other reasons</i>	4.3	3.7	4.4	3.9	3.9	3.2

- 註釋： 1. 學生可選擇多於一個答案。
2. 百分比是以有提供相關資料的各教育程度的不曾吸食毒品的學生為基礎而計算。
3. 百分比是以有提供相關資料，並表示不會嘗試勸人戒毒的各教育程度的不曾吸食毒品的學生為基礎而計算。
4. 百分比是以有提供相關資料，並表示會嘗試勸人戒毒的各教育程度的不曾吸食毒品的學生為基礎而計算。

- Notes: 1. Students were allowed to choose more than one answer.
2. Percentages are calculated based on the students in the respective education levels who had never taken drugs, and had provided the relevant information.
3. Percentages are calculated based on the students in the respective education levels who had never taken drugs, had indicated that they would not try to persuade drug-takers to quit drugs, and had provided the relevant information.
4. Percentages are calculated based on the students in the respective education levels who had never taken drugs, had indicated that they would try to persuade drug-takers to quit drugs, and had provided the relevant information.

表3.7 曾否接觸禁毒資訊及禁毒信息的主要資訊來源（按教育程度分組）（2011/12 年及 2014/15 年）

Table 3.7 Whether ever heard of anti-drug messages and main sources of anti-drug messages among non-drug-taking students by education level, 2011/12 and 2014/15

曾否接觸禁毒資訊 ⁴ ／ 禁毒信息的主要資訊來源 Whether ever heard of anti-drug messages ⁴ / Main sources of anti-drug messages	總計 Total		高小 Upper Primary		中學 Secondary		專上 Post-secondary	
	2011/12 (%)	2014/15 (%)	2011/12 (%)	2014/15 (%)	2011/12 (%)	2014/15 (%)	2011/12 (%)	2014/15 (%)
沒有 No	9.9	11.2	14.5	21.3	7.9	8.4	10.8	8.7
有，主要的資訊來源 ⁵ 是... Yes, main sources ⁵ were...	90.1	88.8	85.5	78.7	92.1	91.6	89.2	91.3
禁毒講座 Anti-drug talks	81.9	78.2	77.3	66.1	88.0	86.7	67.4	70.2
電視、收音機及報紙等大眾傳播媒介 Mass media, such as TV, radio, newspaper, etc.	77.7	73.2	74.0	68.6	76.7	70.9	84.7	80.9
學校課程 School curriculum / materials	69.9	72.4	63.4	61.9	72.7	76.2	67.9	72.2
禁毒宣傳海報 Anti-drug posters	70.8	59.0	70.3	57.7	73.1	62.3	64.2	53.5
宣傳單張／展板／小冊子 ² Anti-drug leaflets / billboards / pamphlets ²	47.0	44.9	45.2	43.2	48.6	48.7	43.8	39.1
互聯網／智能手機／平板電腦〔包括應用程式／電郵／Blog／討論區／YouTube〕 ³ The internet / smartphone / tablet computer (including apps / mail / blog / discussion forums / YouTube) ³	29.2	40.6	22.8	40.3	30.1	42.3	33.5	37.5
親人〔如父母、兄弟姊妹、長輩〕 Relatives (e.g. parents / brothers / sisters / seniors)	26.8	27.8	37.4	39.9	26.7	30.0	15.7	15.5
禁毒活動〔如嘉年華會〕 Anti-drug activities (e.g. carnivals)	27.8	25.3	31.6	24.4	27.4	26.7	24.8	23.2
書本 Books	25.8	21.5	34.4	32.8	24.9	22.3	19.1	12.4
志願青少年機構 NGOs (voluntary youth agencies)	14.1	14.4	11.0	11.9	14.6	15.3	15.7	14.3
同學／朋友 Schoolmates / friends	13.6	14.3	17.8	19.4	13.3	15.2	10.1	9.3
香港賽馬會藥物資訊天地 The Hong Kong Jockey Club Drug InfoCentre	10.4	11.3	15.7	14.0	10.1	12.5	5.7	7.2
其他 Other sources	0.8	0.4	1.4	0.6	0.8	0.3	0.6	0.4

註釋： 1. 學生可選擇多於一個答案。

2. 在 2011/12 年的調查中，選項的字眼為「宣傳單張／展板」。

3. 在 2011/12 年的調查中，選項的字眼為「互聯網〔包括電郵／Blog／MSN／討論區〕」。

4. 百分比是以有提供相關資料的不曾吸食毒品的各教育程度的學生為基礎而計算。

5. 百分比是以有提供相關資料，並曾接觸禁毒信息的不曾吸食毒品的各教育程度的學生為基礎而計算。

Notes: 1. Students were allowed to choose more than one answer.

2. In the 2011/12 Survey, the choice was phrased as: "Anti-drug leaflets / billboards".

3. In the 2011/12 Survey, the choice was phrased as: "The internet (including mail / blog / MSN / discussion forums)".

4. Percentages are calculated based on the non-drug-taking students in the respective education levels who had provided the relevant information.

5. Percentages are calculated based on the non-drug-taking students in the respective education levels who had heard of anti-drug messages, and had provided the relevant information.

表3.8 曾否參與禁毒活動及曾參與的禁毒活動（按教育程度分組）（2011/12 年及 2014/15 年）

Table 3.8 Whether ever participated in anti-drug activities and anti-drug activities ever participated among non-drug-taking students by education level, 2011/12 and 2014/15

曾否參與禁毒活動 ³ ／ 曾參與的禁毒活動 Whether ever participated in anti-drug activities ³ / Anti-drug activities ever participated	總計 Total		高小 Upper Primary		中學 Secondary		專上 Post-secondary	
	2011/12 (%)	2014/15 (%)	2011/12 (%)	2014/15 (%)	2011/12 (%)	2014/15 (%)	2011/12 (%)	2014/15 (%)
沒有 No	30.1	39.4	34.5	45.5	25.8	29.9	38.1	52.4
有，曾參與的禁毒活動 ⁴ 是... Yes, anti-drug activities ever participated ⁴ were...	69.9	60.6	65.5	54.5	74.2	70.1	61.9	47.6
研討會／講座 Seminars / talks	76.8	79.3	69.2	72.1	80.7	81.8	72.3	79.1
課堂活動〔如專題研習〕 Classroom activities (e.g. project work)	40.9	45.8	36.6	38.9	40.6	46.3	47.6	50.6
電子或網上遊戲／短片／網劇 Video or online games / video clips / online drama	26.4	25.4	31.7	30.4	27.4	27.1	15.8	16.0
比賽〔如音樂、標語創作、話劇〕 ² Competitions (e.g. music / slogan-making / Drama) ²	39.1	22.6	39.8	20.6	43.2	24.3	22.8	19.7
嘉年華會 Carnivals	20.1	17.8	24.2	21.0	19.3	16.6	17.7	18.5
電影欣賞 Movies	22.4	16.5	18.6	14.4	24.8	18.2	18.2	13.8
參觀〔如戒毒所〕 Visits (e.g. rehabilitation / treatment centres)	12.8	12.0	17.1	17.4	12.1	10.6	10.0	10.9
義務工作 Voluntary work	10.0	10.8	9.3	9.8	9.4	9.4	12.8	15.8
戶外活動 Outdoor activities	8.5	9.1	12.2	12.5	7.5	7.7	7.6	9.8
綜藝表演／音樂會 Variety shows / concerts	9.3	7.1	6.4	6.6	10.9	7.3	7.2	6.9
其他 Others	0.2	0.4	0.7	0.6	---	0.3	---	0.4

註釋： 1. 學生可選擇多於一個答案。

2. 在 2011/12 年的調查中，選項的字眼為（一）「比賽〔如音樂、標語創作〕」及（二）「話劇」。

3. 百分比是以有提供相關資料的不曾吸食毒品的各教育程度的學生為基礎而計算。

4. 百分比是以有提供相關資料，並曾參與禁毒活動的不曾吸食毒品的各教育程度的學生為基礎而計算。

5. --- 沒有數據。

Notes: 1. Students were allowed to choose more than one answer.

2. In the 2011/12 Survey, the choice was phrased as: i) "Competitions (e.g. music / slogan-making)"; ii) "Drama".

3. Percentages are calculated based on the non-drug-taking students in the respective education levels who had provided the relevant information.

4. Percentages are calculated based on the non-drug-taking students in the respective education levels who had participated in anti-drug activities, and had provided the relevant information.

5. --- Data not available.

表3.9 最喜歡由誰傳遞禁毒資訊（按教育程度分組）（2011/12 年及 2014/15 年）

Table 3.9 Most preferred person to give drug information among non-drug-taking students by education level, 2011/12 and 2014/15

最喜歡由誰傳遞禁毒資訊 Most preferred person to give drug information	總計 Total		高小 Upper Primary		中學 Secondary		專上 Post-secondary	
	2011/12 (%)	2014/15 (%)	2011/12 (%)	2014/15 (%)	2011/12 (%)	2014/15 (%)	2011/12 (%)	2014/15 (%)
曾經吸毒人士 Ex-drug abusers	47.2	43.2	28.5	24.7	51.1	48.8	55.8	46.6
父母 Parents	11.2	12.9	27.2	33.0	7.7	9.3	3.8	4.7
電視／電影明星或流行歌手 TV / movie stars or pop singers	12.1	8.8	9.6	6.0	13.8	9.6	9.9	9.5
醫生及醫護人員 Doctors and medical staff	6.5	8.8	6.5	9.2	5.4	6.5	9.7	12.8
老師 Teachers	6.6	8.7	9.8	10.2	5.7	7.7	5.5	9.5
社工 Social workers	5.1	6.2	5.2	4.7	5.3	6.8	4.5	6.2
朋友／同學 Friends / schoolmates	4.8	4.4	5.5	4.3	4.6	4.6	4.4	4.1
政府官員 Government officials	1.7	1.7	2.6	2.0	1.4	1.2	1.9	2.3
有名的運動員 Famous athletes	1.1	1.3	0.8	1.1	1.2	1.5	1.3	1.1
其他親人〔如兄弟姊妹／長輩〕 Other relatives (e.g. brothers / sisters / seniors)	1.0	1.1	2.1	2.4	0.7	0.8	0.5	0.5
其他 Others	2.8	2.9	2.2	2.4	3.0	3.3	2.7	2.8

註釋： 百分比是以有提供相關資料的不曾吸食毒品的各教育程度的學生為基礎而計算。

Note: Percentages are calculated based on the non-drug-taking students in the respective education levels who had provided the relevant information.

4. 學生對吸食毒品的態度及相關因素

Attitudes towards drug-taking and associated factors

表4.1 是否接受別人吸食毒品（按吸食毒品與否及教育程度分組）（2011/12 年及 2014/15 年）

Table 4.1 Whether it was okay for people to take drugs by drug use status and by education level, 2011/12 and 2014/15

是否接受別人吸食毒品 ¹ Whether it was okay for people to take drugs ¹	總計 Total		高小 Upper Primary		中學 Secondary		專上 Post-secondary	
	2011/12 (%)	2014/15 (%)	2011/12 (%)	2014/15 (%)	2011/12 (%)	2014/15 (%)	2011/12 (%)	2014/15 (%)
所有學生 All students								
不接受 It was not okay	93.8	96.1	97.1	98.5	93.1	96.0	92.2	94.5
任何人吸食毒品 ³ For anyone ³	93.8	90.0	97.1	93.2	93.1	89.0	92.2	89.3
我的家人／男、女朋友吸食毒品，但我接受其他人有吸食毒品的習慣 For my family members /boyfriend or girlfriend to use drugs, but it is okay for other people to use drugs habitually	N.A.	10.0	N.A.	6.8	N.A.	11.0	N.A.	10.7
接受別人 ² ... It was okay for people to ² ...	6.2	3.9	2.9	1.5	6.9	4.0	7.8	5.5
在某些情況下吸食毒品 Use drugs in a specific occasion	60.0	52.6	67.5	47.4	60.3	51.5	55.9	55.1
有吸食毒品的習慣 Use drugs habitually	40.0	47.4	32.5	52.6	39.7	48.5	44.1	44.9
所有曾吸食毒品的學生 All drug-taking students								
不接受 It was not okay	59.2	63.0	73.3	80.7	58.8	70.8	54.7	46.9
任何人吸食毒品 ³ For anyone ³	59.2	77.2	73.3	81.0	58.8	80.5	54.7	67.8
我的家人／男、女朋友吸食毒品，但我接受其他人有吸食毒品的習慣 For my family members /boyfriend or girlfriend to use drugs, but it is okay for other people to use drugs habitually	N.A.	22.8	N.A.	19.0	N.A.	19.5	N.A.	32.2
接受別人 ² ... It was okay for people to ² ...	40.8	37.0	26.7	19.3	41.2	29.2	45.3	53.1
在某些情況下吸食毒品 Use drugs in a specific occasion	54.3	53.9	64.3	60.1	53.4	53.2	53.8	54.0
有吸食毒品的習慣 Use drugs habitually	45.7	46.1	35.7	39.9	46.6	46.8	46.2	46.0

是否接受別人吸食毒品 ¹ Whether it was okay for people to take drugs ¹	總計 Total		高小 Upper Primary		中學 Secondary		專上 Post-secondary	
	2011/12 (%)	2014/15 (%)	2011/12 (%)	2014/15 (%)	2011/12 (%)	2014/15 (%)	2011/12 (%)	2014/15 (%)
所有不曾吸食毒品的學生 All non-drug-taking students								
不接受 It was not okay	94.5	96.7	97.3	98.6	93.8	96.6	93.4	95.7
任何人吸食毒品 ³ For anyone ³	94.5	90.1	97.3	93.2	93.8	89.1	93.4	89.5
我的家人／男、女朋友吸食毒品，但我接受其他人有吸食毒品的習慣 For my family members /boyfriend or girlfriend to use drugs, but it is okay for other people to use drugs habitually	N.A.	9.9	N.A.	6.8	N.A.	10.9	N.A.	10.5
接受別人 ² ... It was okay for people to ² ...	5.5	3.3	2.7	1.4	6.2	3.4	6.6	4.3
在某些情況下吸食毒品 Use drugs in a specific occasion	60.9	52.3	67.9	46.2	61.3	51.2	56.4	55.4
有吸食毒品的習慣 Use drugs habitually	39.1	47.7	32.1	53.8	38.7	48.8	43.6	44.6

- 註釋： 1. 百分比是以有提供相關資料的各吸食毒品與否及教育程度的學生為基礎而計算。
2. 百分比是以有提供相關資料，並接受別人吸食毒品的各吸食毒品與否及教育程度的學生為基礎而計算。
3. 在 2011/12 年的調查中，選項的字眼為「我不接受別人吸食毒品」。
4. N.A. 2011/12 年的調查沒有提供此答案給學生選擇。

- Notes: 1. Percentages are calculated based on the students in the respective drug use status groups and education levels who had provided the relevant information.
2. Percentages are calculated based on the students in the respective drug use status groups and education levels who thought it was okay for people to use drugs, and had provided the relevant information.
3. In the 2011/12 Survey, the choice was phrased as “it was not okay for people to use drugs”.
4. N.A. Students were not provided with the answer in the 2011/12 Survey.

表4.2 對毒品禍害的看法（按吸食毒品與否及教育程度分組）（2011/12 年及 2014/15 年）
（中學或以上的學生）

Table 4.2 Perception on harmful effects of drugs by drug use status and by education level, 2011/12 and 2014/15 (Secondary or above students)

同意下列句子的比例 Proportion agreeing with the following statements	總計 Total		中學 Secondary		專上 Post-secondary	
	2011/12 (%)	2014/15 (%)	2011/12 (%)	2014/15 (%)	2011/12 (%)	2014/15 (%)
所有學生 All students						
「我相信吸食毒品會損害健康。」 “I believe using drugs will harm one’s health.”	98.2	98.2	98.4	98.4	97.6	98.0
「我相信吸食毒品會令我的外表變得難看。」 “I believe using drugs will affect my appearance.”	95.1	95.4	95.4	95.4	94.2	95.4
「我相信吸食毒品必定使我的學業受到影響。」 “I believe using drugs will affect my study.”	92.3	90.9	93.1	92.0	89.7	88.9
所有曾吸食毒品的學生 All drug-taking students						
「我相信吸食毒品會損害健康。」 “I believe using drugs will harm one’s health.”	82.0	79.8	83.4	82.3	79.1	75.7
「我相信吸食毒品會令我的外表變得難看。」 “I believe using drugs will affect my appearance.”	71.7	68.7	74.5	71.9	66.0	63.4
「我相信吸食毒品必定使我的學業受到影響。」 “I believe using drugs will affect my study.”	70.5	66.7	72.6	71.1	66.3	59.4
所有不曾吸食毒品的學生 All non-drug taking students						
「我相信吸食毒品會損害健康。」 “I believe using drugs will harm one’s health.”	98.6	98.7	98.8	98.7	98.2	98.5
「我相信吸食毒品會令我的外表變得難看。」 “I believe using drugs will affect my appearance.”	95.7	96.0	95.9	96.0	95.2	96.2
「我相信吸食毒品必定使我的學業受到影響。」 “I believe using drugs will affect my study.”	92.8	91.4	93.6	92.4	90.5	89.6

註釋： 百分比是以有提供相關資料的各吸食毒品與否及教育程度的學生為基礎而計算。

Note: Percentages are calculated based on the students in the respective drug use status groups and education levels who had provided the relevant information.

表4.3 學生吸食毒品的傾向(按吸食毒品與否及教育程度分組)(2011/12年及2014/15年)
(中學或以上的學生)

Table 4.3 Students' inclination to taking drugs by drug use status and by education level, 2011/12 and 2014/15 (Secondary or above students)

同意下列句子的比例 Proportion agreeing with the following statements	總計 Total		中學 Secondary		專上 Post-secondary	
	2011/12 (%)	2014/15 (%)	2011/12 (%)	2014/15 (%)	2011/12 (%)	2014/15 (%)
所有學生 All students						
「如果我吸食毒品，我不介意朋友知道。」 “If I use drugs, I do not mind letting my friends know.”	19.3	17.8	20.4	19.8	15.7	14.2
「如果我吸食毒品，我不介意家人知道。」 “If I use drugs, I do not mind letting my family know.”	13.8	14.2	14.5	16.1	11.4	10.5
「今時今日，吸食毒品與吸煙一樣，只是一種嗜好。」 “Just like smoking, drug use is a hobby nowadays.”	11.3	11.4	11.8	12.0	9.8	10.2
「我相信吸食毒品可以令我玩得更開心。」 “I believe using drugs brings me more fun.”	10.9	10.6	10.1	9.4	13.3	12.8
「我相信如果我拒絕吸食毒品，朋友會笑我沒膽量。」 “I believe if I refuse to use drugs, my friends will make fun of me.”	7.2	6.7	7.5	7.1	6.4	6.0
「我相信吸食毒品可以令我和朋友更容易相處。」 “I believe using drugs helps me to get along with my friends better.”	4.7	4.6	4.2	4.1	6.0	5.6
「如果有機會的話我會嘗試吸食毒品。」 “I will try drugs if there is an opportunity.”	4.1	4.1	3.6	3.5	5.6	5.4
「我相信吸食毒品是很合潮流的事。」 “I believe using drugs is cool.”	4.2	3.9	3.8	3.5	5.1	4.6
「我相信吸食毒品可以令我受到異性的歡迎。」 “I believe using drugs will help me find a date.”	3.9	3.7	3.5	3.2	5.2	4.6
所有曾吸食毒品的學生 All drug-taking students						
「如果我吸食毒品，我不介意朋友知道。」 “If I use drugs, I do not mind letting my friends know.”	42.5	45.7	42.6	41.4	42.4	53.0
「如果我吸食毒品，我不介意家人知道。」 “If I use drugs, I do not mind letting my family know.”	26.4	28.2	25.9	26.2	27.5	31.4
「今時今日，吸食毒品與吸煙一樣，只是一種嗜好。」 “Just like smoking, drug use is a hobby nowadays.”	34.6	38.7	35.6	34.6	32.6	45.5
「我相信吸食毒品可以令我玩得更開心。」 “I believe using drugs brings me more fun.”	43.5	45.5	41.8	38.4	46.9	57.2
「我相信如果我拒絕吸食毒品，朋友會笑我沒膽量。」 “I believe if I refuse to use drugs, my friends will make fun of me.”	20.7	19.5	22.0	20.1	18.0	18.6
「我相信吸食毒品可以令我和朋友更容易相處。」 “I believe using drugs helps me to get along with my friends better.”	27.3	26.4	26.5	23.1	28.9	32.0
「如果有機會的話我會嘗試吸食毒品。」 “I will try drugs if there is an opportunity.”	29.5	32.7	27.6	26.7	33.2	42.8
「我相信吸食毒品是很合潮流的事。」 “I believe using drugs is cool.”	22.7	22.0	23.1	20.4	21.9	24.8
「我相信吸食毒品可以令我受到異性的歡迎。」 “I believe using drugs will help me find a date.”	21.0	20.7	21.8	19.2	19.4	23.1

同意下列句子的比例 Proportion agreeing with the following statements	總計 Total		中學 Secondary		專上 Post-secondary	
	2011/12 (%)	2014/15 (%)	2011/12 (%)	2014/15 (%)	2011/12 (%)	2014/15 (%)
所有不曾吸食毒品的學生 All non-drug-taking students						
「如果我吸食毒品，我不介意朋友知道。」 “If I use drugs, I do not mind letting my friends know.”	18.7	17.2	19.9	19.3	14.8	13.2
「如果我吸食毒品，我不介意家人知道。」 “If I use drugs, I do not mind letting my family know.”	13.4	13.8	14.3	15.8	10.9	10.0
「今時今日，吸食毒品與吸煙一樣，只是一種嗜好。」 “Just like smoking, drug use is a hobby nowadays.”	10.7	10.8	11.3	11.5	9.0	9.3
「我相信吸食毒品可以令我玩得更開心。」 “I believe using drugs brings me more fun.”	10.1	9.8	9.4	8.8	12.2	11.7
「我相信如果我拒絕吸食毒品，朋友會笑我沒膽量。」 “I believe if I refuse to use drugs, my friends will make fun of me.”	6.9	6.5	7.2	6.8	6.0	5.7
「我相信吸食毒品可以令我和朋友更容易相處。」 “I believe using drugs helps me to get along with my friends better.”	4.1	4.1	3.7	3.7	5.3	4.9
「如果有機會的話我會嘗試吸食毒品。」 “I will try drugs if there is an opportunity.”	3.5	3.5	3.1	3.0	4.7	4.4
「我相信吸食毒品是很合潮流的事。」 “I believe using drugs is cool.”	3.7	3.4	3.4	3.1	4.6	4.1
「我相信吸食毒品可以令我受到異性的歡迎。」 “I believe using drugs will help me find a date.”	3.5	3.3	3.0	2.9	4.7	4.1

註釋： 百分比是以有提供相關資料的各吸食毒品與否及教育程度的學生為基礎而計算。

Note: Percentages are calculated based on the students in the respective drug use status groups and education levels who had provided the relevant information.

表4.4 自我形象（按吸食毒品與否及教育程度分組）（2011/12 年及 2014/15 年）

Table 4.4 Self-perception by drug use status and by education level, 2011/12 and 2014/15

同意下列句子的比例 Proportion agreeing with the following statements	總計 Total		高小 Upper Primary		中學 Secondary		專上 Post-secondary	
	2011/12 (%)	2014/15 (%)	2011/12 (%)	2014/15 (%)	2011/12 (%)	2014/15 (%)	2011/12 (%)	2014/15 (%)
所有學生 All students								
「如果我盡力去做的話，我總是能夠解決難題的。」 “I can always manage to solve difficult problems if I try hard enough.”	86.0	84.6	85.3	82.6	86.1	84.7	86.5	86.1
「總括來說，我對自己感到滿意。」 “Most of the time, I am satisfied with myself.”	76.0	72.5	72.3	67.1	75.6	71.9	81.4	78.0
「與別人爭執時我會以『心平氣和』的態度來解決問題。」 “I handle arguments calmly.”	69.7	71.1	68.3	69.2	68.2	69.3	75.8	76.2
「我有自信能有效地應付任何突如其來的事情。」 “I am confident that I could deal efficiently with unexpected events.”	68.1	65.0	65.2	60.6	67.7	64.8	72.5	68.7
「有些時候，我會覺得自己是一無是處。」 “Sometimes I think I am no good at all.”	47.4	48.9	39.1	37.6	51.0	53.7	46.0	48.7
「當我遇到困難，我很容易放棄。」 “I give up very easily when I am challenged.”	25.3	27.0	18.3	19.8	27.8	30.2	25.7	26.6
所有曾吸食毒品的學生 All drug-taking students								
「如果我盡力去做的話，我總是能夠解決難題的。」 “I can always manage to solve difficult problems if I try hard enough.”	75.8	75.2	71.0	60.1	76.2	76.4	76.8	76.7
「總括來說，我對自己感到滿意。」 “Most of the time, I am satisfied with myself.”	67.6	67.7	59.6	52.3	66.6	66.7	72.6	73.0
「與別人爭執時我會以『心平氣和』的態度來解決問題。」 “I handle arguments calmly.”	60.7	62.3	50.3	47.8	58.7	60.9	68.8	68.0
「我有自信能有效地應付任何突如其來的事情。」 “I am confident that I could deal efficiently with unexpected events.”	64.5	67.4	54.0	52.6	63.6	66.6	70.3	72.3
「有些時候，我會覺得自己是一無是處。」 “Sometimes I think I am no good at all.”	49.3	48.3	49.7	38.2	49.9	50.3	48.1	47.5
「當我遇到困難，我很容易放棄。」 “I give up very easily when I am challenged.”	35.1	32.9	34.6	32.9	35.8	33.5	34.0	31.9
所有不曾吸食毒品的學生 All non-drug-taking students								
「如果我盡力去做的話，我總是能夠解決難題的。」 “I can always manage to solve difficult problems if I try hard enough.”	86.2	84.8	85.5	82.8	86.3	84.9	86.8	86.3
「總括來說，我對自己感到滿意。」 “Most of the time, I am satisfied with myself.”	76.2	72.6	72.4	67.2	75.8	72.0	81.7	78.1
「與別人爭執時我會以『心平氣和』的態度來解決問題。」 “I handle arguments calmly.”	69.9	71.3	68.5	69.4	68.4	69.4	76.1	76.4
「我有自信能有效地應付任何突如其來的事情。」 “I am confident that I could deal efficiently with unexpected events.”	68.1	64.9	65.3	60.7	67.8	64.7	72.6	68.6
「有些時候，我會覺得自己是一無是處。」 “Sometimes I think I am no good at all.”	47.4	48.9	39.0	37.6	51.0	53.7	45.9	48.7
「當我遇到困難，我很容易放棄。」 “I give up very easily when I am challenged.”	25.1	26.9	18.1	19.7	27.6	30.1	25.4	26.5

註釋： 百分比是以有提供相關資料的各吸食毒品與否及教育程度的學生為基礎而計算。

Note: Percentages are calculated based on the students in the respective drug use status groups and education levels who had provided the relevant information.

表4.5 與家人、校方及同輩的關係（按吸食毒品與否及教育程度分組）（2011/12 年及 2014/15 年）

Table 4.5 Relationship with family, school and peers by drug use status and by education level, 2011/12 and 2014/15

同意下列句子的比例 Proportion agreeing with the following statements	總計 Total		高小 Upper Primary		中學 Secondary		專上 Post-secondary	
	2011/12 (%)	2014/15 (%)	2011/12 (%)	2014/15 (%)	2011/12 (%)	2014/15 (%)	2011/12 (%)	2014/15 (%)
所有學生 All Students								
「我的父母關注我的感受。」 “My parents care about my feelings.”	78.4	78.3	79.3	79.3	76.8	76.3	81.9	81.2
「在朋友之間我常常有自己的主意。」 “I always have my own idea among my group of friends.”	72.3	71.5	66.0	62.8	73.1	72.3	76.6	76.6
「我的朋友不可以做違法或違規的事情。」 “My friends do not do anything that breaks the law.”	68.8	70.0	83.9	81.7	65.0	66.8	63.6	66.8
「我容易受朋友影響。」 ¹ “I am influenced by my friends easily.” ¹	35.6	45.8	23.2	28.7	40.5	51.5	34.4	48.3
「我覺得自己在學校裡佔有重要的位置。」 “I feel I am well-liked in school.”	44.6	42.7	37.2	37.1	44.4	41.2	53.3	49.9
「我常常會不遵守校規。」 “I often break school rules.”	18.8	16.9	9.8	8.5	21.0	20.0	22.2	17.7
所有曾吸食毒品的學生 All drug-taking students								
「我的父母關注我的感受。」 “My parents care about my feelings.”	68.0	68.6	70.4	59.2	65.8	68.1	71.6	71.7
「在朋友之間我常常有自己的主意。」 “I always have my own idea among my group of friends.”	70.0	68.9	64.0	54.6	69.4	67.8	73.6	74.2
「我的朋友不可以做違法或違規的事情。」 “My friends do not do anything that breaks the law.”	47.7	44.5	61.7	52.5	46.9	47.5	44.0	37.7
「我容易受朋友影響。」 ¹ “I am influenced by my friends easily.” ¹	40.8	42.1	31.9	30.9	42.7	44.0	40.3	41.6
「我覺得自己在學校裡佔有重要的位置。」 “I feel I am well-liked in school.”	51.5	54.3	44.9	40.6	51.5	53.1	54.2	59.5
「我常常會不遵守校規。」 “I often break school rules.”	39.6	36.1	24.4	27.4	40.0	37.8	44.6	35.4
所有不曾吸食毒品的學生 All non-drug-taking students								
「我的父母關注我的感受。」 “My parents care about my feelings.”	78.6	78.5	79.4	79.5	77.1	76.5	82.3	81.4
「在朋友之間我常常有自己的主意。」 “I always have my own idea among my group of friends.”	72.3	71.5	66.0	62.9	73.2	72.4	76.8	76.7
「我的朋友不可以做違法或違規的事情。」 “My friends do not do anything that breaks the law.”	69.3	70.5	84.1	81.9	65.4	67.2	64.2	67.5
「我容易受朋友影響。」 ¹ “I am influenced by my friends easily.” ¹	35.4	45.9	23.1	28.7	40.4	51.7	34.3	48.5
「我覺得自己在學校裡佔有重要的位置。」 “I feel I am well-liked in school.”	44.4	42.5	37.1	37.1	44.3	40.9	53.3	49.7
「我常常會不遵守校規。」 “I often break school rules.”	18.4	16.5	9.6	8.3	20.6	19.6	21.5	17.3

註釋： 1. 在 2011/12 年的調查中，選項的字眼為「我非常容易受朋友影響」。
2. 百分比是以有提供相關資料的各吸食毒品與否及教育程度的學生為基礎而計算。

Notes: 1. In the 2011/12 Survey, the choice in Chinese was phrased slightly different.
2. Percentages are calculated based on the students in the respective drug use status groups and education levels who had provided the relevant information.

表4.6 在空閒時常做的事情(按吸食毒品與否及教育程度分組)(2011/12 年及 2014/15 年)

Table 4.6 Things to do in free time by drug use status and by education level, 2011/12 and 2014/15

在空閒時常做的事情 Things to do in free time	總計 Total		高小 Upper Primary		中學 Secondary		專上 Post-secondary	
	2011/12 (%)	2014/15 (%)	2011/12 (%)	2014/15 (%)	2011/12 (%)	2014/15 (%)	2011/12 (%)	2014/15 (%)
所有學生 All students								
同朋友聊天 Chat with friends	63.1	63.1	50.9	53.0	65.5	63.6	69.4	69.8
睇電視／聽電台節目或音樂 Watch TV / listen to the radio or music	69.3	61.1	69.9	65.4	71.2	61.0	63.2	58.1
上網 Surf the internet	66.7	60.9	62.8	45.7	78.1	63.6	36.4	67.7
用手機玩電子遊戲 Play games on mobile phones	N.A.	52.4	N.A.	56.8	N.A.	55.5	N.A.	43.2
在家無所事事／睡覺 Hanging around at home / sleep	41.6	43.6	25.0	25.9	44.9	46.3	50.3	52.3
在家中打機〔包括電視／電腦遊戲機等〕 Play electronic games at home (including video games / computer games)	46.6	42.7	55.4	48.2	46.9	45.0	35.6	34.0
睇電影 Watch movies	41.9	41.2	25.5	26.7	44.0	40.8	54.1	53.3
閱讀 Read books	42.7	40.7	50.9	52.8	39.7	36.2	42.7	39.9
做運動／戶外活動〔如郊遊／遠足〕 Do sports / outdoor activities (e.g. outing / hiking)	34.3	36.9	36.4	40.3	32.6	35.4	37.1	37.2
購物／逛街 Shopping / wandering on streets	40.0	36.1	26.4	25.5	41.5	34.9	50.7	46.5
同屋企人玩／聊天 Chat / play with family	35.6	36.1	43.2	44.7	31.9	31.3	38.4	38.4
玩樂器／畫畫／跳舞／其他文化活動 Play musical instruments / drawing / dancing / other cultural activities	31.2	30.0	40.7	41.2	30.3	28.6	23.2	24.0
睇漫畫 Read comics	27.3	25.5	39.0	34.2	24.2	23.4	23.4	22.7
參加課外活動〔如童軍／學會活動〕 Participate in extra-curricular activities (e.g. scouts and guides / society activities)	18.3	17.2	25.4	25.7	17.0	16.0	14.2	12.8
到親友家中玩〔如參加派對〕 Play in friends' and relatives' home (e.g. attend parties)	16.3	14.3	21.6	19.3	15.4	13.5	13.0	11.7
參加教會或宗教活動 Participate in church / religious activities	11.3	10.7	11.0	12.3	10.8	9.7	13.0	11.2
參與義工服務 Participate in voluntary work	11.4	10.6	8.7	8.6	11.2	9.3	14.9	14.6
去卡拉 OK／酒吧 Go to karaoke / bars or clubs	13.8	9.8	2.4	1.9	15.0	9.3	23.2	16.9
到網吧／機舖打機 Play electronic games in cyber cafés / video game centres	6.8	4.9	3.3	2.2	8.4	6.3	5.6	4.3
其他 Others	3.1	2.4	4.5	2.3	2.9	2.5	2.4	2.3

在空閒時常做的事情 Things to do in free time	總計 Total		高小 Upper Primary		中學 Secondary		專上 Post-secondary	
	2011/12	2014/15	2011/12	2014/15	2011/12	2014/15	2011/12	2014/15
	(%)	(%)	(%)	(%)	(%)	(%)	(%)	(%)
所有曾吸食毒品的學生 All drug-taking students								
同朋友聊天 Chat with friends	57.5	54.6	40.2	43.2	59.6	54.1	59.5	58.0
上網 Surf the internet	51.3	45.1	46.9	30.1	58.0	44.9	39.1	48.9
睇電影 Watch movies	44.2	41.6	29.0	26.0	43.4	41.1	51.6	46.1
睇電視／聽電台節目或音樂 Watch TV / listen to the radio or music	48.7	40.3	40.0	40.5	52.1	43.7	44.9	34.6
做運動／戶外活動〔如郊遊／遠足〕 Do sports / outdoor activities (e.g. outing / hiking)	32.2	37.9	28.4	29.6	30.1	38.9	37.8	38.3
用手機玩電子遊戲 Play games on mobile phones	N.A.	37.5	N.A.	43.1	N.A.	41.1	N.A.	30.2
在家無所事事／睡覺 Hanging around at home / sleep	38.4	37.3	25.0	23.0	39.5	36.5	41.0	42.1
在家中打機〔包括電視／電腦遊戲機等〕 Play electronic games at home (including video games / computer games)	37.3	36.9	46.1	38.7	38.8	40.8	30.7	29.8
購物／逛街 Shopping / wandering on streets	38.9	32.9	21.8	26.6	41.2	32.7	40.4	34.8
同屋企人玩／聊天 Chat / play with family	24.1	26.1	20.2	29.8	24.0	25.2	25.8	26.7
閱讀 Read books	25.8	25.8	27.6	21.9	23.4	23.1	30.1	31.2
去卡拉 OK／酒吧 Go to karaoke / bars or clubs	30.8	25.1	11.4	8.7	32.2	21.9	35.1	34.5
玩樂器／畫畫／跳舞／其他文化活動 Play musical instruments / drawing / dancing / other cultural activities	22.7	23.4	27.9	30.0	22.9	23.0	20.4	22.5
到親友家中玩〔如參加派對〕 Play in friends' and relatives' home (e.g. attend parties)	18.3	17.1	16.1	15.1	19.3	18.4	17.2	15.4
睇漫畫 Read comics	17.0	15.8	30.8	24.4	15.1	16.1	16.0	13.3
到網吧／機舖打機 Play electronic games in cyber cafés / video game centres	18.5	14.4	14.9	10.9	21.2	15.9	14.3	12.6
參加課外活動〔如童軍／學會活動〕 Participate in extra-curricular activities (e.g. scouts and guides / society activities)	13.6	11.8	18.3	13.6	13.7	10.9	11.8	13.1
參與義工服務 Participate in voluntary work	10.3	11.8	4.5	5.8	9.5	10.1	14.2	16.0
參加教會或宗教活動 Participate in church / religious activities	11.3	10.6	9.8	8.7	11.1	10.3	12.4	11.3
其他 Others	8.0	8.6	6.9	8.3	8.5	7.6	7.4	10.3

在空閒時常做的事情 Things to do in free time	總計 Total		高小 Upper Primary		中學 Secondary		專上 Post-secondary	
	2011/12 (%)	2014/15 (%)	2011/12 (%)	2014/15 (%)	2011/12 (%)	2014/15 (%)	2011/12 (%)	2014/15 (%)
所有不曾吸食毒品的學生 All non-drug-taking students								
同朋友聊天 Chat with friends	63.2	63.2	51.0	53.1	65.6	63.9	69.8	70.1
睇電視／聽電台節目或音樂 Watch TV / listen to the radio or music	69.8	61.6	70.2	65.6	71.6	61.4	63.9	58.7
上網 Surf the internet	67.0	61.2	63.0	45.9	78.5	64.0	36.4	68.2
用手機玩電子遊戲 Play games on mobile phones	N.A.	52.7	N.A.	56.9	N.A.	55.8	N.A.	43.5
在家無所事事／睡覺 Hanging around at home / sleep	41.7	43.7	25.0	25.9	45.0	46.6	50.7	52.5
在家中打機〔包括電視／電腦遊戲機等〕 Play electronic games at home (including video games / computer games)	46.8	42.8	55.5	48.2	47.1	45.1	35.8	34.1
睇電影 Watch movies	41.9	41.2	25.4	26.7	44.0	40.8	54.2	53.5
閱讀 Read books	43.1	41.0	51.1	53.0	40.0	36.5	43.2	40.2
做運動／戶外活動〔如郊遊／遠足〕 Do sports / outdoor activities (e.g. outing / hiking)	34.3	36.9	36.5	40.4	32.6	35.3	37.1	37.1
同屋企人玩／聊天 Chat / play with family	35.9	36.3	43.5	44.8	32.0	31.5	38.9	38.7
購物／逛街 Shopping / wandering on streets	40.0	36.1	26.4	25.5	41.5	35.0	51.1	46.8
玩樂器／畫畫／跳舞／其他文化活動 Play musical instruments / drawing / dancing / other cultural activities	31.4	30.2	40.9	41.3	30.5	28.8	23.3	24.0
睇漫畫 Read comics	27.5	25.7	39.1	34.3	24.5	23.5	23.6	22.9
參加課外活動〔如童軍／學會活動〕 (e.g. scouts and guides / society activities)	18.4	17.3	25.5	25.8	17.1	16.1	14.3	12.8
到親友家中玩〔如參加派對〕 Play in friends' and relatives' home (e.g. attend parties)	16.2	14.2	21.6	19.4	15.3	13.4	12.8	11.7
參加教會或宗教活動 Participate in church / religious activities	11.3	10.7	11.0	12.3	10.8	9.7	13.1	11.2
參與義工服務 Participate in voluntary work	11.4	10.6	8.8	8.6	11.2	9.3	15.0	14.6
去卡拉OK／酒吧 Go to karaoke / bars or clubs	13.4	9.5	2.3	1.9	14.6	9.0	22.8	16.4
到網吧／機舖打機 Play electronic games in cyber cafés / video game centres	6.5	4.7	3.2	2.2	8.1	6.1	5.4	4.1
其他 Others	3.0	2.3	4.5	2.3	2.7	2.4	2.2	2.1

註釋： 1. 學生可選擇多於一個答案。
2. 百分比是以有提供相關資料的各吸食毒品與否及教育程度的學生為基礎而計算。
3. N.A. 2011/12 年的調查沒有提供此答案給學生選擇。

Notes: 1. Students were allowed to choose more than one answer.
2. Percentages are calculated based on the students in the respective drug use status groups and education levels who had provided the relevant information.
3. N.A. Students were not provided with the answer in the 2011/12 Survey.

表4.7 在上網時常做的事情（按吸食毒品與否及教育程度分組）（2011/12 年及 2014/15 年）

Table 4.7 Things to do when surfing the internet by drug use status and by education level, 2011/12 and 2014/15

有否上網的習慣 ³ ／在上網時常做的事情 Whether had the habit of surfing the internet ³ / Things to do when surfing the internet	總計 Total		高小 Upper Primary		中學 Secondary		專上 Post-secondary	
	2011/12 (%)	2014/15 (%)	2011/12 (%)	2014/15 (%)	2011/12 (%)	2014/15 (%)	2011/12 (%)	2014/15 (%)
所有學生 All students								
沒有上網的習慣 No	2.2	2.6	4.0	4.9	1.4	1.9	2.3	2.0
有，在上網時常做的事情 ⁴ 是... Yes, things to do when surfing the internet ⁴ were...	97.8	97.4	96.0	95.1	98.6	98.1	97.7	98.0
睇 YouTube／短片／電視節目／電影 Watch YouTube / video clips / TV shows / movies	79.3	84.5	67.3	74.9	83.5	87.9	79.6	85.4
同朋友聊天／分享〔如發電郵／玩 WhatsApp／玩 WeChat／玩 Line／玩 QQ／玩 Facebook／玩 Instagram／寫 Blog〕 ² Chat / share with friends (e.g. through email / WhatsApp / WeChat / Line / QQ / Facebook / Instagram / blog) ²	71.7	64.5	55.5	48.6	76.9	70.2	73.1	65.8
玩網上遊戲 Play online games	50.0	45.6	74.6	57.4	47.3	48.0	31.6	32.3
搵資料〔如看維基百科／查地圖／查交通〕 Find information (e.g. through Wikipedia / map search / route search)	42.7	45.4	37.1	38.9	39.2	40.9	59.2	58.9
做網上功課 Do homework on the internet	N.A.	42.9	N.A.	55.6	N.A.	33.2	N.A.	51.6
瀏覽網頁〔如看報紙／漫畫等〕 Browse websites (e.g. read newspaper / comics etc.)	46.7	37.8	27.8	20.1	48.4	36.8	61.9	53.0
下載相片／歌曲等 Download photos / songs etc.	40.3	29.8	24.3	18.3	46.8	34.0	37.9	30.6
上討論區／聊天室／留言板等 Go to discussion forums / chat rooms / message boards etc.	29.8	20.0	13.7	8.3	32.9	20.4	37.6	28.1
網上交友 Make friends online	11.9	7.1	10.0	4.7	13.1	8.4	10.3	6.3
其他 Others	3.2	1.0	5.6	0.8	2.7	1.0	1.9	1.2

有否上網的習慣 ³ ／在上網時常做的事情 Whether had the habit of surfing the internet ³ / Things to do when surfing the internet	總計 Total		高小 Upper Primary		中學 Secondary		專上 Post-secondary	
	2011/12	2014/15	2011/12	2014/15	2011/12	2014/15	2011/12	2014/15
	(%)	(%)	(%)	(%)	(%)	(%)	(%)	(%)
所有曾吸食毒品的學生 All drug-taking students								
沒有上網的習慣 No	5.0	6.3	4.2	6.3	4.0	5.4	7.4	7.7
有，在上網時常做的事情 ⁴ 是... Yes, things to do when surfing the internet ⁴ were...	95.0	93.7	95.8	93.7	96.0	94.6	92.6	92.3
睇 YouTube／短片／電視節目／電影 Watch YouTube / video clips / TV shows / movies	70.8	73.4	55.7	60.7	73.7	75.7	70.2	72.3
同朋友聊天／分享〔如發電郵／玩 WhatsApp／玩 WeChat／玩 Line／玩 QQ／玩 Facebook／玩 Instagram／寫 Blog〕 ² Chat / share with friends (e.g. through email / WhatsApp / WeChat / Line / QQ / Facebook / Instagram / blog) ²	61.1	54.3	34.0	41.4	66.4	57.9	60.0	51.0
玩網上遊戲 Play online games	42.8	41.6	70.5	59.9	42.9	45.9	32.2	29.7
做網上功課 Do homework on the internet	N.A.	34.6	N.A.	39.7	N.A.	31.2	N.A.	39.3
搵資料〔如看維基百科／查地圖／查交通〕 Find information (e.g. through Wikipedia / map search / route search)	29.9	33.1	19.2	16.4	25.4	29.0	43.7	44.2
瀏覽網頁〔如看報紙／漫畫等〕 Browse websites (e.g. read newspaper / comics etc.)	36.3	31.9	19.5	15.7	33.0	27.1	49.9	44.3
下載相片／歌曲等 Download photos / songs etc.	39.9	28.3	21.2	21.7	44.0	28.4	38.2	29.8
上討論區／聊天室／留言板等 Go to discussion forums / chat rooms / message boards etc.	26.7	18.9	14.3	9.2	26.8	16.7	31.2	25.0
網上交友 Make friends online	20.9	13.5	17.9	15.1	21.9	12.9	20.0	14.3
其他 Others	8.4	4.6	9.5	6.8	8.7	3.9	7.3	5.2

有否上網的習慣 ³ ／在上網時常做的事情 Whether had the habit of surfing the internet ³ / Things to do when surfing the internet	總計 Total		高小 Upper Primary		中學 Secondary		專上 Post-secondary	
	2011/12	2014/15	2011/12	2014/15	2011/12	2014/15	2011/12	2014/15
	(%)	(%)	(%)	(%)	(%)	(%)	(%)	(%)
所有不曾吸食毒品的學生 All non-drug-taking students								
沒有上網的習慣 No	2.1	2.5	4.0	4.9	1.4	1.8	2.1	1.9
有，在上網時常做的事情 ⁴ 是... Yes, things to do when surfing the internet ⁴ were...	97.9	97.5	96.0	95.1	98.6	98.2	97.9	98.1
睇 YouTube／短片／電視節目／電影 Watch YouTube / video clips / TV shows / movies	79.5	84.8	67.4	75.0	83.7	88.2	79.9	85.7
同朋友聊天／分享〔如發電郵／玩 WhatsApp／玩 WeChat／玩 Line／玩 QQ／玩 Facebook／玩 Instagram／寫 Blog〕 ² Chat / share with friends (e.g. through email / WhatsApp / WeChat / Line / QQ / Facebook / Instagram / blog) ²	71.9	64.7	55.7	48.6	77.2	70.4	73.6	66.2
搵資料〔如看維基百科／查地圖／查交通〕 Find information (e.g. through Wikipedia / map search / route search)	42.9	45.7	37.3	39.1	39.5	41.2	59.7	59.2
玩網上遊戲 Play online games	50.2	45.7	74.6	57.3	47.4	48.0	31.6	32.4
做網上功課 Do homework on the internet	N.A.	43.0	N.A.	55.7	N.A.	33.3	N.A.	51.9
瀏覽網頁〔如看報紙／漫畫等〕 Browse websites (e.g. read newspaper / comics etc.)	46.9	37.9	27.9	20.2	48.7	37.0	62.4	53.2
下載相片／歌曲等 Download photos / songs etc.	40.3	29.9	24.3	18.2	46.9	34.2	37.9	30.6
上討論區／聊天室／留言板等 Go to discussion forums / chat rooms / message boards etc.	29.8	20.0	13.7	8.3	33.0	20.5	37.9	28.2
網上交友 Make friends online	11.7	6.9	9.9	4.6	12.9	8.3	10.0	6.1
其他 Others	3.0	0.9	5.5	0.8	2.6	0.9	1.7	1.1

- 註釋： 1. 學生可選擇多於一個答案。
2. 在 2011/12 年的調查中，選項的字眼為「同朋友聊天／分享〔如發電郵／玩 MSN、QQ／玩 Facebook／寫 Blog〕」。
3. 百分比是以有提供相關資料的各吸食毒品與否及教育程度的學生為基礎而計算。
4. 百分比是以有提供相關資料，並有上網的習慣的各吸食毒品與否及教育程度的學生為基礎而計算。
5. N.A. 2011/12 年的調查沒有提供此答案給學生選擇。

- Notes: 1. Students were allowed to choose more than one answer.
2. In the 2011/12 Survey, the choice was phrased as: "Chat / share with friends (e.g. through email / MSN / QQ / Facebook / blog)".
3. Percentages are calculated based on the students in the respective drug use status groups and education levels who had provided the relevant information.
4. Percentages are calculated based on the students in the respective drug use status groups and education levels who had the habit of surfing the internet, and had provided the relevant information.
5. N.A. Students were not provided with the answer in the 2011/12 Survey.

表4.8 在調查前六個月內曾遇到行為與學業問題的學生所佔比例（按吸食毒品與否及教育程度分組）（2011/12 年及 2014/15 年）

Table 4.8 Behavioural and school problems in the six months preceding survey enumeration by drug use status and by education level, 2011/12 and 2014/15

行為與學業問題 Behavioural and school problems	總計 Total		高小 Upper Primary		中學 Secondary		專上 Post-secondary	
	2011/12 (%)	2014/15 (%)	2011/12 (%)	2014/15 (%)	2011/12 (%)	2014/15 (%)	2011/12 (%)	2014/15 (%)
所有學生 All students								
被同學欺負 Bullied by schoolmates	16.2	16.3	29.7	30.2	13.7	15.3	8.6	7.2
被學校記缺點、小過、大過或收警告信 Warned by school	16.1	15.0	8.6	9.7	22.2	22.7	6.3	4.3
和父親或母親超過一星期沒見面 Have not seen mom or dad for more than a week	12.7	14.3	9.9	10.9	11.2	12.9	20.1	19.4
曠課 ² Skipped school ²	8.7	14.3	1.2	1.8	5.0	6.3	28.4	39.1
午夜在街上流連 Roamed around at night	13.6	12.0	4.3	2.8	15.6	14.1	17.9	15.1
被陌生人騷擾 ³ Harassed by strangers ³	5.0	10.1	3.9	7.4	5.4	11.1	4.8	10.4
賭博 Gambled	N.A.	8.3	N.A.	1.7	N.A.	8.4	N.A.	13.1
傷害自己身體 Committed self-harm	N.A.	5.4	N.A.	4.7	N.A.	6.3	N.A.	4.4
毆打他人 Beat someone	4.2	3.6	3.9	3.6	4.5	4.2	3.5	2.6
偷東西 Stole things	2.7	2.3	2.2	2.1	2.8	2.6	2.7	1.9
離家出走 Run away from home	2.3	2.0	1.4	1.0	2.5	2.3	2.7	2.1
與黑社會來往 Had contact with gangsters / triad members	2.7	1.9	0.8	0.5	3.4	2.5	2.8	1.8
援交 Compensated dating	1.8	1.4	N.A.	N.A.	1.6	1.4	2.3	1.6

行為與學業問題 Behavioural and school problems	總計 Total		高小 Upper Primary		中學 Secondary		專上 Post-secondary	
	2011/12 (%)	2014/15 (%)	2011/12 (%)	2014/15 (%)	2011/12 (%)	2014/15 (%)	2011/12 (%)	2014/15 (%)
曾吸食毒品的學生 All drug-taking students								
曠課 ² Skipped school ²	33.4	37.2	13.7	11.7	28.0	28.6	51.8	57.3
午夜在街上流連 Roamed around at night	40.7	36.6	19.1	15.4	44.6	36.6	40.9	41.6
被學校記缺點、小過、大過或收警告信 Warned by school	33.9	27.1	24.0	24.3	42.8	34.2	19.6	15.9
和父親或母親超過一星期沒見面 Have not seen mom or dad for more than a week	26.3	26.9	21.6	21.0	24.4	22.8	32.0	35.1
賭博 Gambled	N.A.	26.6	N.A.	11.7	N.A.	24.7	N.A.	33.3
被同學欺負 Bullied by schoolmates	23.0	22.6	41.3	40.0	22.0	23.4	18.1	17.2
被陌生人騷擾 ³ Harassed by strangers ³	19.2	20.5	19.0	14.7	19.5	22.2	18.7	19.1
與黑社會來往 Had contact with gangsters / triad members	25.4	20.3	12.2	9.1	28.4	21.9	24.1	20.4
傷害自己身體 Committed self-harm	N.A.	19.7	N.A.	20.1	N.A.	20.5	N.A.	18.2
毆打他人 Beat someone	22.0	18.7	15.4	16.6	24.0	19.2	20.2	18.2
偷東西 Stole things	19.4	17.2	17.3	13.0	20.4	18.2	18.0	16.4
援交 Compensated dating	17.0	17.0	N.A.	N.A.	16.9	15.4	17.2	19.6
離家出走 Run away from home	17.4	16.0	11.3	11.3	18.6	16.6	17.3	16.1

行為與學業問題 Behavioural and school problems	總計 Total		高小 Upper Primary		中學 Secondary		專上 Post-secondary	
	2011/12 (%)	2014/15 (%)	2011/12 (%)	2014/15 (%)	2011/12 (%)	2014/15 (%)	2011/12 (%)	2014/15 (%)
不曾吸食毒品的學生 All non-drug-taking students								
被同學欺負 Bullied by schoolmates	16.1	16.2	29.5	30.2	13.6	15.1	8.2	7.0
被學校記缺點、小過、大過或收警告信 Warned by school	15.8	14.7	8.4	9.6	21.7	22.5	5.8	4.0
和父親或母親超過一星期沒見面 Have not seen mom or dad for more than a week	12.4	14.0	9.8	10.8	10.9	12.7	19.7	19.0
曠課 ² Skipped school ²	8.2	13.8	1.1	1.7	4.5	5.8	27.7	38.6
午夜在街上流連 Roamed around at night	13.0	11.5	4.2	2.7	14.9	13.6	17.1	14.4
被陌生人騷擾 ³ Harassed by strangers ³	4.6	9.9	3.8	7.4	5.1	10.8	4.4	10.1
賭博 Gambled	N.A.	7.9	N.A.	1.6	N.A.	8.0	N.A.	12.6
傷害自己身體 Committed self-harm	N.A.	5.1	N.A.	4.6	N.A.	6.0	N.A.	4.0
毆打他人 Beat someone	3.8	3.3	3.8	3.5	4.1	3.9	2.9	2.2
偷東西 Stole things	2.3	2.0	2.0	2.1	2.4	2.2	2.2	1.6
離家出走 Run away from home	2.0	1.7	1.2	0.9	2.2	2.0	2.2	1.8
與黑社會來往 Had contact with gangsters / triad members	2.2	1.6	0.7	0.5	2.8	2.1	2.1	1.4
援交 Compensated dating	1.4	1.1	N.A.	N.A.	1.3	1.0	1.8	1.2

註釋： 1. 百分比是以有提供相關資料的各吸食毒品與否及教育程度的學生為基礎而計算。

2. 在 2011/12 年的調查中，答案選項為「逃學」。

3. 在 2011/12 年的調查中，答案選項為「被流氓騷擾」。

4. N.A. 學生在相應的調查中沒有被問及此題。

Notes: 1. Percentages are calculated based on the students in the respective drug use status groups and education levels who had provided the relevant information.

2. In the 2011/12 Survey, the choice in Chinese was phrased slightly different.

3. In the 2011/12 Survey, the choice was phrased as "Harassed by gangsters / triad members".

4. N.A. Students were not asked this question in the corresponding Survey.

表4.9 吸食毒品與飲酒和吸煙的關係（按吸食毒品與否及教育程度分組）（2011/12 年及 2014/15 年）

Table 4.9 Relationship between drug-taking and use of alcohol and tobacco by drug use status and by education level, 2011/12 and 2014/15

吸食毒品與吸煙和飲酒的關係 Relationship between drug-taking and use of alcohol and tobacco	總計 Total		高小 Upper Primary		中學 Secondary		專上 Post-secondary	
	2011/12 (%)	2014/15 (%)	2011/12 (%)	2014/15 (%)	2011/12 (%)	2014/15 (%)	2011/12 (%)	2014/15 (%)
所有學生 All students								
不曾吸煙或飲酒者 ¹ Neither tobacco nor alcohol user ¹	43.4	43.3	71.3	73.7	40.3	42.6	21.5	20.8
曾飲酒但不曾吸煙者 User of alcohol but not tobacco	47.9	49.3	27.0	24.9	50.0	49.7	64.6	67.7
曾吸煙但不曾飲酒者 User of tobacco but not alcohol	0.6	0.5	0.4	0.3	0.6	0.6	0.7	0.5
曾吸煙及飲酒者 Both tobacco and alcohol user	8.2	6.9	1.4	1.1	9.0	7.1	13.2	11.0
所有曾吸食毒品的學生 All drug-taking students								
不曾吸煙或飲酒者 ¹ Neither tobacco nor alcohol user ¹	24.0	29.4	62.4	66.1	22.8	33.9	12.2	12.9
曾飲酒但不曾吸煙者 User of alcohol but not tobacco	23.1	22.3	24.6	18.2	23.6	25.9	21.5	17.1
曾吸煙但不曾飲酒者 User of tobacco but not alcohol	3.3	3.0	3.1	4.8	3.0	2.9	4.0	2.6
曾吸煙及飲酒者 Both tobacco and alcohol user	49.6	45.4	9.9	10.9	50.5	37.2	62.3	67.4
所有不曾吸食毒品的學生 All non-drug-taking students								
不曾吸煙或飲酒者 ¹ Neither tobacco nor alcohol user ¹	43.7	43.6	71.4	73.8	40.7	42.8	21.7	21.0
曾飲酒但不曾吸煙者 User of alcohol but not tobacco	48.5	49.9	27.0	25.0	50.6	50.2	66.2	69.0
曾吸煙但不曾飲酒者 User of tobacco but not alcohol	0.5	0.5	0.3	0.3	0.6	0.5	0.6	0.5
曾吸煙及飲酒者 Both tobacco and alcohol user	7.3	6.1	1.3	1.0	8.1	6.4	11.5	9.5

註釋： 1. 「不曾吸煙或飲酒者」包括未有提供相關資料的學生。
2. 百分比是以調查範圍內的各吸食毒品與否及教育程度的學生為基礎而計算。

Notes: 1. “Neither tobacco nor alcohol user” includes those who had not provided any relevant information.
2. Percentages are calculated based on the students in the respective drug use status groups and education levels covered by the Survey.

表4.10 是否與父母同住（按吸食毒品與否及教育程度分組）（2011/12 年及 2014/15 年）

Table 4.10 Whether living with parents by drug use status and by education level, 2011/12 and 2014/15

是否與父母同住 Whether living with parents	總計 Total		高小 Upper Primary		中學 Secondary		專上 Post-secondary	
	2011/12 (%)	2014/15 (%)	2011/12 (%)	2014/15 (%)	2011/12 (%)	2014/15 (%)	2011/12 (%)	2014/15 (%)
所有學生 All students								
父母親都與我同住 Both my parents are living with me	82.7	80.8	84.7	84.4	83.7	81.0	77.4	77.6
只有父親與我同住 Only my father is living with me	2.8	3.3	3.3	3.3	2.9	3.7	2.0	2.3
只有母親與我同住 Only my mother is living with me	10.6	11.3	9.1	9.2	10.8	11.8	11.6	12.0
父母親都不是與我同住 Both my parents are not living with me	3.9	4.6	2.9	3.1	2.7	3.4	8.9	8.0
所有曾吸食毒品的學生 All drug-taking students								
父母親都與我同住 Both my parents are living with me	69.8	68.4	74.9	77.8	73.0	72.9	61.3	58.5
只有父親與我同住 Only my father is living with me	5.5	5.1	9.2	6.4	5.5	5.5	4.2	4.1
只有母親與我同住 Only my mother is living with me	12.2	12.2	11.5	11.1	12.5	12.6	12.0	11.7
父母親都不是與我同住 Both my parents are not living with me	12.4	14.3	4.5	4.7	9.0	9.0	22.5	25.7
所有不曾吸食毒品的學生 Non-drug-taking students								
父母親都與我同住 Both my parents are living with me	83.0	81.1	84.9	84.5	83.9	81.2	78.0	78.1
只有父親與我同住 Only my father is living with me	2.7	3.2	3.2	3.2	2.8	3.7	2.0	2.3
只有母親與我同住 Only my mother is living with me	10.5	11.3	9.1	9.2	10.7	11.8	11.6	12.0
父母親都不是與我同住 Both my parents are not living with me	3.8	4.4	2.9	3.1	2.6	3.3	8.5	7.6

註釋： 百分比是以有提供相關資料的各吸食毒品與否及教育程度的學生為基礎而計算。

Note: Percentages are calculated based on the students in the respective drug use status groups and education levels who had provided the relevant information.

表4.11 家庭每月總收入(按吸食毒品與否及教育程度分組)(2011/12年及2014/15年)(中學或以上的學生)

Table 4.11 Monthly household income by drug use status and by education level, 2011/12 and 2014/15 (Secondary or above students)

家庭每月總收入 Monthly household income	總計 Total		中學 Secondary		專上 Post-secondary	
	2011/12 (%)	2014/15 (%)	2011/12 (%)	2014/15 (%)	2011/12 (%)	2014/15 (%)
所有學生 All students						
\$10,000 以下 Below \$10,000	9.5	6.7	7.9	4.8	14.3	10.2
\$10,000 - \$19,999	20.7	17.1	18.8	14.7	26.4	21.6
\$20,000 - \$49,999	18.8	22.5	16.6	18.7	25.5	29.6
\$50,000 或以上 \$50,000 or above	7.5	9.2	7.3	8.7	8.1	10.0
不知道 Didn't know	43.5	44.6	49.4	53.1	25.7	28.6
所有曾吸食毒品的學生 All drug-taking students						
\$10,000 以下 Below \$10,000	13.5	12.4	12.6	10.5	15.5	15.6
\$10,000 - \$19,999	14.9	10.3	13.6	9.6	17.4	11.5
\$20,000 - \$49,999	13.2	17.3	10.5	12.6	18.9	25.1
\$50,000 或以上 \$50,000 or above	17.6	22.5	17.0	19.6	19.0	27.5
不知道 Didn't know	40.8	37.5	46.3	47.7	29.2	20.3
所有不曾吸食毒品的學生 All non-drug-taking students						
\$10,000 以下 Below \$10,000	9.4	6.6	7.8	4.7	14.3	10.1
\$10,000 - \$19,999	20.8	17.3	18.9	14.8	26.7	21.8
\$20,000 - \$49,999	19.0	22.6	16.7	18.8	25.8	29.7
\$50,000 或以上 \$50,000 or above	7.2	8.9	7.1	8.5	7.7	9.6
不知道 Didn't know	43.6	44.8	49.4	53.2	25.5	28.8

註釋：百分比是以有提供相關資料的各吸食毒品與否及教育程度的學生為基礎而計算。

Note: Percentages are calculated based on the students in the respective drug use status groups and education levels who had provided the relevant information.

表4.12 在港居住年期（按吸食毒品與否及教育程度分組）（2011/12 年及 2014/15 年）

Table 4.12 Length of living in Hong Kong by drug use status and by education level, 2011/12 and 2014/15

在港居住年期 Length of living in Hong Kong	總計 Total		高小 Upper Primary		中學 Secondary		專上 Post-secondary	
	2011/12 (%)	2014/15 (%)	2011/12 (%)	2014/15 (%)	2011/12 (%)	2014/15 (%)	2011/12 (%)	2014/15 (%)
所有學生 All Students								
7 年或以上 7 years or above	91.3	92.1	89.3	91.4	92.0	92.3	91.1	92.3
在香港出生 Born in Hong Kong	74.6	75.1	78.9	81.9	73.5	72.3	73.4	75.2
7 年或以上 7 years or above	16.7	17.1	10.4	9.6	18.6	20.0	17.7	17.1
4 至 6 年 4-6 years	4.5	3.4	6.5	4.4	4.7	4.0	1.8	1.7
1 至 3 年 1-3 years	2.8	2.9	3.1	3.1	2.4	2.7	3.7	3.3
少於 1 年 Less than 1 year	1.4	1.5	1.0	1.1	0.8	1.0	3.4	2.7
所有曾吸食毒品的學生 All drug-taking students								
7 年或以上 7 years or above	82.9	82.3	78.6	81.9	82.4	82.5	85.4	82.0
在香港出生 Born in Hong Kong	62.3	61.0	67.0	58.7	59.6	59.6	66.2	63.8
7 年或以上 7 years or above	20.6	21.3	11.6	23.2	22.8	23.0	19.3	18.2
4 至 6 年 4-6 years	6.3	5.3	11.6	9.2	7.2	6.9	2.7	1.8
1 至 3 年 1-3 years	6.1	6.4	6.9	5.6	6.2	5.3	5.7	8.3
少於 1 年 Less than 1 year	4.7	6.1	2.9	3.3	4.2	5.3	6.2	7.9
所有不曾吸食毒品的學生 All non-drug-taking students								
7 年或以上 7 years or above	91.5	92.3	89.4	91.5	92.3	92.5	91.3	92.5
在香港出生 Born in Hong Kong	74.9	75.3	79.0	82.0	73.8	72.6	73.7	75.4
7 年或以上 7 years or above	16.6	17.0	10.4	9.5	18.5	19.9	17.6	17.1
4 至 6 年 4-6 years	4.5	3.4	6.5	4.4	4.7	3.9	1.8	1.7
1 至 3 年 1-3 years	2.7	2.9	3.1	3.0	2.3	2.6	3.6	3.2
少於 1 年 Less than 1 year	1.3	1.4	1.0	1.1	0.8	0.9	3.3	2.6

註釋： 百分比是以有提供相關資料的各吸食毒品與否及教育程度的學生為基礎而計算。

Note: Percentages are calculated based on the students in the respective drug use status groups and education levels who had provided the relevant information.

表4.13 居住的房屋種類（按吸食毒品與否及教育程度分組）（2011/12 年及 2014/15 年）

Table 4.13 Type of housing by drug use status and by education level, 2011/12 and 2014/15

居住的房屋種類 Type of housing	總計 Total		高小 Upper Primary		中學 Secondary		專上 Post-secondary	
	2011/12 (%)	2014/15 (%)	2011/12 (%)	2014/15 (%)	2011/12 (%)	2014/15 (%)	2011/12 (%)	2014/15 (%)
所有學生 All Students								
公營租住單位〔例如：公屋、中轉屋等〕 Public rental housing (e.g. public housing estates, interim housing)	39.1	38.1	38.5	37.6	39.6	38.7	38.0	37.4
資助出售單位〔例如：居屋、自置公屋等〕 Subsidised sale flat (e.g. Home Ownership Scheme Housing, Tenants Purchase Scheme Housing)	13.8	12.6	12.1	10.0	13.5	12.2	16.7	15.3
私人住宅 Private housing	39.6	41.4	38.6	45.9	40.4	40.0	38.3	40.4
兩房或以下 Two bedrooms or below	15.0	15.5	13.4	14.9	15.0	14.7	16.7	17.5
三房或以上 Three bedrooms or above	23.6	24.6	23.7	28.0	24.5	24.3	21.1	22.5
不知道 Unknown no. of bedrooms	1.0	1.3	1.5	3.0	0.9	1.1	0.5	0.5
臨時房屋 Temporary housing	0.8	1.1	0.5	0.9	0.9	1.1	1.0	1.2
員工宿舍 Staff quarters	1.4	1.9	1.3	1.7	1.2	1.7	2.4	2.5
其他／不清楚 Others / uncertain	5.3	4.9	9.0	3.9	4.5	6.3	3.7	3.2
所有曾吸食毒品的學生 All drug-taking students								
公營租住單位〔例如：公屋、中轉屋等〕 Public rental housing (e.g. public housing estates, interim housing)	33.4	31.0	35.8	43.4	34.4	30.5	30.5	28.9
資助出售單位〔例如：居屋、自置公屋等〕 Subsidised sale flat (e.g. Home Ownership Scheme Housing, Tenants Purchase Scheme Housing)	11.4	8.2	14.9	9.3	9.9	7.6	13.3	9.0
私人住宅 Private housing	39.9	45.9	35.2	39.5	40.4	45.8	40.7	47.5
兩房或以下 Two bedrooms or below	11.5	14.0	***	13.0	11.0	13.1	12.5	15.6
三房或以上 Three bedrooms or above	27.7	31.0	***	22.7	28.6	31.9	27.3	31.6
不知道 Unknown no. of bedrooms	0.8	0.9	***	3.7	0.8	0.9	0.8	0.3
臨時房屋 Temporary housing	3.9	3.6	***	1.7	3.3	3.2	6.0	4.8
員工宿舍 Staff quarters	2.1	2.4	1.8	2.6	2.4	2.3	1.7	2.7
其他／不清楚 Others / uncertain	9.2	8.9	10.3	3.6	9.7	10.6	7.9	7.1

居住的房屋種類 Type of housing	總計 Total		高小 Upper Primary		中學 Secondary		專上 Post-secondary	
	2011/12 (%)	2014/15 (%)	2011/12 (%)	2014/15 (%)	2011/12 (%)	2014/15 (%)	2011/12 (%)	2014/15 (%)
所有不曾吸食毒品的學生 All non-drug-taking students								
公營租住單位〔例如：公屋、中轉屋等〕 Public rental housing (e.g. public housing estates, interim housing)	39.2	38.3	38.6	37.6	39.7	38.8	38.2	37.7
資助出售單位〔例如：居屋、自置公屋等〕 Subsidised sale flat (e.g. Home Ownership Scheme Housing, Tenants Purchase Scheme Housing)	13.8	12.7	12.1	10.0	13.5	12.3	16.8	15.4
私人住宅 Private housing	39.6	41.3	38.6	46.0	40.4	39.9	38.2	40.2
兩房或以下 Two bedrooms or below	15.1	15.5	13.4	14.9	15.1	14.7	16.8	17.5
三房或以上 Three bedrooms or above	23.6	24.5	23.7	28.1	24.4	24.1	20.9	22.2
不知道 Unknown no. of bedrooms	1.0	1.3	1.5	3.0	0.9	1.1	0.5	0.5
臨時房屋 Temporary housing	0.7	1.0	0.5	0.9	0.8	1.0	0.8	1.1
員工宿舍 Staff quarters	1.4	1.9	1.3	1.7	1.1	1.7	2.4	2.5
其他／不清楚 Others / uncertain	5.2	4.9	9.0	3.9	4.4	6.3	3.5	3.1

註釋： 1. 百分比是以有提供相關資料的各吸食毒品與否及教育程度的學生為基礎而計算。

2. *** 由於抽樣誤差相對較大，該估計不予公布。為免從總數減去餘數後能得出未有顯示的數字，在有需要時，另一數字亦同時不會顯示。

Note: 1. Percentages are calculated based on the students in the respective drug use status groups and education levels who had provided the relevant information.

2. *** Estimates are not released due to relatively large sampling error. When necessary, an additional cell is also suppressed to prevent the deduction of a suppressed cell from the total.

5. 報告摘要

Summary of key findings

表 5.1 國際比較

Table 5.1 International Comparison

地區 Region	樣本數量 Sample Size	曾吸食毒品的比率 Lifetime Prevalence Rate
香港 (2014/15)	約有 77 300 位中學學生 (佔總人口的 20.7%)	2.3% (中學學生)
Hong Kong (2014/15)	About 77 300 secondary students (20.7% of population)	2.3% (secondary students)
美國 (2015) ¹	約有 44 900 位 (第八、十及十二年級) 學生 (佔總人口的 0.4%)	34.3% (第八、十及十二年級學生)
United States (2015) ¹	About 44 900 (Grade 8, 10 & 12) students (0.4% of population)	34.3% (Grade 8, 10 & 12 students)
英國 (2014) ²	約有 6 200 位 (第七至十一年級) 學生 (佔總人口的 0.2%)	15.0% (年齡介乎 11 至 15 歲的學生)
United Kingdom (2014) ²	About 6 200 (Year 7 to 11) students (0.2% of population)	15.0% (students aged 11-15)
36 個歐洲國家 (2011) ³	在 36 個歐洲國家中 約有 103 000 位 年齡介乎 15 至 16 歲的學生	18% (年齡介乎 15 至 16 歲的學生)
36 European countries (2011) ³	About 103 000 (Aged 15-16) students in 36 countries	18% (students aged 15-16)

資料來源： 1. 2015 年美國國家濫用藥物研究院的“Monitoring the Future – National Results on Adolescent Drug Use”報告。

2. 英國國民保健署信息中心的“Smoking, Drinking and Drug Use among Young People in England - 2014”報告。

3. “The 2011 ESPAD Report – Substance Use among Students in 36 European Countries”報告。在每個國家的吸毒比率介乎 5% 至 43%。

Sources: 1. “Monitoring the Future - National Results on Adolescent Drug Use”, US Department of Health and Human Services, 2015

2. “Smoking, Drinking and Drug Use among Young People in England - 2014”, NHS Information Centre.

3. “The 2011 ESPAD Report – Substance Use among Students in 36 European Countries”. Prevalence rates of individual countries range from 5-43%.

抽樣率及回應率

SAMPLING FRACTION & RESPONSE RATE

		高小 Upper Primary	中學 Secondary	專上 Post- secondary	總計 Total
學生人數 No. of students	總學生人數 Population	154 387	373 131	197 470	724 988
	目標人數 ¹ Target ¹	41 072	98 979	164 550	304 601
	有參與的學校／院校人數 Total students in the schools/ institutions participated	32 963	92 013	157 617	282 593
	收回問卷的數目 Total questionnaires returned	30 374	77 318	43 437	151 129
	扣除無效的個案 Less 'Invalid cases'	9	47	4 866	4 922
	有效樣本 Effective Sample	30 365	77 271	38 571	146 207
	抽樣率 ² Sampling fraction ²	19.7%	20.7%	19.5%	20.2%
	回應率 ³ Response rate ³	73.9%	78.1%	23.4%	48.0%

- 註釋：
- 目標人數是考慮到過往調查的回應率而計劃所需抽選的學生人數。
 - 學生抽樣率是指成功完成問卷的學生(有效樣本)佔所有學校或院校的學生人數(總學生人數)的比率。
 - 學生回應率是指成功完成問卷的學生(有效樣本)佔揀選學校的學生人數(目標人數)的比率。

- Notes:
- The target is defined as the total number of students planned for enumeration after taking into account the response rate in the past surveys.
 - Sampling fraction of students is defined as the number of students who had successfully completed the questionnaires (effective sample) / total number of students in all of the schools (population).
 - Response rate of students is defined as the number of students who had successfully completed the questionnaires (effective sample) / total number of students in the selected schools (the target).

有參與及沒有參與的高小及中學學校概況

PROFILE OF PARTICIPATING AND NON-PARTICIPATING UPPER PRIMARY AND SECONDARY SCHOOLS

學校大小 (班別數目) School size (Number of classes)	被揀選的學校 Selected Schools (%)	成功訪問的學校 Enumerated Schools (%)	沒有參與的學校 Schools with Non-response Status (%)
高小 Upper Primary			
小 (≤ 20) Small (≤ 20)	37	37	41
中 (21-25) Medium (21-25)	30	33	28
大 (> 25) Large (> 25)	33	30	31
中學 Secondary			
小 (≤ 25) Small (≤ 25)	19	15	15
中 (26-30) Medium (26-30)	22	21	21
大 (> 30) Large (> 30)	59	63	64

問卷樣本
QUESTIONNAIRE SPECIMEN

第一部分：背景資料

為了幫助統計分析，這個研究需要了解一些你的基本資料。這些資料將會絕對保密，只作整體統計分析之用。

Q1. 就讀學校

- ① 全日制小學 ② 上午班小學 ③ 下午班小學

Q2. 班級

- ① 小四 ② 小五 ③ 小六

Q3. 年齡

- ① 6歲或以下 ③ 8歲 ⑤ 10歲 ⑦ 12歲 ⑨ 14歲
② 7歲 ④ 9歲 ⑥ 11歲 ⑧ 13歲 ⑩ 15歲或以上

Q4. 性別

- ① 男 ② 女

Q5. 種族 (請選擇一個最能描述你的原屬種族的答案)

- | | | | | |
|---------|---------|---------|---------|---------|
| ① 華人 | ⑤ 孟加拉人 | ③ 泰國人 | ⑦ 葡萄牙人 | ⑩ 其他美洲人 |
| ② 菲律賓人 | ⑥ 斯里蘭卡人 | ④ 越南人 | ⑧ 其他歐洲人 | ⑪ 澳洲人 |
| ③ 印度人 | ⑦ 印尼人 | ⑤ 尼泊爾人 | ⑨ 美國人 | ⑫ 新西蘭人 |
| ④ 巴基斯坦人 | ⑧ 日本人 | ⑥ 其他亞洲人 | ⑩ 加拿大人 | ⑬ 非洲人 |
| | ⑨ 韓國人 | ⑪ 英國人 | | |

- ⑫ 其他／不清楚 (請註明)

Q6. 居住地區

- | 香港島 | 九龍 | 新界 | 內地 |
|-------|--------|-------|------------|
| ① 中西區 | ⑤ 油尖旺區 | ③ 葵青區 | ⑦ 深圳 |
| ② 灣仔區 | ⑥ 深水埗區 | ④ 荃灣區 | ⑧ 其他中國內地城市 |
| ③ 東區 | ⑦ 九龍城區 | ⑤ 屯門區 | |
| ④ 南區 | ⑧ 黃大仙區 | ⑥ 元朗區 | |
| | ⑨ 觀塘區 | ⑦ 北區 | |
| | | ⑧ 大埔區 | |
| | | ⑨ 沙田區 | |
| | | ⑩ 西貢區 | |
| | | ⑪ 離島區 | |

- ⑫ 澳門
⑬ 其他／不清楚 (請註明街道／樓宇名稱)

Q7. 父母是否與你同住？

- ① 父母親都與我同住 ③ 只有母親與我同住
② 只有父親與我同住 ④ 父母親都不是與我同住

所有資料將不記名及絕對保密，請放心如實作答

Q8. 你是否在香港出生？

① 是，我在香港出生

否，我在港居住了...

② 7年或以上

③ 4至6年

④ 1至3年

⑤ 少於1年

Q9. 你現在居住的房屋類型是甚麼？

① 公營租住單位（例如：公屋、中轉屋等）

③ 私人住宅（兩房或以下）

⑤ 臨時房屋

② 資助出售單位（例如：居屋、自置公屋等）

④ 私人住宅（三房或以上）

⑥ 員工宿舍

⑦ 其他／不清楚 [請註明樓宇／屋苑名稱]

Q10. 你的父母是否擁有私人汽車（不包括電單車和營業車輛例如的士）？

① 否

② 是

第二部分：生活習慣

Q11. 在空閒時，你通常會做甚麼？ [可多項選擇]

① 同朋友聊天

⑧ 睇電視／聽電台節目或音樂

⑬ 玩樂器／畫畫／跳舞／其他文化活動

② 同屋企人玩／聊天

⑨ 在家無所事事／睡覺

⑭ 上網

③ 睇電影

⑫ 做運動／戶外活動（如郊遊／遠足）

⑮ 在家中打機（包括電視／電腦遊戲機等）

④ 購物／逛街

⑩ 去卡拉 OK／酒吧

⑯ 到網吧／機舖打機

⑤ 參與義工服務

⑪ 參加課外活動（如童軍／學會活動）

⑰ 參加教會或宗教活動

⑥ 閱讀

⑬ 到親友家中玩（如參加派對）

⑱ 其他

⑦ 睇漫畫

⑭ 用手機玩電子遊戲

[請註明]

Q12. 在上網時，你通常會做甚麼？ [可多項選擇]

① 我沒有上網的習慣

⑤ 上討論區／聊天室／留言板等

⑧ 做網上功課

② 玩網上遊戲

⑥ 睇 YouTube／短片／電視節目／電影

⑨ 瀏覽網頁（如看報紙／漫畫等）

③ 網上交友

⑦ 搵資料（如維基百科／查地圖／查交通）

⑩ 下載相片／歌曲等其他

④ 同朋友聊天／分享（如發電郵／玩 WhapsApp／玩 WeChat／玩 Line／玩 QQ／玩 Facebook／玩 Instagram／寫 blog）

⑪ 其他

[請註明]

注意：填入資料即成限閱文件

頁 2

第三部分：飲酒和吸煙

Q13. 你有沒有曾經飲酒？

〔「酒」指各類含酒精飲料，例如白蘭地、威士忌、紅酒、白酒、啤酒、雞尾酒、仙地或含酒精成份的果汁。〕

沒有 ① ② 有

「沒有」飲酒，只需回答左方問題

〔即 Q14-L〕

「有」飲酒，只需回答右方問題

〔即 Q14-R〕

Q14-L. 你不飲酒的原因是甚麼？〔可多項選擇〕

- 飲酒會損害健康 ①
- 我未夠年齡飲酒／購買酒 ②
- 我的朋友沒有飲酒 ③
- 我的父母不准我飲酒 ④
- 我沒有興趣飲酒 ⑤
- 我不喜歡飲酒者的形象 ⑥
- 我沒有金錢買酒 ⑦
- 我沒有機會飲酒 ⑧
- 我不喜歡酒的味道／氣味 ⑨
- 我不喜歡飲酒後帶來的不適 ⑩
- 其他〔請註明〕 ⑪

請前往問題 Q15

Q14-R. 你曾否在過去十二個月飲酒？

- ① 沒有
 - ② 有〔請續答跟進問題〕
- 如「有」，你曾否在過去三十天飲酒？
- ③ 沒有
 - ④ 有

請前往問題 Q15

Q15. 你有沒有曾經吸煙？

〔「煙」是指各類煙草製品，例如香煙、雪茄或煙斗用煙絲。〕

沒有 ① ② 有

「沒有」吸煙，只需回答左方問題

〔即 Q16-L〕

「有」吸煙，只需回答右方問題

〔即 Q16-R〕

Q16-L. 你不吸煙的原因是甚麼？〔可多項選擇〕

- 吸煙會損害健康 ①
- 我未夠年齡吸煙／購買煙 ②
- 我的朋友沒有吸煙 ③
- 我的父母不准我吸煙 ④
- 我沒有興趣吸煙 ⑤
- 我不喜歡吸煙者的形象 ⑥
- 因為煙草產品越來越貴 ⑦
- 我沒有機會吸煙 ⑧
- 我不喜歡煙的氣味 ⑨
- 因為越來越多地方不准吸煙 ⑩
- 其他〔請註明〕 ⑪

請前往問題 Q17

Q16-R. 你曾否在過去十二個月吸煙？

- ① 沒有
 - ② 有〔請續答跟進問題〕
- 如「有」，你曾否在過去三十天吸煙？
- ③ 沒有
 - ④ 有

請前往問題 Q17

注意：填入資料即成限閱文件

所有資料將不記名及絕對保密，請放心如實作答

第四部分：吸食毒品

「毒品」是指列載於問題 Q20-L 及 Q20-R 中的任何物質或其他危害精神的物品。常見毒品有海洛英、氯胺酮、搖頭丸和冰毒等。

Q17. 在你認識的人當中，有沒有人吸食毒品？如果「有」，是誰呢？

① 完全沒有

② 有，他們是我的...

〔可多項選擇〕

③ 同學

④ 男朋友／女朋友

⑤ 網友

⑥ 朋友

⑦ 鄰居

⑧ 父母

⑨ 兄弟姊妹

⑩ 親戚

⑪ 其他人

〔請註明〕

Q18. 你是否接受別人吸食毒品？

① 我不接受任何人吸食毒品

② 我不接受我的家人／男、女朋友吸食毒品，但我接受其他人有吸食毒品的習慣

③ 我接受別人在某些情況下（如在派對裡、不開心時等）吸食毒品

④ 我接受別人有吸食毒品的習慣

Q19. 你有沒有曾經吸食毒品？〔所有資料將不記名及絕對保密，並只作整體統計分析用途〕

沒有 ①

② 有

「沒有」吸食毒品，只需回答左方問題

〔即 Q20-L 至 Q26-L〕

「曾經」吸食毒品，只需回答右方問題

〔即 Q20-R 至 Q26-R〕

Q20-L. 你曾經聽聞下列哪種毒品呢？

〔可多項選擇〕

白粉〔海洛英〕 ①

咳水／咳丸〔醫療用途除外〕 ②

可卡因 ③

搖頭丸〔忘我／E 仔〕 ④

大麻〔草〕 ⑤

冰毒 ⑥

藍精靈〔白瓜子〕 ⑦

K 仔〔茄／氯胺酮〕 ⑧

K2 ⑨

五仔〔哈哈笑／Give-me-five〕 ⑩

天拿水／強力膠／其他有機溶劑〔正常用途除外〕 ⑪

喵喵〔Meow Meow〕 ⑫

以上的毒品均沒有聽聞 ⑬

請前往問題 Q21-L

Q20-R. 你曾經吸食下列哪種毒品呢？

〔可多項選擇〕

① 白粉〔海洛英〕

② 咳水／咳丸〔醫療用途除外〕

③ 可卡因

④ 搖頭丸〔忘我／E 仔〕

⑤ 大麻〔草〕

⑥ 冰毒

⑦ 藍精靈〔白瓜子〕

⑧ K 仔〔茄／氯胺酮〕

⑨ K2

⑩ 五仔〔哈哈笑／Give-me-five〕

⑪ 天拿水／強力膠／其他有機溶劑〔正常用途除外〕

⑫ 喵喵〔Meow Meow〕

⑬ 其他毒品

〔請註明〕

請前往問題 Q21-R

注意：填入資料即成限閱文件

頁 4

所有資料將不記名及絕對保密，請放心如實作答

「沒有」吸食毒品，只需回答左方問題
〔即 Q21-L 至 Q26-L〕

「曾經」吸食毒品，只需回答右方問題
〔即 Q21-R 至 Q26-R〕

Q21-L. 有沒有人曾經嘗試提供毒品給你？
如果「有」，是誰提供給你的呢？

完全沒有 ①

有〔可多項選擇〕 →

同學 ②

男朋友／女朋友 ③

網友 ④

朋友 ⑤

朋友的朋友 ⑥

父母 ⑦

兄弟姊妹 ⑧

親戚 ⑨

鄰居 ⑩

毒販 ⑪

娛樂場所工作人員 ⑫

兼職同事 ⑬

陌生人／其他人 〔請註明〕 ⑭

Q22-L. 這些人在甚麼地方嘗試提供毒品給你？
〔可多項選擇〕

- 不適用，從沒有人給予我毒品 ①
- 自己家中 ②
- 朋友／同學／鄰居家中 ③
- 學校〔包括宿舍〕 ④
- 其他住宅單位〔如空置單位等〕 ⑤
- 網吧 ⑥
- 電子遊戲機中心 ⑦
- 卡拉 OK 房 ⑧
- 酒吧 ⑨
- 其他樓上娛樂場所〔如樓上咖啡店／書店等〕 ⑩
- 戲院 ⑪
- 公眾遊樂場／球場／公園／公廁 ⑫
- 大廈梯間或大廈的公眾地方／後巷 ⑬
- 沙灘 ⑭
- 出租屋／渡假屋／酒店／其他出租地方 ⑮
- 商場／商店 ⑯
- 藥房 ⑰
- 遊艇 ⑱
- 其他地方 〔請註明〕 ⑲

請前往問題 Q23-L

Q21-R. 是誰提供毒品給你呢？〔可多項選擇〕

- ① 同學
- ② 男朋友／女朋友
- ③ 網友
- ④ 朋友
- ⑤ 朋友的朋友
- ⑥ 父母
- ⑦ 兄弟姊妹
- ⑧ 親戚
- ⑨ 鄰居
- ⑩ 毒販
- ⑪ 藥房職員
- ⑫ 娛樂場所工作人員
- ⑬ 兼職同事
- ⑭ 陌生人／其他人
- 〔請註明〕

Q22-R. (a) 你通常在哪些地方取得毒品？
(b) 你通常會在哪些地方吸食毒品？

- | (a) 取得
毒品的地方 | 〔可多項選擇〕 | (b) 吸食
毒品的地方 |
|-------------------|-------------------|-----------------|
| ① 自己家中 | ① 自己家中 | ① |
| ② 朋友／同學／鄰居家中 | ② 朋友／同學／鄰居家中 | ② |
| ③ 學校〔包括宿舍〕 | ③ 學校〔包括宿舍〕 | ③ |
| ④ 其他住宅單位〔如空置單位等〕 | ④ 其他住宅單位〔如空置單位等〕 | ④ |
| ⑤ 網吧 | ⑤ 網吧 | ⑤ |
| ⑥ 電子遊戲機中心 | ⑥ 電子遊戲機中心 | ⑥ |
| ⑦ 卡拉 OK 房 | ⑦ 卡拉 OK 房 | ⑦ |
| ⑧ 酒吧 | ⑧ 酒吧 | ⑧ |
| ⑨ 其他樓上娛樂場所 | ⑨ 其他樓上娛樂場所 | ⑨ |
| 〔如樓上咖啡店／書店等〕 | 〔如樓上咖啡店／書店等〕 | |
| ⑩ 戲院 | ⑩ 戲院 | ⑩ |
| ⑪ 公眾遊樂場／球場／公園／公廁 | ⑪ 公眾遊樂場／球場／公園／公廁 | ⑪ |
| ⑫ 大廈梯間或大廈的公眾地方／後巷 | ⑫ 大廈梯間或大廈的公眾地方／後巷 | ⑫ |
| ⑬ 沙灘 | ⑬ 沙灘 | ⑬ |
| ⑭ 出租屋／渡假屋／酒店／ | ⑭ 出租屋／渡假屋／酒店／ | ⑭ |
| 其他出租地方 | 其他出租地方 | |
| ⑮ 商場／商店 | ⑮ 商場／商店 | ⑮ |
| ⑯ 藥房 | ⑯ 藥房 | ⑯ |
| ⑰ 遊艇 | ⑰ 遊艇 | ⑰ |
| ⑱ 其他地方 | ⑱ 其他地方 | ⑱ |
| 〔請註明〕 | 〔請註明〕 | |

〔請檢查是否已回答 Q22-R(a)和(b)兩部分的問題〕

請前往問題 Q23-R

注意：填入資料即成限閱文件

頁 5

所有資料將不記名及絕對保密，請放心如實作答

「沒有」吸食毒品，只需回答左方問題
(即 Q23-L 至 Q26-L)

「曾經」吸食毒品，只需回答右方問題
(即 Q23-R 至 Q26-R)

Q23-L. 如果你知道你的好朋友吸食毒品，
你會怎樣做呢？〔可多項選擇〕

- ① 裝作不知道／甚麼也不做
- ② 不知怎麼做
- ③ 告訴老師
- ④ 告訴社工
- ⑤ 告訴我自己的父母
- ⑥ 告訴他的父母
- ⑦ 直接與他對話了解情況
- ⑧ 勸他不要吸毒／鼓勵他戒毒
- ⑨ 鼓勵他向其他人(如社工)尋求協助
- ⑩ 疏遠他／絕交
- ⑪ 報警
- ⑫ 其他〔請註明〕

Q24-L. 你有沒有曾經接觸過任何有關禁毒的資訊？
如果「有」，哪些是主要的資訊來源？

- ① 完全沒有
- ② 有，從〔可多項選擇〕
 - ③ 電視，收音機及報紙等大眾傳播媒介
 - ④ 學校課程
 - ⑤ 禁毒講座
 - ⑥ 禁毒活動〔如嘉年華會〕
 - ⑦ 互聯網／智能手機／平板電腦〔包括應用程式／電郵／Blog／討論區／YouTube〕
 - ⑧ 志願青少年機構
 - ⑨ 書本
 - ⑩ 禁毒宣傳海報
 - ⑪ 宣傳單張／展板／小冊子
 - ⑫ 香港賽馬會藥物資訊天地
 - ⑬ 親人〔如父母／兄弟姊妹／長輩〕
 - ⑭ 同學／朋友
 - ⑮ 其他〔請註明〕

請前往問題 Q25-L

Q23-R. 你吸食毒品的主要原因是甚麼？
〔可多項選擇〕

- ① 好奇
- ② 受朋輩影響
- ③ 尋求刺激
- ④ 解悶／消磨時間
- ⑤ 逃避不开心或不安全的感覺
- ⑥ 減輕壓力
- ⑦ 炫耀
- ⑧ 跟潮流
- ⑨ 提神
- ⑩ 減肥
- ⑪ 止痛
- ⑫ 避免因沒有服食藥物而感到不適
- ⑬ 其他原因

〔請註明〕

Q24-R. 你有沒有曾經在香港以外的任何地方吸食毒品？

- ① 沒有
- ② 有〔請續答跟進問題〕

你曾經在香港以外的哪些地方吸食毒品？

- 〔可多項選擇〕
- ③ 深圳
- ④ 廣州
- ⑤ 東莞
- ⑥ 珠海
- ⑦ 其他中國內地城市

〔請註明〕

- ⑧ 澳門
- ⑨ 海外地區

〔請註明〕

請前往問題 Q25-R

注意：填入資料即成限閱文件

頁 6

■ 所有資料將不記名及絕對保密，請放心如實作答 ■

「沒有」吸食毒品，只需回答左方問題
(即 Q25-L 至 Q26-L)

「曾經」吸食毒品，只需回答右方問題
(即 Q25-R 至 Q26-R)

Q25-L. 你有沒有曾經參加下列的禁毒活動？
如果「有」，是哪些呢？

- 完全沒有 ①
- 有〔可多項選擇〕
- 研討會／講座 ②
 - 課堂活動〔如專題研習〕 ③
 - 嘉年華會 ④
 - 戶外活動 ⑤
 - 義務工作 ⑥
 - 綜藝表演／音樂會 ⑦
 - 電影欣賞 ⑧
 - 電子、網上遊戲／短片／網劇 ⑨
 - 比賽〔如音樂／標語創作／話劇／短片製作〕 ⑩
 - 參觀〔如戒毒所〕 ⑪
 - 其他〔請註明〕 ⑫

Q26-L. 你最喜歡由誰傳遞禁毒資訊給你呢？
〔只選一項〕

- 曾經吸毒人士 ①
- 父母 ②
- 其他親人〔如兄弟姊妹／長輩〕 ③
- 老師 ④
- 醫生及醫護人員 ⑤
- 社工 ⑥
- 政府官員 ⑦
- 電視／電影明星或流行歌手 ⑧
- 有名的運動員 ⑨
- 朋友／同學 ⑩
- 其他〔請註明〕 ⑪

請前往問題 Q27

Q25-R. 你曾否在過去十二個月吸食毒品？

- ① 沒有
- ② 有〔請續答跟進問題〕
- 你曾否在過去三十天吸食毒品？
- ③ 沒有
- ④ 有〔請續答跟進問題〕
- 在過去三十天內，你吸食毒品有多頻密？
- ⑤ 每日
 - ⑥ 每星期兩、三日
 - ⑦ 每星期
 - ⑧ 每兩星期
 - ⑨ 每月

Q26-R. 你有沒有曾經因為吸食毒品問題〔除借錢吸食毒品外〕而向他人求助？
如果「有」，是誰給你最大幫助呢？

- ① 完全沒有
- 有，給我最大幫助的人是…〔只選一項〕
- ② 同學
 - ③ 男／女朋友
 - ④ 網友
 - ⑤ 朋友
 - ⑥ 父母
 - ⑦ 兄弟姊妹
 - ⑧ 老師
 - ⑨ 其他親人〔如長輩〕
 - ⑩ 學校社工
 - ⑪ 外展社工／輔導員
 - ⑫ 醫生及醫護人員
 - ⑬ 戒毒機構社工／輔導員
 - ⑭ 警方的學校聯絡主任
 - ⑮ 神職人員／教牧人員
 - ⑯ 其他人〔請註明〕

請前往問題 Q27

注意：填入資料即成限閱文件

頁 7

第五部分：生活經驗和自我形象

Q27.在過去的六個月，你有沒有遇到以下的情況呢？	沒有	有
i. 被同學欺負	①	②
ii. 被學校記缺點、小過、大過或收警告信	①	②
iii. 被陌生人騷擾	①	②
iv. 和父親或母親超過一星期沒見面	①	②
Q28.在過去的六個月，你有沒有做過以下的事情呢？	沒有	有
i. 曠課	①	②
ii. 偷東西	①	②
iii. 離家出走	①	②
iv. 毆打他人	①	②
v. 與黑社會來往	①	②
vi. 午夜在街上流連	①	②
vii. 賭博	①	②
viii. 傷害自己身體	①	②
Q29.你是否同意以下句子？	不同意	同意
i. 我容易受朋友影響。	①	②
ii. 如果我盡力去做的話，我總是能夠解決難題的。	①	②
iii. 總括來說，我對自己感到滿意。	①	②
iv. 我的父母關注我的感受。	①	②
v. 我覺得自己在學校裡佔有重要的位置。	①	②
vi. 在朋友之間我常常有自己的主意。	①	②
vii. 我有自信能有效地應付任何突如其來的事情。	①	②
viii. 當我遇到困難，我很容易放棄。	①	②
ix. 我的朋友不可以做違法或違規的事情。	①	②
x. 有些時候，我會覺得自己是一無是處。	①	②
xi. 我常常會不遵守校規。	①	③
xii. 與別人爭執時我會以「心平氣和」的態度來解決問題。	①	②

～ 問卷完成，多謝參與 ～

The 2014 / 15 Survey of Drug Use among Students
Commissioned by the Narcotics Division, Security Bureau
Executed by Consumer Search Hong Kong Ltd

SECTION 1 : BACKGROUND INFORMATION

We would like to collect some background information from you to facilitate statistical analysis. Data collected will be treated as strictly confidential and used for statistical analysis only.

Q1. Type of school

- ① Primary School – Whole Day ② Primary School – AM Session ③ Primary School – PM Session

Q2. Level of study

- ① Primary 4 (Grade 4) ② Primary 5 (Grade 5) ③ Primary 6 (Grade 6)

Q3. Age

- ① 6 years old or below ③ 8 years old ⑤ 10 years old ⑦ 12 years old ⑨ 14 years old
 ② 7 years old ④ 9 years old ⑥ 11 years old ⑧ 13 years old ⑩ 15 years old or above

Q4. Gender

- ① Male ② Female

Q5. Ethnicity (Please choose ONE that most describes your ethnic origin)

- | | | | | |
|-------------|---------------|---------------|------------------|------------------|
| ① Chinese | ⑥ Bangladeshi | ⑪ Thai | ⑮ Portuguese | ⑲ Other American |
| ② Filipino | ⑦ Sri Lankan | ⑫ Vietnamese | ⑯ Other European | ⑳ Australian |
| ③ Indian | ⑧ Indonesian | ⑬ Nepalese | ⑰ US American | ㉑ New Zealander |
| ④ Pakistani | ⑨ Japanese | ⑭ Other Asian | ⑱ Canadian | ㉒ African |
| | ⑩ Korean | ⑯ British | | |

- ㉓ Others / uncertain (please specify)

Q6. In which district do you live in?

Hong Kong Island

- ① Central and Western
 ② Wanchai
 ③ Eastern
 ④ Southern

Kowloon

- ⑤ Yau Tsim Mong
 ⑥ Sham Shui Po
 ⑦ Kowloon City
 ⑧ Wong Tai Sin
 ⑨ Kwun Tong

New Territories

- ⑩ Kwai Tsing
 ⑪ Tsuen Wan
 ⑫ Tuen Mun
 ⑬ Yuen Long
 ⑭ Northern

Mainland

- ⑮ Tai Po
 ⑯ Shatin
 ⑰ Sai Kung
 ⑱ Islands
 ㉒ Shenzhen
 ㉓ Other cities in mainland China

- ㉑ Macao

- ㉒ Others / uncertain (please specify the name of street / building)

Q7. Are your parents living with you?

- ① Both my parents are living with me ③ Only my mother is living with me
 ② Only my father is living with me ④ Both my parents are not living with me

Please rest assured and be completely honest when you answer the questions.
No name will be recorded and all information provided will be kept strictly confidential.

Q8. Were you born in Hong Kong?

① Yes, I was born in Hong Kong

No, I have lived in Hong Kong for...

② 7 years or above

③ 4 – 6 years

④ 1 – 3 years

⑤ Less than 1 year

Q9. What type of housing is your family living in?

① Public rental housing
(e.g. public housing estates, interim housing etc)

② Subsidised sale flat
(e.g. Home Ownership Scheme Housing,
Tenants Purchase Scheme Housing etc)

③ Private housing
(Two bedrooms or below)

④ Private housing
(Three bedrooms or above)

⑤ Temporary housing

⑥ Staff quarters

⑦ Others / uncertain (please specify the name of building / estate)

Q10. Do your parents own a car (excluding motorbikes and commercial vehicles such as taxis)?

① No

② Yes

SECTION 2 : HABITS

Q11. What do you do mostly in your free time? (multiple answers are allowed)

① Chat with friends

② Chat / play with family

③ Watch movies

④ Shopping / wandering
on streets

⑤ Participate in
voluntary work

⑥ Read books

⑦ Read comics

⑧ Watch TV / listen to the radio or
music

⑨ Hanging around at home / sleep

⑩ Do sports / outdoor activities
(e.g. outing / hiking)

⑪ Go to karaoke / bars or clubs

⑫ Participate in extra-curricular
activities (e.g. scouts and guides
/ society activities)

⑬ Play in friends' and relatives'
home (e.g. attend parties)

⑭ Play games on mobile phone

⑮ Play musical instruments / drawing /
dancing / other cultural activities

⑯ Surf the Internet

⑰ Play electronic games at home (including
video games / computer games etc)

⑱ Play electronic games in cyber cafés /
video games centres

⑲ Participate in church / religious activities

⑳ Others

(please specify)

Q12. What do you usually do when surfing the Internet? (multiple answers are allowed)

① I do not have the habit
of surfing the Internet

② Play online games

③ Make friends online

④ Chat / share with friends (e.g. through email / WhatsApp / WeChat / Line / QQ / Facebook / Instagram / blog)

⑤ Others

(please specify)

⑥ Go to discussion forums / chat
rooms / message boards etc

⑦ Watch YouTube / video clips /
TV shows/ movies

⑧ Find information (e.g. through
Wikipedia / map search / route
search)

⑨ Do homework on the Internet

⑩ Browse websites (e.g. read
newspaper / comics etc)

⑪ Download photos / songs etc

■ ■ Please rest assured and be completely honest when you answer the questions. ■ ■
No name will be recorded and all information provided will be kept strictly confidential.

SECTION 3 : USE OF ALCOHOL AND TOBACCO

Q13. Have you ever drunk any alcoholic beverages?

("Alcoholic beverages" include hard liquor, red / white wine, beer, cocktail, shandy, cooler and spirits.)

No ① Yes ②

If "No", answer questions in the **LEFT** column only
(i.e. Q14-L)

If "Yes", answer questions in the **RIGHT** column only
(i.e. Q14-R)

Q14-L. Why don't you drink alcohol?

(multiple answers are allowed)

- Alcohol is harmful to health ①
- I am not old enough to drink / buy alcoholic beverages ②
- My friends do not drink ③
- My parents do not allow me to drink ④
- I am not interested in drinking ⑤
- I do not like the image of drinkers ⑥
- I have no money ⑦
- I have no chance to drink alcohol ⑧
- I do not like the taste of alcohol ⑨
- I do not like having a hangover ⑩
- Others (please specify) ⑪

Go to question Q15

Q14-R. Did you drink in the past 12 months?

- ① No
- ② Yes (Please answer the following question)



If "Yes", did you drink in the past 30 days?

- ③ No
- ④ Yes

Go to question Q15

Q15. Have you ever smoked before?

("Smoking" refers to the use of tobacco products including cigarettes, cigars and pipe tobacco.)

No ① Yes ②

If "No", answer questions in the **LEFT** column only
(i.e. Q16-L)

If "Yes", answer questions in the **RIGHT** column only
(i.e. Q16-R)

Q16-L. Why don't you smoke?

(multiple answers are allowed)

- Smoking is harmful to health ①
- I am not old enough to smoke / buy tobacco products ②
- My friends do not smoke ③
- My parents do not allow me to smoke ④
- I am not interested in smoking ⑤
- I do not like the image of smokers ⑥
- Tobacco products become more expensive ⑦
- I have no chance to smoke ⑧
- I do not like the smell of smoking ⑨
- Smoking is banned in more public places ⑩
- Others (please specify) ⑪

Go to question Q17

Q16-R. Did you smoke in the past 12 months?

- ① No
- ② Yes (Please answer the following question)



If "Yes", did you smoke in the past 30 days?

- ③ No
- ④ Yes

Go to question Q17

■ ■ Please rest assured and be completely honest when you answer the questions. ■ ■
No name will be recorded and all information provided will be kept strictly confidential.

SECTION 4 : USE OF DRUGS

"Drugs" refer to any substances listed in questions Q20-L and Q20-R or any substances that will harm the mental health of a person. Common drugs are heroin, ketamine, ecstasy and ice, etc.

Q17. Do you personally know anyone who uses drugs? If "yes", who?

① No

② Yes, they are my... (multiple answers are allowed)

③ schoolmates

④ boyfriend / girlfriend

⑤ online friends

⑥ friends

⑦ neighbours

⑧ parents

⑨ brothers / sisters

⑩ relatives

⑪ others

(please specify)

Q18. Do you think it is okay for people to use drugs?

① I think it is **not okay** for anyone to use drugs

② I think it is **not okay** for my family members / boyfriend or girlfriend to use drugs, but it is okay for other people to use drugs **habitually**

③ I think it is okay for people to use drugs **in a specific occasion** (e.g. at parties or when feeling unhappy etc)

④ I think it is okay for people to use drugs **habitually**

Q19. Have you ever used drugs? [No name will be recorded, all information provided will be kept strictly confidential and will only be used for statistical analysis.]

No ①

② Yes

If "No", answer questions in the **LEFT** column only
(i.e. Q20-L to Q26-L)

If "Yes", answer questions in the **RIGHT** column only
(i.e. Q20-R to Q26-R)

Q20-L. Do you know about any of these drugs? (multiple answers are allowed)

- Heroin ①
- Codeine/ Cough Medicines (except for medical uses) ②
- Cocaine ③
- Ecstasy (MDMA/ XTC) ④
- Cannabis (Grass / Marijuana / Weed) ⑤
- Ice ⑥
- Halcion (Dormicum) ⑦
- Ketamine (K / Ket / K Zai) ⑧
- K2 ⑨
- Give-me-five ⑩
- Thinner / Glue / Other organic solvent (except for proper uses) ⑪
- Meow Meow ⑫
- None of the above ⑬

Go to question Q21-L

Q20-R. Which of these have you ever used? (multiple answers are allowed)

- ① Heroin
 - ② Codeine/ Cough Medicines (except for medical uses)
 - ③ Cocaine
 - ④ Ecstasy (MDMA/ XTC)
 - ⑤ Cannabis (Grass / Marijuana / Weed)
 - ⑥ Ice
 - ⑦ Halcion (Dormicum)
 - ⑧ Ketamine (K / Ket / K Zai)
 - ⑨ K2
 - ⑩ Give-me-five
 - ⑪ Thinner / Glue / Other organic solvent (except for proper uses)
 - ⑫ Meow Meow
 - ⑬ Others
- (please specify)

Go to question Q21-R

■ **Please rest assured and be completely honest when you answer the questions.** ■
No name will be recorded and all information provided will be kept strictly confidential.

If you **HAVEN'T** used drugs, answer questions in the
LEFT column only (i.e. Q21-L to Q26-L)

If you **HAVE** used drugs, answer questions in the
RIGHT column only (i.e. Q21-R to Q26-R)

Q21-L. Have you ever been offered any drugs?
If "yes", who offered you the drugs?

No ①

Yes, (multiple answers are allowed) →

- Schoolmates ②
- Boyfriend / girlfriend ③
- Online friends ④
- Friends ⑤
- Friends of friends ⑥
- Parents ⑦
- Brothers / sisters ⑧
- Relatives ⑨
- Neighbours ⑩
- Drug dealers ⑪
- Staff of entertainment venues ⑫
- Part-time colleagues ⑬

Strangers/ Others (please specify) ⑭

Q22-L. Where were you offered the drugs?
 (multiple answers are allowed)

- Not applicable. I have never been offered any drugs ①
- At home ②
- Friends' / schoolmates' / neighbours' home ③
- School (including dormitory) ④
- Other residential flats (e.g. vacant flats etc) ⑤
- Internet café / cyber café ⑥
- Video game centre ⑦
- Karaoke room ⑧
- Bar, pub or club ⑨
- Other upstairs entertainment venues (e.g. upstairs cafes / bookstores etc) ⑩
- Cinema ⑪
- Public playground / park / public toilet ⑫
- Staircase or public area in building / back alley ⑬
- Beach ⑭
- Holiday rental resort / rental place / hotel / other rental places ⑮
- Shopping mall / retail shop ⑯
- Pharmacy ⑰
- Yacht ⑱

Other places (please specify) ⑲

Go to question Q23-L

Q21-R. Who gave drugs to you?

(multiple answers are allowed)

- ① Schoolmates
- ② Boyfriend / girlfriend
- ③ Online friends
- ④ Friends
- ⑤ Friends of friends
- ⑥ Parents
- ⑦ Brothers / sisters
- ⑧ Relatives
- ⑨ Neighbours
- ⑩ Drug dealers
- ⑪ Staff of pharmacies
- ⑫ Staff of entertainment venues
- ⑬ Part-time colleagues
- ⑭ Strangers/ Others

(please specify)

Q22-R. (a) Where do you usually obtain drugs?
(b) Where do you usually use drugs?

(a) Place(s) obtained drugs (multiple answers are allowed) (b) Place(s) used drugs

- ① At home ①
- ② Friends' / schoolmates' / neighbours' home ②
- ③ School (including dormitory) ③
- ④ Other residential flats (e.g. vacant flats etc) ④
- ⑤ Internet café / cyber café ⑤
- ⑥ Video game centre ⑥
- ⑦ Karaoke room ⑦
- ⑧ Bar, pub or club ⑧
- ⑨ Other upstairs entertainment venues (e.g. upstairs cafes / bookstores etc) ⑨
- ⑩ Cinema ⑩
- ⑪ Public playground / park / public toilet ⑪
- ⑫ Staircase or public area in building / back alley ⑫
- ⑬ Beach ⑬
- ⑭ Holiday rental resort / rental place / hotel / other rental places ⑭
- ⑮ Shopping mall / retail shop ⑮
- ⑯ Pharmacy ⑯
- ⑰ Yacht ⑰
- ⑱ Other places ⑱

(please specify)

(please specify)

[Please check if you have answered both (a) and (b) parts of Q22-R.]

Go to question Q23-R

RESTRICTED when entered with data

Page5

Please rest assured and be completely honest when you answer the questions.
No name will be recorded and all information provided will be kept strictly confidential.

If you **HAVEN'T** used drugs, answer questions in the
LEFT column only (i.e. Q23-L to Q26-L)

If you **HAVE** used drugs, answer questions in the
RIGHT column only (i.e. Q23-R to Q26-R)

Q23-L. What will you do if you know your close friends use drugs?

(multiple answers are allowed)

- Pretend I do not know / do nothing ①
- Do not know what to do ②
- Tell teachers ③
- Tell social workers ④
- Tell my parents ⑤
- Tell their parents ⑥
- Ask them why they are taking drugs ⑦
- Tell them not to take drugs / encourage them to quit drugs ⑧
- Tell them to seek help from others (e.g. social workers) ⑨
- Stay away from them / break off relationships ⑩
- Call the police ⑪
- Others (please specify) ⑫

Q24-L. Have you ever heard of any anti-drug messages? If "yes", which is the main source(s) of such information?

No ①

Yes, from... (multiple answers are allowed)

- mass media such as TV, radio, newspaper etc ②
- school curriculum / materials ③
- anti-drug talks ④
- anti-drug activities (e.g. carnivals) ⑤
- the Internet / smartphone / tablet computer (including apps / email / blog / discussion forums / YouTube) ⑥
- NGOs (voluntary youth agencies) ⑦
- books ⑧
- anti-drug posters ⑨
- anti-drug leaflets / billboards / pamphlets ⑩
- the Hong Kong Jockey Club Drug InfoCentre ⑪
- relatives (e.g. parents / brothers / sisters / seniors) ⑫
- schoolmates / friends ⑬
- Other sources (please specify) ⑭

Go to question Q25-L

Q23-R. Why did you use drugs?

(multiple answers are allowed)

- ① Curiosity
- ② Friends' influence
- ③ To seek excitement
- ④ Feeling bored / nothing else to do / killing time
- ⑤ To get away from depression/ anxiety
- ⑥ To get away from stress
- ⑦ To show off
- ⑧ To be cool
- ⑨ To keep myself awake and focused
- ⑩ To lose weight
- ⑪ To kill pain
- ⑫ To avoid discomfort of drugs absence
- ⑬ Other reasons (please specify)

Q24-R. Have you ever used drugs in any places outside Hong Kong?

(multiple answers are allowed)

- ① No
- ② Yes [Please answer the following question]

Except for Hong Kong, where have you ever used drugs?

(multiple answers are allowed)

- ③ Shenzhen
- ④ Guangzhou
- ⑤ Dongguan
- ⑥ Zhuhai
- ⑦ Other cities in mainland China (please specify)
- ⑧ Macao
- ⑨ Overseas (please specify)

Go to question Q25-R

■ ■ Please rest assured and be completely honest when you answer the questions. ■ ■
No name will be recorded and all information provided will be kept strictly confidential.

If you **HAVEN'T** used drugs, answer questions in the
LEFT column only (i.e. Q25-L to Q26-L)

Q25-L. Have you ever participated in these anti-drug activities? If "yes", which one(s)?

No ☐ ①

Yes ☐ (multiple answers are allowed)

- Seminars / talks ☐ ②
- Classroom activities (e.g. project work) ☐ ③
- Carnivals ☐ ④
- Outdoor activities ☐ ⑤
- Voluntary work ☐ ⑥
- Variety shows / concerts ☐ ⑦
- Movies ☐ ⑧
- Video or online games / video clips / online drama ☐ ⑨
- Competitions (e.g. music / slogan-making / drama / producing video clips) ☐ ⑩
- Visits (e.g. rehabilitation / treatment centres) ☐ ⑪
- Others (please specify) ☐ ⑫

Q26-L. Who would you like the most to give you drug information? (choose ONE only)

- Ex-drug abusers ☐ ①
- Parents ☐ ②
- Other relatives (e.g. brothers / sisters / seniors) ☐ ③
- Teachers ☐ ④
- Doctors and medical staff ☐ ⑤
- Social workers ☐ ⑥
- Government officials ☐ ⑦
- TV / movie stars or pop singers ☐ ⑧
- Famous athletes ☐ ⑨
- Friends / schoolmates ☐ ⑩
- Others (please specify) ☐ ⑪

Go to question Q27

If you **HAVE** used drugs, answer questions in the
RIGHT column only (i.e. Q25-R to Q26-R)

Q25-R. Did you use drugs in the past 12 months?

☐ ① No

☐ ② Yes [Please answer the following question]

Did you use drugs in the past 30 days?

☐ ③ No

☐ ④ Yes [Please answer the following question]

In the past 30 days, how frequent did you use drugs?

- ☐ ⑤ Everyday
- ☐ ⑥ 2 - 3 days per week
- ☐ ⑦ Every week
- ☐ ⑧ Every 2 weeks
- ☐ ⑨ Every month

Q26-R. Have you ever sought help from others in dealing with problems resulting from using drugs (except lending money for using drugs)? If "yes", who gave you the greatest help?

☐ ① No

Yes, I got the **greatest** help from...

(choose ONE only) ☐

- ☐ ② Schoolmates
- ☐ ③ Boyfriend / girlfriend
- ☐ ④ Online friends
- ☐ ⑤ Friends
- ☐ ⑥ Parents
- ☐ ⑦ Brothers / sisters
- ☐ ⑧ Teachers
- ☐ ⑨ Other relatives (e.g. seniors)
- ☐ ⑩ School social workers
- ☐ ⑪ Outreaching social workers / counsellors
- ☐ ⑫ Doctors and medical staff
- ☐ ⑬ Social workers / counsellors in drug treatment organizations
- ☐ ⑭ Police School Liaison Officer
- ☐ ⑮ Clergies / churchmen
- ☐ ⑯ Others (please specify)

Go to question Q27

RESTRICTED when entered with data

Page7

■ ■ Please rest assured and be completely honest when you answer the questions. ■ ■
No name will be recorded and all information provided will be kept strictly confidential.

SECTION 5 : EXPERIENCE AND SELF-IMAGE

Q27. Did you experience the following situations in the past 6 months?	No	Yes
i. Bullied by schoolmates	①	②
ii. Warned by school	①	②
iii. Harassed by strangers	①	②
iv. Have not seen mom or dad for more than a week	①	②
Q28. Did you do the following in the past 6 months?	No	Yes
i. Skipped school	①	②
ii. Stole things	①	②
iii. Ran away from home	①	②
iv. Attacked someone	①	②
v. Had contact with gangsters / triad members	①	②
vi. Roamed around at night	①	②
vii. Gambled	①	②
viii. Committed self-harm	①	②
Q29. Do you agree with these sentences?	Disagree	Agree
i. I am influenced by my friends easily.	①	②
ii. I can always manage to solve difficult problems if I try hard enough.	①	②
iii. Most of the time, I am satisfied with myself.	①	②
iv. My parents care about my feelings.	①	②
v. I feel I am well-liked in school.	①	②
vi. I always have my own idea among my group of friends.	①	②
vii. I am confident that I could deal efficiently with unexpected events.	①	②
viii. I give up very easily when I am challenged.	①	②
ix. My friends do not do anything that breaks the law.	①	②
x. Sometimes I think I am no good at all.	①	②
xi. I often break school rules.	①	②
xii. I handle arguments calmly.	①	②

~ End of questionnaire. Thank you for your participation. ~

第一部分：背景資料

為了幫助統計分析，這個研究需要了解一些你的基本資料。這些資料將會絕對保密，只作整體統計分析之用。

Q1. 班級

- | | | | |
|---------|---------------|------------------|-----------------|
| ① 中一／七班 | ⑤ 中五／十一班 | ⑨ 證書課程〔全日制〕 | ⑬ 副學士課程〔全日制〕 |
| ② 中二／八班 | ⑥ 中六／十二班 | ⑩ 文憑課程〔全日制〕 | ⑭ 學士課程〔全日制〕 |
| ③ 中三／九班 | ⑦ 中七／十三班 | ⑪ 高級文憑課程〔全日制〕 | ⑮ 其他全日制課程〔請註明〕 |
| ④ 中四／十班 | ⑧ 毅進文憑課程〔全日制〕 | ⑫ 副學位先修證書課程〔全日制〕 | ⑯ 其他非全日制課程〔請註明〕 |

Q2. 年齡

- | | | | | |
|-----------|--------|--------|--------|-----------|
| ① 10 歲或以下 | ④ 13 歲 | ⑦ 16 歲 | ⑩ 19 歲 | ⑬ 22 歲 |
| ② 11 歲 | ⑤ 14 歲 | ⑧ 17 歲 | ⑪ 20 歲 | ⑭ 23 歲或以上 |
| ③ 12 歲 | ⑥ 15 歲 | ⑨ 18 歲 | ⑫ 21 歲 | |

Q3. 性別

- ① 男 ② 女

Q4. 種族〔請選擇一個最能描述你的原屬種族的答案〕

- | | | | | |
|----------|---------|---------|---------|---------|
| ① 華人 | ⑤ 孟加拉人 | ⑨ 泰國人 | ⑬ 葡萄牙人 | ⑯ 其他美洲人 |
| ② 菲律賓人 | ⑥ 斯里蘭卡人 | ⑩ 越南人 | ⑭ 其他歐洲人 | ⑰ 澳洲人 |
| ③ 印度人 | ⑦ 印尼人 | ⑪ 尼泊爾人 | ⑮ 美國人 | ⑱ 新西蘭人 |
| ④ 巴基斯坦人 | ⑧ 日本人 | ⑫ 其他亞洲人 | ⑯ 加拿大人 | ⑲ 非洲人 |
| | ⑬ 韓國人 | ⑭ 英國人 | | |
| ⑳ 其他／不清楚 | 〔請註明〕 | | | |

Q5. 居住地區

- | 香港島 | 九龍 | 新界 | 內地 |
|----------|--------------|-------|------------|
| ① 中西區 | ⑤ 油尖旺區 | ③ 葵青區 | ⑦ 深圳 |
| ② 灣仔區 | ⑥ 深水埗區 | ④ 荃灣區 | ⑧ 其他中國內地城市 |
| ③ 東區 | ⑦ 九龍城區 | ⑤ 屯門區 | |
| ④ 南區 | ⑧ 黃大仙區 | ⑥ 元朗區 | |
| | ⑨ 觀塘區 | ⑦ 北區 | |
| | | ⑧ 大埔區 | |
| | | ⑨ 沙田區 | |
| | | ⑩ 西貢區 | |
| | | ⑪ 離島區 | |
| ⑫ 澳門 | | | |
| ⑬ 其他／不清楚 | 〔請註明街道／樓宇名稱〕 | | |

所有資料將不記名及絕對保密，請放心如實作答

Q6. 父母是否與你同住？

- ① 父母親都與我同住
- ② 只有父親與我同住
- ③ 只有母親與我同住
- ④ 父母親都不是與我同住

Q7. 你是否在香港出生？

- ① 是，我在香港出生
- 否，我在港居住了... 
- ② 7 年或以上
- ③ 4 至 6 年
- ④ 1 至 3 年
- ⑤ 少於 1 年

Q8. 以你所知，你家庭的每月總收入是多少？

- ① \$6,000 以下
- ② \$6,000 至 \$9,999
- ③ \$10,000 至 \$19,999
- ④ \$20,000 至 \$49,999
- ⑤ \$50,000 至 \$79,999
- ⑥ \$80,000 或以上
- ⑦ 不知道

Q9. 你現在居住的房屋類型是甚麼？

- ① 公營租住單位〔例如：公屋、中轉屋等〕
- ② 資助出售單位〔例如：居屋、自置公屋等〕
- ③ 私人住宅〔兩房或以下〕
- ④ 私人住宅〔三房或以上〕
- ⑤ 臨時房屋
- ⑥ 員工宿舍
- ⑦ 其他／不清楚

〔請註明樓宇／屋苑名稱〕

第二部分：生活習慣

Q10. 在空閒時，你通常會做甚麼？〔可多項選擇〕

- | | | |
|------------|--------------------|----------------------|
| ① 同朋友聊天 | ⑤ 睇電視／聽電台節目或音樂 | ⑨ 玩樂器／畫畫／跳舞／其他文化活動 |
| ② 同屋企人玩／聊天 | ⑥ 在家無所事事／睡覺 | ⑩ 上網 |
| ③ 睇電影 | ⑦ 做運動／戶外活動〔如郊遊／遠足〕 | ⑪ 在家中打機〔包括電視／電腦遊戲機等〕 |
| ④ 購物／逛街 | ⑧ 去卡拉 OK／酒吧 | ⑫ 到網吧／機舖打機 |
| ⑤ 參與義工服務 | ⑨ 參加課外活動〔如童軍／學會活動〕 | ⑬ 參加教會或宗教活動 |
| ⑥ 閱讀 | ⑩ 到親友家中玩〔如參加派對〕 | ⑭ 其他 |
| ⑦ 睇漫畫 | ⑪ 用手機玩電子遊戲 | |

〔請註明〕

Q11. 在上網時，你通常會做甚麼？〔可多項選擇〕

- | | | |
|--|------------------------|------------------|
| ① 我沒有上網的習慣 | ⑤ 上討論區／聊天室／留言板等 | ⑨ 做網上功課 |
| ② 玩網上遊戲 | ⑥ 睇 YouTube／短片／電視節目／電影 | ⑩ 瀏覽網頁〔如看報紙／漫畫等〕 |
| ③ 網上交友 | ⑦ 搵資料〔如看維基百科／查地圖／查交通〕 | ⑪ 下載相片／歌曲等 |
| ④ 同朋友聊天／分享〔如發電郵／玩 WhatsApp／玩 WeChat／玩 Line／玩 QQ／玩 Facebook／玩 Instagram／寫 blog〕 | | |

- ⑫ 其他

〔請註明〕

注意：填入資料即成閱覽文件

頁 2

第三部分：飲酒和吸煙

Q12. 你有沒有曾經飲酒？

〔「酒」指各類含酒精飲料，例如白蘭地、威士忌、紅酒、白酒、啤酒、雞尾酒、仙地或含酒精成份的果汁。〕

沒有 ① ② 有

「沒有」飲酒，只需回答左方問題
〔即 Q13-L 至 Q14-L〕

「有」飲酒，只需回答右方問題
〔即 Q13-R 至 Q14-R〕

Q13-L. 你不飲酒的原因是甚麼？〔可多項選擇〕

- 飲酒會損害健康 ①
- 我未夠年齡飲酒／購買酒 ②
- 我的朋友沒有飲酒 ③
- 我的父母不准我飲酒 ④
- 我沒有興趣飲酒 ⑤
- 我不喜歡飲酒者的形象 ⑥
- 我沒有金錢買酒 ⑦
- 我沒有機會飲酒 ⑧
- 我不喜歡酒的味道／氣味 ⑨
- 我不喜歡飲酒後帶來的不適 ⑩
- 其他〔請註明〕 ⑪

Q14-L. 你是否接受別人有每星期都飲酒的習慣呢？

- 接受 ①
- 不接受 ②

請前往問題 Q15

Q13-R. 你第一次飲酒係幾多歲？〔只選一項〕

- ① 10 歲或以下
- ② 11-12 歲
- ③ 13-14 歲
- ④ 15-16 歲
- ⑤ 17-18 歲
- ⑥ 19-20 歲
- ⑦ 21 歲或以上
- ⑧ 我記不起

Q14-R. 你曾否在過去十二個月飲酒？

- ① 沒有
 - ② 有〔請續答跟進問題〕
- 如「有」，你曾否在過去三十天飲酒？
- ③ 沒有
 - ④ 有

請前往問題 Q15

Q15. 你有沒有曾經吸煙？

〔「煙」是指各類煙草製品，例如香煙、雪茄或煙斗用煙絲。〕

沒有 ① ② 有

「沒有」吸煙，只需回答左方問題

〔即 Q16-L 至 Q17-L〕

「有」吸煙，只需回答右方問題

〔即 Q16-R 至 Q17-R〕

Q16-L. 你不吸煙的原因是甚麼？〔可多項選擇〕

- 吸煙會損害健康 ①
- 我未夠年齡吸煙／購買煙 ②
- 我的朋友沒有吸煙 ③
- 我的父母不准我吸煙 ④
- 我沒有興趣吸煙 ⑤
- 我不喜歡吸煙者的形象 ⑥
- 因為煙草產品越來越貴 ⑦
- 我沒有機會吸煙 ⑧
- 我不喜歡煙的氣味 ⑨
- 因為越來越多地方不准吸煙 ⑩
- 其他〔請註明〕 ⑪

Q17-L. 你是否接受別人有每天吸煙的習慣呢？

- 不接受 ①
- 接受 ②

請前往問題 Q18

Q16-R. 你第一次吸煙係幾多歲？〔只選一項〕

- ① 10 歲或以下
- ② 11-12 歲
- ③ 13-14 歲
- ④ 15-16 歲
- ⑤ 17-18 歲
- ⑥ 19-20 歲
- ⑦ 21 歲或以上
- ⑧ 我記不起

Q17-R. 你曾否在過去十二個月吸煙？

- ① 沒有
 - ② 有〔請續答跟進問題〕
- 如「有」，你曾否在過去三十天吸煙？
- ③ 沒有
 - ④ 有

請前往問題 Q18

所有資料將不記名及絕對保密，請放心如實作答

第四部分：吸食毒品

「毒品」是指列載於問題 Q21-L 及 Q21-R 中的任何物質或其他危害精神的物品。常見毒品有海洛英、氫胺酮、搖頭丸和冰毒等。

Q18. 在你認識的人當中，有沒有人吸食毒品？如果「有」，是誰呢？

① 完全沒有

② 有，他們是我的...

〔可多項選擇〕

③ 同學

④ 男朋友／女朋友

⑤ 網友

⑥ 朋友

⑦ 鄰居

⑧ 父母

⑨ 兄弟姊妹

⑩ 親戚

⑪ 其他人〔請註明〕

Q19. 你是否接受別人吸食毒品？

① 我不接受任何人吸食毒品

② 我不接受我的家人／男、女朋友吸食毒品，但我接受其他人有吸食毒品的習慣

③ 我接受別人在某些情況下〔如在派對裡、不開心時等〕吸食毒品

④ 我接受別人有吸食毒品的習慣

Q20. 你有沒有曾經吸食毒品？〔所有資料將不記名及絕對保密，並只作整體統計分析用途〕

沒有 ①

② 有

「沒有」吸食毒品，只需回答左方問題

〔即 Q21-L 至 Q31-L〕

「曾經」吸食毒品，只需回答右方問題

〔即 Q21-R 至 Q31-R〕

Q21-L. 你曾經聽聞下列哪種毒品呢？

〔可多項選擇〕

白粉〔海洛英〕 ①

咳水／咳丸〔醫療用途除外〕 ②

可卡因 ③

搖頭丸〔忘我／E 仔〕 ④

大麻〔草〕 ⑤

冰毒 ⑥

藍精靈〔白瓜子〕 ⑦

K 仔〔茄／氫胺酮〕 ⑧

K2 ⑨

五仔〔哈哈笑／Give-me-five〕 ⑩

天拿水／強力膠／其他有機溶劑〔正常用途除外〕 ⑪

喵喵〔Meow Meow〕 ⑫

以上的毒品均沒有聽聞 ⑬

請前往問題 Q22-L

Q21-R. 你曾經吸食下列哪種毒品呢？

〔可多項選擇〕

① 白粉〔海洛英〕

② 咳水／咳丸〔醫療用途除外〕

③ 可卡因

④ 搖頭丸〔忘我／E 仔〕

⑤ 大麻〔草〕

⑥ 冰毒

⑦ 藍精靈〔白瓜子〕

⑧ K 仔〔茄／氫胺酮〕

⑨ K2

⑩ 五仔〔哈哈笑／Give-me-five〕

⑪ 天拿水／強力膠／其他有機溶劑〔正常用途除外〕

⑫ 喵喵〔Meow Meow〕

⑬ 其他毒品

〔請註明〕

請前往問題 Q22-R

注意：填入資料即成閱覽文件

頁 5

所有資料將不記名及絕對保密，請放心如實作答

「沒有」吸食毒品，只需回答左方問題
〔即 Q22-L 至 Q31-L〕

「曾經」吸食毒品，只需回答右方問題
〔即 Q22-R 至 Q31-R〕

Q22-L. 有沒有人曾經嘗試提供毒品給你？如果「有」，是誰提供給你的呢？

- 完全沒有 ①
- 有〔可多項選擇〕
- 同學 ②
 - 男朋友／女朋友 ③
 - 網友 ④
 - 朋友 ⑤
 - 朋友的朋友 ⑥
 - 父母 ⑦
 - 兄弟姊妹 ⑧
 - 親戚 ⑨
 - 鄰居 ⑩
 - 毒販 ⑪
 - 娛樂場所工作人員 ⑫
 - 兼職同事 ⑬
 - 陌生人／其他人〔請註明〕 ⑭

Q23-L. 這些人在甚麼地方嘗試提供毒品給你？
〔可多項選擇〕

- 不適用，從沒有人給予我毒品 ①
- 自己家中 ②
- 朋友／同學／鄰居家中 ③
- 學校〔包括宿舍〕 ④
- 其他住宅單位〔如空置單位等〕 ⑤
- 網吧 ⑥
- 電子遊戲機中心 ⑦
- 卡拉 OK 房 ⑧
- 酒吧 ⑨
- 其他樓上娛樂場所〔如樓上咖啡店／書店等〕 ⑩
- 戲院 ⑪
- 公眾遊樂場／球場／公園／公廁 ⑫
- 大廈梯間或大廈的公眾地方／後巷 ⑬
- 沙灘 ⑭
- 出租屋／渡假屋／酒店／其他出租地方 ⑮
- 商場／商店 ⑯
- 藥房 ⑰
- 遊艇 ⑱
- 其他地方〔請註明〕 ⑲

請前往問題 Q24-L

Q22-R. 你第一次吸食毒品係幾多歲？〔只選一項〕

- ① 10 歲或以下
- ② 11-12 歲
- ③ 13-14 歲
- ④ 15-16 歲
- ⑤ 17-18 歲
- ⑥ 19-20 歲
- ⑦ 21 歲或以上
- ⑧ 我記不起

Q23-R. (a) 你首次吸毒時，是誰提供毒品給你呢？
(b) 最近三十天又是誰提供毒品給你呢？

- | (a)首次提供毒品的人 | 〔可多項選擇〕 | (b)最近三十天提供毒品的人 |
|-------------|----------------|----------------|
| ① | 同學 | ① |
| ② | 男朋友／女朋友 | ② |
| ③ | 網友 | ③ |
| ④ | 朋友 | ④ |
| ⑤ | 朋友的朋友 | ⑤ |
| ⑥ | 父母 | ⑥ |
| ⑦ | 兄弟姊妹 | ⑦ |
| ⑧ | 親戚 | ⑧ |
| ⑨ | 鄰居 | ⑨ |
| ⑩ | 毒販 | ⑩ |
| ⑪ | 藥房職員 | ⑪ |
| ⑫ | 娛樂場所工作人員 | ⑫ |
| ⑬ | 兼職同事 | ⑬ |
| ⑭ | 陌生人／其他人 | ⑭ |
| | 〔請註明〕 | 〔請註明〕 |
| | 不適用，我最近三十天沒有吸毒 | ⑮ |

〔請檢查是否已回答 Q23-R(a)和(b)兩部分的問題〕

請前往問題 Q24-R

注意：填入資料即成閱問文件

頁 6

所有資料將不記名及絕對保密，請放心如實作答

「沒有」吸食毒品，只需回答左方問題
〔即 Q24-L 至 Q31-L〕

「曾經」吸食毒品，只需回答右方問題
〔即 Q24-R 至 Q31-R〕

Q24-L. 你如何拒絕他們所嘗試提供的毒品？

〔可多項選擇〕

- 不適用，從沒有人給予我毒品 ①
- 我直接地拒絕 ②
- 我即時離開 ③
- 在場的朋友助我拒絕 ④
- 找藉口拒絕 ⑤
- 我裝作聽不到，轉換了話題或提議做其他事 ⑥
- 我向其他人尋求協助（如報警） ⑦
- 其他方法 〔請註明〕 ⑧

Q25-L. 你有沒有告訴其他人曾經有人嘗試向你提供毒品？

- 不適用，從沒有人給予我毒品 ①
- 沒有，我沒有告訴任何人 ②
- 有，我告訴了...〔可多項選擇〕
- 同學 ③
- 男朋友／女朋友 ④
- 網友 ⑤
- 朋友 ⑥
- 鄰居 ⑦
- 父母 ⑧
- 兄弟姊妹 ⑨
- 親戚 ⑩
- 醫生及醫護人員 ⑪
- 老師 ⑫
- 社工 ⑬
- 戒毒機構 ⑭
- 警方的學校聯絡主任 ⑮
- 其他人 〔請註明〕 ⑯

請前往問題 Q26-L

Q24-R. 你用來購買毒品的主要金錢來源是甚麼？

〔可多項選擇〕

- ① 零用錢
- ② 向朋友／同學借來的錢
- ③ 做合法兼職得來的錢
- ④ 出售毒品
- ⑤ 偷竊
- ⑥ 援交
- ⑦ 其他非法途徑
- ⑧ 以上之外的其他財政來源
- 〔請註明〕
- ⑨ 免費

Q25-R. (a) 你通常在哪些地方取得毒品？

(b) 你通常會在哪些地方吸食毒品？

- | (a) 取得
毒品的地方 | 〔可多項選擇〕 | (b) 吸食
毒品的地方 |
|-----------------|--------------------------|-----------------|
| ① | 自己家中 | ① |
| ② | 朋友／同學／鄰居家中 | ② |
| ③ | 學校〔包括宿舍〕 | ③ |
| ④ | 其他住宅單位〔如空置單位等〕 | ④ |
| ⑤ | 網吧 | ⑤ |
| ⑥ | 電子遊戲機中心 | ⑥ |
| ⑦ | 卡拉 OK 房 | ⑦ |
| ⑧ | 酒吧 | ⑧ |
| ⑨ | 其他樓上娛樂場所
〔如樓上咖啡店／書店等〕 | ⑨ |
| ⑩ | 戲院 | ⑩ |
| ⑪ | 公眾遊樂場／球場／公園／公廁 | ⑪ |
| ⑫ | 大廈梯間或大廈的公眾地方／後巷 | ⑫ |
| ⑬ | 沙灘 | ⑬ |
| ⑭ | 出租屋／渡假屋／酒店
／其他出租地方 | ⑭ |
| ⑮ | 商場／商店 | ⑮ |
| ⑯ | 藥房 | ⑯ |
| ⑰ | 遊艇 | ⑰ |
| ⑱ | 其他地方 | ⑱ |
| | 〔請註明〕 | 〔請註明〕 |

〔請檢查是否已回答 Q25-R(a)和(b)兩部分的問題〕

請前往問題 Q26-R

注意：填入資料即成限閱文件

頁 7

所有資料將不記名及絕對保密，請放心如實作答

「沒有」吸食毒品，只需回答左方問題
〔即 Q26-L 至 Q31-L〕

「曾經」吸食毒品，只需回答右方問題
〔即 Q26-R 至 Q31-R〕

Q26-L. 哪些是令你遠離毒品的因素？

〔可多項選擇〕

- | | |
|------------------|--------|
| 父母／兄弟姊妹的影響 | ① |
| 非吸食毒品朋友的影響 | ② |
| 傳媒／偶像的影響 | ③ |
| 老師的影響 | ④ |
| 有其他比吸食毒品更有趣的事情可做 | ⑤ |
| 我有堅強的意志力去抵抗吸毒 | ⑥ |
| 我不喜歡吸毒者的形象 | ⑦ |
| 吸食毒品會損害健康 | ⑧ |
| 我害怕上癮 | ⑨ |
| 我害怕影響外表 | ⑩ |
| 藏有毒品是違法的 | ⑪ |
| 我害怕連累家人 | ⑫ |
| 我害怕影響學業 | ⑬ |
| 其他後果 | ⑭ |
| 其他因素 | ⑮〔請註明〕 |

Q27-L. 如果你知道你的好朋友吸食毒品，
你會怎樣做呢？〔可多項選擇〕

- | | |
|------------------|--------|
| 裝作不知道／甚麼也不做 | ① |
| 不知怎麼做 | ② |
| 告訴老師 | ③ |
| 告訴社工 | ④ |
| 告訴我自己的父母 | ⑤ |
| 告訴他的父母 | ⑥ |
| 直接與他對話了解情況 | ⑦ |
| 勸他不要吸毒／鼓勵他戒毒 | ⑧ |
| 鼓勵他向其他人（如社工）尋求協助 | ⑨ |
| 疏遠他／絕交 | ⑩ |
| 報警 | ⑪ |
| 其他 | ⑫〔請註明〕 |

請前往問題 Q28-L

Q26-R. 你會和哪些人一同吸食毒品呢？

〔可多項選擇〕

- | |
|-------------|
| ① 通常自己一個人吸食 |
| ② 同學 |
| ③ 男朋友／女朋友 |
| ④ 網友 |
| ⑤ 朋友 |
| ⑥ 鄰居 |
| ⑦ 父母 |
| ⑧ 兄弟姊妹 |
| ⑨ 親戚 |
| ⑩ 毒販 |
| ⑪ 朋友的朋友 |
| ⑫ 兼職同事 |
| ⑬ 陌生人／其他人 |

〔請註明〕

Q27-R. (a) 你首次吸食毒品的原因是甚麼？

(b) 最近三十天吸食毒品的原因又是甚麼？

(a) 首次吸食毒品的原因 (b) 最近三十天吸食毒品的原因

- | | |
|------------------|---|
| ① 好奇 | ① |
| ② 受朋輩影響 | ② |
| ③ 尋求刺激 | ③ |
| ④ 解悶／消磨時間 | ④ |
| ⑤ 逃避不开心或不安的感覺 | ⑤ |
| ⑥ 減輕壓力 | ⑥ |
| ⑦ 炫耀 | ⑦ |
| ⑧ 跟潮流 | ⑧ |
| ⑨ 提神 | ⑨ |
| ⑩ 減肥 | ⑩ |
| ⑪ 止痛 | ⑪ |
| ⑫ 避免因沒有服食藥物而感到不適 | ⑫ |
| ⑬ 其他原因 | ⑬ |

〔請註明〕

〔請註明〕

不適用，我最近三十天沒有吸食毒品

〔請檢查是否已回答 Q27-R (a) 和 (b) 兩部分的問題〕

請前往問題 Q28-R

注意：填入資料即成限閱文件

頁 8

所有資料將不記名及絕對保密，請放心如實作答

「沒有」吸食毒品，只需回答左方問題
〔即 Q28-L 至 Q31-L〕

Q28-L. 你有沒有曾經接觸過任何有關禁毒的資訊？
如果「有」，哪些是主要的資訊來源？

完全沒有 ①

有，從...〔可多項選擇〕

- 電視，收音機及報紙等大眾傳播媒介 ②
- 學校課程 ③
- 禁毒講座 ④
- 禁毒活動〔如嘉年華會〕 ⑤
- 互聯網／智能手機／平板電腦〔包括應用程式／電郵／Blog／討論區／YouTube〕 ⑥
- 志願青少年機構 ⑦
- 書本 ⑧
- 禁毒宣傳海報 ⑨
- 宣傳單張／展板／小冊子 ⑩
- 香港賽馬會藥物資訊天地 ⑪
- 親人〔如父母／兄弟姊妹／長輩〕 ⑫
- 同學／朋友 ⑬
- 其他〔請註明〕 ⑭

Q29-L. 你有沒有曾經參加下列的禁毒活動？
如果「有」，是哪些呢？

完全沒有 ①

有〔可多項選擇〕

- 研討會／講座 ②
- 課堂活動〔如專題研習〕 ③
- 嘉年華會 ④
- 戶外活動 ⑤
- 義務工作 ⑥
- 綜藝表演／音樂會 ⑦
- 電影欣賞 ⑧
- 電子、網上遊戲／短片／網劇 ⑨
- 比賽〔如音樂／標語創作／話劇／短片製作〕 ⑩
- 參觀〔如戒毒所〕 ⑪
- 其他〔請註明〕 ⑫

請前往問題 Q30-L

「曾經」吸食毒品，只需回答右方問題
〔即 Q28-R 至 Q31-R〕

Q28-R. 你有沒有曾經在香港以外的任何地方吸食毒品？

① 沒有

② 有〔請續答跟進問題〕

你曾經在香港以外的哪些地方吸食毒品？
〔可多項選擇〕

- ③ 深圳
- ④ 廣州
- ⑤ 東莞
- ⑥ 珠海
- ⑦ 其他中國內地城市
- 〔請註明〕
- ⑧ 澳門
- ⑨ 海外地區
- 〔請註明〕

Q29-R. 你曾否在過去十二個月吸食毒品？

① 沒有

② 有〔請續答跟進問題〕

你曾否在過去三十天吸食毒品？

③ 沒有

④ 有〔請續答跟進問題〕

在過去三十天內，你吸食毒品有多頻密？

- ⑤ 每日
- ⑥ 每星期兩、三日
- ⑦ 每星期
- ⑧ 每兩星期
- ⑨ 每月

請前往問題 Q30-R

注意：填入資料即成限閱文件

頁 9

■ 所有資料將不記名及絕對保密，請放心如實作答 ■

「沒有」吸食毒品，只需回答左方問題
(即 Q30-L 至 Q31-L)

「曾經」吸食毒品，只需回答右方問題
(即 Q30-R 至 Q31-R)

Q30-L. 你最喜欢由誰傳遞禁毒資訊給你呢?
【只選一項】

- 曾經吸毒人士 ①
- 父母 ②
- 其他親人 (如兄弟姊妹/長輩) ③
- 老師 ④
- 醫生及醫護人員 ⑤
- 社工 ⑥
- 政府官員 ⑦
- 電視/電影明星或流行歌手 ⑧
- 有名的運動員 ⑨
- 朋友/同學 ⑩
- 其他 (請註明) ⑪

Q31-L. 如果有機會，你會否嘗試勸人戒毒?

- 不會 ① (請回答(a)部分)
- 會 ② (請回答(b)部分)

(a) 我不會嘗試勸人戒毒的原因是...
【可多項選擇】

- 我身邊沒有吸毒的人 ③
- 我不懂得如何勸他 ④
- 我覺得他不合理會我 ⑤
- 我對吸毒沒有認識 ⑥
- 其他原因 (請註明) ⑦

(b) 我會嘗試勸人戒毒的原因是...
【可多項選擇】

- 我擔心他的健康 ⑧
- 我擔心他的精神狀況 ⑨
- 我擔心他的學業及前途 ⑩
- 其他原因 (請註明) ⑪

請前往問題 Q32

Q30-R. 你有沒有曾經因為吸食毒品問題 (除借錢吸食毒品外) 而向他人求助?
如果「有」，是誰給你最大幫助呢?

- ① 完全沒有
- 有，給我最大幫助的人是... (只選一項)

- ② 同學 ⑤ 父母
- ③ 男/女朋友 ⑦ 兄弟姊妹
- ④ 網友 ⑧ 老師
- ⑥ 朋友 ⑨ 其他親人 (如長輩)
- ⑩ 學校社工
- ⑪ 外展社工/輔導員
- ⑫ 醫生及醫護人員
- ⑬ 戒毒機構社工/輔導員
- ⑭ 警方的學校聯絡主任
- ⑮ 神職人員/教牧人員
- ⑯ 其他人 (請註明)

Q31-R. 你有沒有嘗試停止吸食毒品或戒毒?

- ① 有 (請回答(a)部分)
- ② 沒有 (請回答(b)部分)

(a) 我有嘗試停止吸食毒品或戒毒的原因是...
【可多項選擇】

- ③ 吸毒影響我的學業
- ④ 吸毒影響我的家庭
- ⑤ 吸毒影響我的健康
- ⑥ 吸毒影響我與朋友的關係
- ⑦ 吸毒影響我的日常生活
- ⑧ 吸毒是犯法的，我怕被拘捕
- ⑨ 男朋友/女朋友不喜歡
- ⑩ 我沒有足夠金錢
- ⑪ 其他原因 (請註明)

(b) 我沒有嘗試停止吸食毒品或戒毒的原因是...
【可多項選擇】

- ⑫ 我不覺得自己已經上癮
- ⑬ 我不認為吸食毒品會對身體造成嚴重損害
- ⑭ 我很喜歡吸食毒品後的感覺
- ⑮ 我的朋友仍有吸食毒品
- ⑯ 我的家人不知道/沒有阻止我
- ⑰ 戒毒很辛苦
- ⑱ 其他原因 (請註明)

請前往問題 Q32

注意：填入資料即成限閱文件

頁 10

第五部分：對毒品的看法

Q32. 你是否同意以下句子？

	不同意	同意
i. 我相信吸食毒品 ...		
a. ...令我的外表變得難看。	①	②
b. ...會損害健康。	①	②
c. ...可以令我玩得更開心。	①	②
d. ...可以令我受到異性的歡迎。	①	②
e. ...可以令我和朋友更容易相處。	①	②
f. ...是很合潮流的事。	①	②
g. ...必定使我的學業受到影響。	①	②
ii. 如果有機會的話我會嘗試吸食毒品。	①	②
iii. 如果我吸食毒品，我不介意家人知道。	①	②
iv. 如果我吸食毒品，我不介意朋友知道。	①	②
v. 我相信如果我拒絕吸食毒品，朋友會笑我沒膽量。	①	②
vi. 今時今日，吸食毒品與吸煙一樣，只是一種嗜好。	①	②

第六部分：生活經驗和自我形象

Q33. 在過去的六個月，你有沒有遇到以下的情況呢？

	沒有	有
i. 被同學欺負	①	②
ii. 被學校記缺點、小過、大過或收警告信	①	②
iii. 被陌生人騷擾	①	②
iv. 和父親或母親超過一星期沒見面	①	②

Q34. 在過去的六個月，你有沒有做過以下的事情呢？

	沒有	有
i. 曠課	①	②
ii. 援交	①	②
iii. 偷東西	①	②
iv. 離家出走	①	②
v. 毆打他人	①	②
vi. 與黑社會來往	①	②
vii. 午夜在街上流連	①	②
viii. 賭博	①	②
ix. 傷害自己身體	①	②

所有資料將不記名及絕對保密，請放心如實作答

Q35. 你是否同意以下句子？

	不同意	同意
i. 我容易受朋友影響。	①	②
ii. 如果我盡力去做的話，我總是能夠解決難題的。	①	②
iii. 總括來說，我對自己感到滿意。	①	②
iv. 我的父母關注我的感受。	①	②
v. 我覺得自己在學校裡佔有重要的位置。	①	②
vi. 在朋友之間我常常有自己的主意。	①	②
vii. 我有自信能有效地應付任何突如其來的事情。	①	②
viii. 當我遇到困難，我很容易放棄。	①	②
ix. 我的朋友不可以做違法或違規的事情。	①	②
x. 有些時候，我會覺得自己是一無是處。	①	②
xi. 我常常會不遵守校規。	①	②
xii. 與別人爭執時我會以「心平氣和」的態度來解決問題。	①	②

～ 問卷完成，多謝參與 ～

注意：填入資料即成限閱文件

頁 12

S-Eng

The 2014 / 15 Survey of Drug Use among Students

Commissioned by the Narcotics Division, Security Bureau

Executed by Consumer Search Hong Kong Ltd

SECTION 1 : BACKGROUND INFORMATION

We would like to collect some background information from you to facilitate statistical analysis. Data collected will be treated as strictly confidential and used for statistical analysis only.

Q1. Level of study

- | | | | |
|---|--|---|---|
| <input type="radio"/> 1 Form 1 / Grade 7 | <input type="radio"/> 5 Form 5 / Grade 11 | <input type="radio"/> 9 Certificate (Full-time) | <input type="radio"/> 13 Associate degree (Full-time) |
| <input type="radio"/> 2 Form 2 / Grade 8 | <input type="radio"/> 6 Form 6 / Grade 12 | <input type="radio"/> 10 Diploma (Full-time) | <input type="radio"/> 14 Degree (Full-time) |
| <input type="radio"/> 3 Form 3 / Grade 9 | <input type="radio"/> 7 Form 7 / Grade 13 | <input type="radio"/> 11 Higher diploma (Full-time) | <input type="radio"/> 15 Other full-time courses (please specify) |
| <input type="radio"/> 4 Form 4 / Grade 10 | <input type="radio"/> 8 Yi-Jin diploma (Full-time) | <input type="radio"/> 12 Certificate in General Studies (Full-time) | <input type="radio"/> 16 Other part-time courses (please specify) |

Q2. Age

- | | | | | |
|---|--------------------------------------|--------------------------------------|---------------------------------------|--|
| <input type="radio"/> 1 10 years old or below | <input type="radio"/> 4 13 years old | <input type="radio"/> 7 16 years old | <input type="radio"/> 10 19 years old | <input type="radio"/> 13 22 years old |
| <input type="radio"/> 2 11 years old | <input type="radio"/> 5 14 years old | <input type="radio"/> 8 17 years old | <input type="radio"/> 11 20 years old | <input type="radio"/> 14 23 years old or above |
| <input type="radio"/> 3 12 years old | <input type="radio"/> 6 15 years old | <input type="radio"/> 9 18 years old | <input type="radio"/> 12 21 years old | |

Q3. Gender

- ☐ 1 Male ☐ 2 Female

Q4. Ethnicity (Please choose ONE that most describes your ethnic origin)

- | | | | | |
|---|---|--------------------------------------|---|---|
| <input type="radio"/> 1 Chinese | <input type="radio"/> 5 Bangladeshi | <input type="radio"/> 9 Thai | <input type="radio"/> 13 Portuguese | <input type="radio"/> 17 Other American |
| <input type="radio"/> 2 Filipino | <input type="radio"/> 6 Sri Lankan | <input type="radio"/> 10 Vietnamese | <input type="radio"/> 14 Other European | <input type="radio"/> 18 Australian |
| <input type="radio"/> 3 Indian | <input type="radio"/> 7 Indonesian | <input type="radio"/> 11 Nepalese | <input type="radio"/> 15 US American | <input type="radio"/> 19 New Zealander |
| <input type="radio"/> 4 Pakistani | <input type="radio"/> 8 Japanese | <input type="radio"/> 12 Other Asian | <input type="radio"/> 16 Canadian | <input type="radio"/> 20 African |
| | <input type="radio"/> 9 Korean | <input type="radio"/> 13 British | | |
| <input type="radio"/> 21 Others / uncertain | <input type="text" value="(please specify)"/> | | | |

Q5. In which district do you live in?

- | Hong Kong Island | Kowloon | New Territories | Mainland |
|---|---|------------------------------------|-----------------------------------|
| <input type="radio"/> 1 Central and Western | <input type="radio"/> 5 Yau Tsim Mong | <input type="radio"/> 9 Kwai Tsing | <input type="radio"/> 13 Tai Po |
| <input type="radio"/> 2 Wanchai | <input type="radio"/> 6 Sham Shui Po | <input type="radio"/> 10 Tsuen Wan | <input type="radio"/> 14 Shatin |
| <input type="radio"/> 3 Eastern | <input type="radio"/> 7 Kowloon City | <input type="radio"/> 11 Tuen Mun | <input type="radio"/> 15 Sai Kung |
| <input type="radio"/> 4 Southern | <input type="radio"/> 8 Wong Tai Sin | <input type="radio"/> 12 Yuen Long | <input type="radio"/> 16 Islands |
| | <input type="radio"/> 9 Kwun Tong | <input type="radio"/> 13 Northern | |
| <input type="radio"/> 21 Macao | | | <input type="radio"/> 17 Shenzhen |
| <input type="radio"/> 22 Others / uncertain | <input type="text" value="(please specify the name of street / building)"/> | | |

RESTRICTED when entered with data

Please rest assured and be completely honest when you answer the questions. No name will be recorded and all information provided will be kept strictly confidential.

Q6. Are your parents living with you?

- ① Both my parents are living with me
- ② Only my father is living with me
- ③ Only my mother is living with me
- ④ Both my parents are not living with me

Q7. Were you born in Hong Kong?

- ① Yes, I was born in Hong Kong
- No, I have lived in Hong Kong for...
 - ② 7 years or above
 - ③ 4 – 6 years
 - ④ 1 – 3 years
 - ⑤ Less than 1 year

Q8. According to your understanding, what is your monthly household income?

- ① Below \$6,000
- ② \$6,000 to \$9,999
- ③ \$10,000 to \$19,999
- ④ \$20,000 to \$49,999
- ⑤ \$50,000 to \$79,999
- ⑥ \$80,000 or above
- ⑦ Don't know

Q9. What type of housing is your family living in?

- ① Public rental housing (e.g. public housing estates, interim housing etc)
- ② Subsidised sale flat (e.g. Home Ownership Scheme Housing, Tenants Purchase Scheme Housing etc)
- ③ Private housing (Two bedrooms or below)
- ④ Private housing (Three bedrooms or above)
- ⑤ Temporary housing
- ⑥ Staff quarters
- ⑦ Others / uncertain
(please specify the name of building / estate)

SECTION 2 : HABITS

Q10. What do you do mostly in your free time? (multiple answers are allowed)

- | | | |
|-----------------------------------|--|--|
| ① Chat with friends | ⑧ Watch TV / listen to the radio or music | ⑫ Play musical instruments / drawing / dancing / other cultural activities |
| ② Chat / play with family | ⑨ Hanging around at home / sleep | ⑬ Surf the Internet |
| ③ Watch movies | ⑩ Do sports / outdoor activities (e.g. outing / hiking) | ⑭ Play electronic games at home (including video games / computer games etc) |
| ④ Shopping / wandering on streets | ⑪ Go to karaoke / bars or clubs | ⑮ Play electronic games in cyber cafés / video games centres |
| ⑤ Participate in voluntary work | ⑬ Participate in extra-curricular activities (e.g. scouts and guides / society activities) | ⑯ Participate in church / religious activities |
| ⑥ Read books | ⑭ Play in friends' and relatives' home (e.g. attend parties) | ⑰ Others
(please specify) |
| ⑦ Read comics | ⑮ Play games on mobile phone | |

Q11. What do you usually do when surfing the Internet? (multiple answers are allowed)

- | | | |
|--|---|--|
| ① I do not have the habit of surfing the Internet | ⑤ Go to discussion forums / chat rooms / message boards etc | ⑧ Do homework on the Internet |
| ② Play online games | ⑥ Watch YouTube / video clips / TV shows/ movies | ⑨ Browse websites (e.g. read newspaper / comics etc) |
| ③ Make friends online | ⑦ Find information (e.g. through Wikipedia / map search / route search) | ⑩ Download photos / songs etc |
| ④ Chat / share with friends (e.g. through email / WhatsApp / WeChat / Line / QQ / Facebook / Instagram / blog) | | |
| ⑪ Others
(please specify) | | |

Please rest assured and be completely honest when you answer the questions.
No name will be recorded and all information provided will be kept strictly confidential.

SECTION 3 : USE OF ALCOHOL AND TOBACCO

Q12. Have you ever drunk any alcoholic beverages?

("Alcoholic beverages" include hard liquor, red / white wine, beer, cocktail, shandy, cooler and spirits.)

No ①

② Yes

If "No", answer questions in the **LEFT** column only
(i.e. Q13-L to Q14-L)

If "Yes", answer questions in the **RIGHT** column only
(i.e. Q13-R to Q14-R)

Q13-L. Why don't you drink alcohol?

(multiple answers are allowed)

- Alcohol is harmful to health ①
- I am not old enough to drink / buy alcoholic beverages ②
- My friends do not drink ③
- My parents do not allow me to drink ④
- I am not interested in drinking ⑤
- I do not like the image of drinkers ⑥
- I have no money ⑦
- I have no chance to drink alcohol ⑧
- I do not like the taste / smell of alcohol ⑨
- I do not like having a hangover ⑩
- Others (please specify) ⑪

Q14-L. Do you think it is okay for people to drink alcohol every week?

Yes ①

No ②

Go to question Q15

Q13-R. How old were you when you first drank alcohol? (choose **ONE** only)

- ① 10 years old or below
- ② 11-12 years old
- ③ 13-14 years old
- ④ 15-16 years old
- ⑤ 17-18 years old
- ⑥ 19-20 years old
- ⑦ 21 years old or above
- ⑧ I can't remember

Q14-R. Did you drink in the past 12 months?

① No

② Yes (Please answer the following question)



If "Yes", did you drink in the past 30 days?

③ No

④ Yes

Go to question Q15

Please rest assured and be completely honest when you answer the questions. No name will be recorded and all information provided will be kept strictly confidential.

Q15. Have you ever smoked before? <small>("Smoking" refers to the use of tobacco products including cigarettes, cigars and pipe tobacco.)</small>	
No 1	2 Yes
If "No", answer questions in the LEFT column only (i.e. Q16-L to Q17-L)	If "Yes", answer questions in the RIGHT column only (i.e. Q16-R to Q17-R)
<div style="border: 1px solid black; padding: 5px;"> Q16-L. Why don't you smoke? <small>(multiple answers are allowed)</small> <ul style="list-style-type: none"> Smoking is harmful to health 1 I am not old enough to smoke / buy tobacco products 2 My friends do not smoke 3 My parents do not allow me to smoke 4 I am not interested in smoking 5 I do not like the image of smokers 6 Tobacco products become more expensive 7 I have no chance to smoke 8 I do not like the smell of smoking 9 Smoking is banned in more public places 10 Others <small>(please specify)</small> 11 </div> <div style="border: 1px solid black; padding: 5px; margin-top: 10px;"> Q17-L. Do you think it is okay for people to smoke every day? <div style="text-align: right;"> No 1 Yes 2 </div> </div>	<div style="border: 1px solid black; padding: 5px;"> Q16-R. How old were you when you first smoked? <small>(choose ONE only)</small> <ul style="list-style-type: none"> 1 10 years old or below 2 11-12 years old 3 13-14 years old 4 15-16 years old 5 17-18 years old 6 19-20 years old 7 21 years old or above 8 I can't remember </div> <div style="border: 1px solid black; padding: 5px; margin-top: 10px;"> Q17-R. Did you smoke in the past 12 months? <ul style="list-style-type: none"> 1 No 2 Yes (Please answer the following question) <div style="text-align: center; margin: 5px 0;"> ↓ </div> <p style="text-align: center;">If "Yes", did you smoke in the past 30 days?</p> <ul style="list-style-type: none"> 3 No 4 Yes </div>

Please rest assured and be completely honest when you answer the questions. No name will be recorded and all information provided will be kept strictly confidential.

SECTION 4 : USE OF DRUGS

"Drugs" refer to any substances listed in questions Q21-L and Q21-R or any substances that will harm the mental health of a person. Common drugs are heroin, ketamine, ecstasy and ice, etc.

Q18. Do you personally know anyone who uses drugs? If "yes", who?

① No

② Yes, they are my... (multiple answers are allowed)

③ schoolmates

④ boyfriend / girlfriend

⑤ online friends

⑥ friends

⑦ neighbours

⑧ parents

⑨ brothers / sisters

⑩ relatives

⑪ others

(please specify)

Q19. Do you think it is okay for people to use drugs?

① I think it is **not okay** for anyone to use drugs

② I think it is **not okay** for my family members/boyfriend or girlfriend to use drugs, but it is okay for other people to use drugs **habitually**

③ I think it is okay for people to use drugs **in a specific occasion** (e.g. at parties or when feeling unhappy etc)

④ I think it is okay for people to use drugs **habitually**

Q20. Have you ever used drugs? (No name will be recorded, all information provided will be kept strictly confidential and will only be used for statistical analysis.)

No ①

② Yes

If "No", answer questions in the LEFT column only (i.e. Q21-L to Q31-L)

If "Yes", answer questions in the RIGHT column only (i.e. Q21-R to Q31-R)

Q21-L. Do you know about any of these drugs? (multiple answers are allowed)

- Heroin ①
- Codeine / Cough Medicines (except for medical uses) ②
- Cocaine ③
- Ecstasy (MDMA / XTC) ④
- Cannabis (Grass / Marijuana / Weed) ⑤
- Ice ⑥
- Halcion (Dormicum) ⑦
- Ketamine (K / Ket / K Zai) ⑧
- K2 ⑨
- Give-me-five ⑩
- Thinner / Glue / Other organic solvent (except for proper uses) ⑪
- Meow Meow ⑫
- None of the above ⑬

Go to question Q22-L

Q21-R. Which of these have you ever used? (multiple answers are allowed)

- ① Heroin
 - ② Codeine / Cough Medicines (except for medical uses)
 - ③ Cocaine
 - ④ Ecstasy (MDMA / XTC)
 - ⑤ Cannabis (Grass / Marijuana / Weed)
 - ⑥ Ice
 - ⑦ Halcion (Dormicum)
 - ⑧ Ketamine (K / Ket / K Zai)
 - ⑨ K2
 - ⑩ Give-me-five
 - ⑪ Thinner / Glue / Other organic solvent (except for proper uses)
 - ⑫ Meow Meow
 - ⑬ Others
- (please specify)

Go to question Q22-R

RESTRICTED when entered with data

Please rest assured and be completely honest when you answer the questions. No name will be recorded and all information provided will be kept strictly confidential.

If you **HAVEN'T** used drugs, answer questions in the **LEFT** column only (i.e. Q22-L to Q31-L)

Q22-L. Have you ever been offered any drugs?
If "yes", who offered you the drugs?

No ①

Yes, (multiple answers are allowed)

Schoolmates	②
Boyfriend / girlfriend	③
Online friends	④
Friends	⑤
Friends of friends	⑥
Parents	⑦
Brothers / sisters	⑧
Relatives	⑨
Neighbours	⑩
Drug dealers	⑪
Staff of entertainment venues	⑫
Part-time colleagues	⑬
Strangers/ Others (please specify)	⑭

Q23-L. Where were you offered the drugs?
(multiple answers are allowed)

Not applicable. I have never been offered any drugs ①

At home	②
Friends' / schoolmates' / neighbours' home	③
School (including dormitory)	④
Other residential flats (e.g. vacant flats etc)	⑤
Internet café / cyber café	⑥
Video game centre	⑦
Karaoke room	⑧
Bar, pub or club	⑨
Other upstairs entertainment venues (e.g. upstairs cafes / bookstores etc)	⑩
Cinema	⑪
Public playground / park / public toilet	⑫
Staircase or public area in building / back alley	⑬
Beach	⑭
Holiday rental resort / rental place / hotel / other rental places	⑮
Shopping mall / retail shop	⑯
Pharmacy	⑰
Yacht	⑱
Other places (please specify)	⑲

Go to question Q24-L

If you **HAVE** used drugs, answer questions in the **RIGHT** column only (i.e. Q22-R to Q31-R)

Q22-R. How old were you when you first used drugs? (choose ONE only)

①	10 years old or below
②	11-12 years old
③	13-14 years old
④	15-16 years old
⑤	17-18 years old
⑥	19-20 years old
⑦	21 years old or above
⑧	I can't remember

Q23-R. (a) Who gave drugs to you when you first used drugs?
(b) Who gave drugs to you in the past 30 days?

(a) First time drug suppliers	(multiple answers are allowed)	(b) Drug suppliers in the past 30 days
①	Schoolmates	①
②	Boyfriend / girlfriend	②
③	Online friends	③
④	Friends	④
⑤	Friends of friends	⑤
⑥	Parents	⑥
⑦	Brothers / sisters	⑦
⑧	Relatives	⑧
⑨	Neighbours	⑨
⑩	Drug dealers	⑩
⑪	Staff of pharmacies	⑪
⑫	Staff of entertainment venues	⑫
⑬	Part-time colleagues	⑬
⑭	Strangers / others	⑭
	(please specify)	(please specify)
	Not applicable, I did not use drugs in the past 30 days	⑮

(Please check if you have answered both (a) and (b) parts of Q23-R.)

Go to question Q24-R

RESTRICTED when entered with data

Page6

Please rest assured and be completely honest when you answer the questions. No name will be recorded and all information provided will be kept strictly confidential.

If you **HAVEN'T** used drugs, answer questions in the **LEFT** column only (i.e. Q24-L to Q31-L)

Q24-L. How did you refuse the offer?
(multiple answers are allowed)

Not applicable. I have never been offered any drugs ①

I refused directly myself ②

I left immediately ③

My friends helped me to refuse at the scene ④

I refused with an excuse ⑤

I pretended that I did not know of the offer and I changed the topic or suggested doing something else ⑥

I sought help from others (e.g. called the police) ⑦

By other ways (please specify) ⑧

Q25-L. Did you tell anyone that you were offered drugs?

Not applicable. I have never been offered any drugs ①

No, I did not tell anyone ②

Yes, I told... (multiple answers are allowed)

Schoolmates ③

Boyfriend / girlfriend ④

Online friends ⑤

Friends ⑥

Neighbours ⑦

Parents ⑧

Brothers / sisters ⑨

Relatives ⑩

Doctors and medical staff ⑪

Teachers ⑫

Social workers ⑬

Drug treatment organisations ⑭

Police School Liaison Officer ⑮

Others (please specify) ⑯

Go to question Q26-L

If you **HAVE** used drugs, answer questions in the **RIGHT** column only (i.e. Q24-R to Q31-R)

Q24-R. Where did you get money to buy drugs?
(multiple answers are allowed)

① Pocket money

② Borrow from friends / schoolmates

③ Earn from doing legal part-time jobs

④ Sell drugs

⑤ Stealing

⑥ Compensated dating

⑦ Other illegal sources

⑧ Other sources of money except the above

(please specify)

⑨ Free of charge

Q25-R. (a) Where do you usually obtain drugs?
(b) Where do you usually use drugs?

(a) Place(s) obtained drugs (multiple answers are allowed) (b) Place(s) used drugs

① At home ①

② Friends' / schoolmates' / neighbours' home ②

③ School (including dormitory) ③

④ Other residential flats (e.g. vacant flats etc) ④

⑤ Internet café / cyber café ⑤

⑥ Video game centre ⑥

⑦ Karaoke room ⑦

⑧ Bar, pub or club ⑧

⑨ Other upstairs entertainment venues (e.g. upstairs cafes / bookstores etc) ⑨

⑩ Cinema ⑩

⑪ Public playground / park / public toilet ⑪

⑫ Staircase or public area in building / back alley ⑫

⑬ Beach ⑬

⑭ Holiday rental resort / rental place / hotel / other rental places ⑭

⑮ Shopping mall / retail shop ⑮

⑯ Pharmacy ⑯

⑰ Yacht ⑰

⑱ Other places ⑱

(please specify) (please specify)

[Please check if you have answered both (a) and (b) parts of Q25-R.]

Go to question Q26-R

Please rest assured and be completely honest when you answer the questions. No name will be recorded and all information provided will be kept strictly confidential.

If you **HAVEN'T** used drugs, answer questions in the **LEFT** column only (i.e. Q26-L to Q31-L)

Q26-L. Which factor(s) keep you away from drugs? (multiple answers are allowed)

Influence of parents / brothers and sisters	①	
Influence of non-drug-taking friends	②	
Influence of media / celebrities	③	
Influence of teachers	④	
There are more interesting things to do other than using drugs	⑤	
I have strong will power to resist drugs	⑥	
I do not like the image of drug-takers	⑦	
I am afraid of the consequences of using drugs	Drugs are harmful to health	⑧
	I will get addicted to drugs	⑨
	My appearance will be affected	⑩
	Possessing drugs is illegal	⑪
	My family will be implicated	⑫
	My study will be affected	⑬
	Other consequences	⑭
Other factors	(please specify)	⑮

Q27-L. What will you do if you know your close friends use drugs? (multiple answers are allowed)

Pretend I do not know / do nothing	①	
Do not know what to do	②	
Tell teachers	③	
Tell social workers	④	
Tell my parents	⑤	
Tell their parents	⑥	
Ask them why they are taking drugs	⑦	
Tell them not to take drugs / encourage them to quit drugs	⑧	
Tell them to seek help from others (e.g. social workers)	⑨	
Stay away from them / break off relationships	⑩	
Call the police	⑪	
Others	(please specify)	⑫

Go to question Q28-L

If you **HAVE** used drugs, answer questions in the **RIGHT** column only (i.e. Q26-R to Q31-R)

Q26-R. Whom were with you when you used drugs? (multiple answers are allowed)

①	I used drugs alone
②	Schoolmates
③	Boyfriend / girlfriend
④	Online friends
⑤	Friends
⑥	Neighbours
⑦	Parents
⑧	Brothers / sisters
⑨	Relatives
⑩	Drug dealers
⑪	Friends of friends
⑫	Part-time colleagues
⑬	Strangers / others
	(please specify)

Q27-R. (a) Why did you first use drugs? (b) Why did you use drugs in the past 30 days?

(a) Reasons for first drug use	(multiple answers are allowed)	(b) Reasons for drug use in the past 30 days
①	Curiosity	①
②	Friends' influence	②
③	To seek excitement	③
④	Feeling bored / nothing else to do / killing time	④
⑤	To get away from depression / anxiety	⑤
⑥	To get away from stress	⑥
⑦	To show off	⑦
⑧	To be cool	⑧
⑨	To keep myself awake and focused	⑨
⑩	To lose weight	⑩
⑪	To kill pain	⑪
⑫	To avoid discomfort of drugs absence	⑫
⑬	Other reasons	⑬
	(please specify)	(please specify)

Not applicable, I did not use drugs in the past 30 days

[Please check if you have answered both (a) and (b) parts of Q27-R.]

Go to question Q28-R

RESTRICTED when entered with data

Page8

Please rest assured and be completely honest when you answer the questions. No name will be recorded and all information provided will be kept strictly confidential.

If you **HAVEN'T** used drugs, answer questions in the **LEFT** column only (i.e. Q28-L to Q31-L)

Q28-L. Have you ever heard of any anti-drug messages? If "yes", which is the main source(s) of such information?

No ①

Yes, from... (multiple answers are allowed)

mass media such as TV, radio, newspaper, etc ②

school curriculum / materials ③

anti-drug talks ④

anti-drug activities (e.g. carnivals) ⑤

the Internet / smartphone / tablet computer (including apps / email / blog / discussion forums / YouTube) ⑥

NGOs (voluntary youth agencies) ⑦

books ⑧

anti-drug posters ⑨

anti-drug leaflets / billboards / pamphlets ⑩

the Hong Kong Jockey Club Drug InfoCentre ⑪

relatives (e.g. parents / brothers / sisters / seniors) ⑫

schoolmates / friends ⑬

Other sources (please specify) ⑭

Q29-L. Have you ever participated in these anti-drug activities? If "yes", which one(s)?

No ①

Yes (multiple answers are allowed)

Seminars / talks ②

Classroom activities (e.g. project work) ③

Carnivals ④

Outdoor activities ⑤

Voluntary work ⑥

Variety shows / concerts ⑦

Movies ⑧

Video or online games / video clips / online drama ⑨

Competitions (e.g. music / slogan-making / drama / producing video clips) ⑩

Visits (e.g. rehabilitation / treatment centres) ⑪

Others (please specify) ⑫

Go to question Q30-L

If you **HAVE** used drugs, answer questions in the **RIGHT** column only (i.e. Q28-R to Q31-R)

Q28-R. Have you ever used drugs in any places outside Hong Kong?

① No

② Yes [Please answer the question]

Except for Hong Kong, where have you ever used drugs? (multiple answers are allowed)

③ Shenzhen

④ Guangzhou

⑤ Dongguan

⑥ Zhuhai

⑦ Other cities in mainland China (please specify)

⑧ Macao

⑨ Overseas (please specify)

Q29-R. Did you use drugs in the past 12 months?

① No

② Yes [Please answer the following question]

Did you use drugs in the past 30 days?

③ No

④ Yes [Please answer the following question]

In the past 30 days, how frequent did you use drugs?

⑤ Everyday

⑥ 2 - 3 days per week

⑦ Every week

⑧ Every 2 weeks

⑨ Every month

Go to question Q30-R

Please rest assured and be completely honest when you answer the questions. No name will be recorded and all information provided will be kept strictly confidential.

If you **HAVEN'T** used drugs, answer questions in the **LEFT** column only (i.e. Q30-L to Q31-L)

Q30-L. Who would you like the most to give you drug information? (choose ONE only)

Ex-drug abusers ①

Parents ②

Other relatives (e.g. brothers / sisters / seniors) ③

Teachers ④

Doctors and medical staff ⑤

Social workers ⑥

Government officials ⑦

TV / movie stars or pop singers ⑧

Famous athletes ⑨

Friends / schoolmates ⑩

Others (please specify) ⑪

Q31-L. Will you try to persuade drug-takers to give up drugs if there is a chance?

No ① [please answer part(a)]

Yes ② [please answer part (b)]

(a) I will not try to persuade drug-takers to give up drugs because... (multiple answers are allowed)

I do not know anyone who uses drugs ③

I do not know how to persuade them ④

I think they will ignore me ⑤

I do not know much about drug use ⑥

other reasons (please specify) ⑦

(b) I will try to persuade drug-takers to give up drugs because... (multiple answers are allowed)

I am worried about their health ⑧

I am worried about their mental conditions ⑨

I am worried about their studies and future ⑩

other reasons (please specify) ⑪

Go to question Q32

If you **HAVE** used drugs, answer questions in the **RIGHT** column only (i.e. Q30-R to Q31-R)

Q30-R. Have you ever sought help from others in dealing with problems resulting from using drugs (except lending money for using drugs)? If "yes", who gave you the greatest help?

① No

Yes, I got the **greatest** help from... (choose ONE only)

② Schoolmates ⑥ Parents

③ Boyfriend / girlfriend ⑦ Brothers / sisters

④ Online friends ⑧ Teachers

⑤ Friends ⑨ Other relatives (e.g. seniors)

⑩ School social workers ⑪ Outreaching social workers / counsellors

⑫ Doctors and medical staff

⑬ Social workers / counsellors in drug treatment organizations

⑭ Police School Liaison Officer

⑮ Clergies / churchmen

⑯ Others (please specify)

Q31-R. Have you tried to stop using drugs or give up drugs?

① Yes [please answer part(a)]

② No [please answer part (b)]

(a) I have tried to stop using drugs or give up drugs because... (multiple answers are allowed)

③ using drugs affected my study

④ using drugs affected my family

⑤ using drugs affected my health

⑥ using drugs affected my relationship with friends

⑦ using drugs affected my daily life

⑧ I am afraid of getting arrested as using drugs is illegal

⑨ my boyfriend / girlfriend did not like it

⑩ I did not have enough money

⑪ other reasons (please specify)

(b) I have not tried to stop using drugs or give up drugs because... (multiple answers are allowed)

⑫ I do not think I am addicted

⑬ I do not think using drugs is harmful to health

⑭ I like the feeling that drugs give me

⑮ my friends are still using drugs

⑯ my family did not know / stop me

⑰ it is hard to give up drugs

⑱ other reasons (please specify)

Go to question Q32

RESTRICTED when entered with data

Page10

Please rest assured and be completely honest when you answer the questions.
No name will be recorded and all information provided will be kept strictly confidential.

SECTION 5 : PERCEPTION ON DRUGS

Q32. Do you agree with these sentences?

	Disagree	Agree
i. I believe using drugs...		
a. ...will affect my appearance.	①	②
b. ...will harm one's health.	①	②
c. ...brings me more fun.	①	②
d. ...will help me find a date.	①	②
e. ...helps me to get along with my friends better.	①	②
f. ...is cool.	①	②
g. ...will affect my study.	①	②
ii. I will try drugs if there is an opportunity.	①	②
iii. If I use drugs, I do not mind letting my family know.	①	②
iv. If I use drugs, I do not mind letting my friends know.	①	②
v. I believe if I refuse to use drugs, my friends will make fun of me.	①	②
vi. Just like smoking, drug use is a hobby nowadays.	①	②

SECTION 6 : EXPERIENCE AND SELF-IMAGE

Q33. Did you experience the following situations in the past 6 months?

	No	Yes
i. Bullied by schoolmates	①	②
ii. Warned by school	①	②
iii. Harassed by strangers	①	②
iv. Have not seen mom or dad for more than a week	①	②

Q34. Did you do the following in the past 6 months?

	No	Yes
i. Skipped school	①	②
ii. Compensated dating	①	②
iii. Stole things	①	②
iv. Ran away from home	①	②
v. Attacked someone	①	②
vi. Had contact with gangsters / triad members	①	②
vii. Roamed around at night	①	②
viii. Gambled	①	②
ix. Committed self-harm	①	②

■ ■ Please rest assured and be completely honest when you answer the questions. ■ ■
No name will be recorded and all information provided will be kept strictly confidential.

Q35. Do you agree with these sentences?	Disagree	Agree
i. I am influenced by my friends easily.	①	②
ii. I can always manage to solve difficult problems if I try hard enough.	①	②
iii. Most of the time, I am satisfied with myself.	①	②
iv. My parents care about my feelings.	①	②
v. I feel I am well-liked in school.	①	②
vi. I always have my own idea among my group of friends.	①	②
vii. I am confident that I could deal efficiently with unexpected events.	①	②
viii. I give up very easily when I am challenged.	①	②
ix. My friends do not do anything that breaks the law.	①	②
x. Sometimes I think I am no good at all.	①	②
xi. I often break school rules.	①	②
xii. I handle arguments calmly.	①	②

~ End of questionnaire. Thank you for your participation. ~

詞彙

GLOSSARY OF TERMS

物質

毒品、煙草和酒精的統稱

Substances

A collective term for drugs, tobacco and alcohol

毒品

海洛英和危害精神毒品的統稱

Drugs

A collective term for heroin and psychotropic drugs

酒精

指各類含酒精飲料，包括仙地、含酒精成分的果汁、啤酒、葡萄酒和烈酒

Alcohol

Refers to all alcoholic beverages, including shandy, cooler, beer, wine and spirits

危害精神毒品

任何能使人上癮和因刺激或壓抑中樞神經系統而導致幻覺或活動機能、思維、行為、感知或情緒紊亂的天然或合成物質（包括麻醉鎮痛劑、迷幻劑、鎮抑劑、興奮劑、鎮靜劑等），如附錄 VI 所列各項藥物

Psychotropic drugs

Any substance, natural or synthetic (including narcotics analgesics, hallucinogens, depressants, stimulants, tranquillizers etc.), which has the capacity to produce a state of dependence and central nervous system stimulation or depression resulting in hallucinations or disturbances in motor function, thinking, behaviour, perception or mood, such as items given in Appendix VI

吸食毒品

吸食海洛英或非為醫療用途而服用危害精神毒品

Taking drugs

Take heroin or non-medical use of psychotropic drugs

曾服用某項物質

在調查前曾至少一次服用某項物質

Lifetime use of a substance

Ever used a substance at least once in the lifetime preceding survey enumeration

一年內曾服用某項物質

在調查前一年內曾至少一次服用某項物質

1-year use of a substance

Ever used a substance at least once within the year preceding survey enumeration

30 天內曾服用某項物質

在調查前 30 天內曾至少一次服用某項物質

30-day use of a substance

Ever used a substance at least once within 30 days preceding survey enumeration

吸食毒品的學生

在調查前曾至少一次吸食毒品的學生

Drug-taking students

Students ever took any drug at least once in their lifetime

不曾濫用藥物的學生

在調查前從未吸食毒品的學生

Non-drug-taking students

Students never taken any drug in their lifetime

專上院校

專上院校包括提供全日制學士學位課程的院校及提供經本地評審全日制副學位課程院校。副學位課程包括副學士學位及證書／文憑／毅進文憑／高級文憑課程等。調查所包括的院校列表如下：

Post-secondary institutions

Post-secondary institutions cover institutions providing full-time degree programmes and institutions providing locally-accredited full-time sub-degree programmes, which include associate degree and certificate/diploma/ diploma Yi Jin/ advanced diploma programmes, etc. The institutions included are listed in the table below.

專上院校 Post-secondary Institutions	提供全日制 學士學位課程 Providing full-time degree programmes	提供經本地評審全日制 副學位課程 Providing locally-accredited full-time sub-degree programmes
明愛白英奇專業學校 Caritas Bianchi College of Careers		✓
明愛社區書院 Caritas Community and Higher Education Service		✓
明愛專上學院 Caritas Institute of Higher Education	✓	✓
明德學院 Centennial College	✓	
珠海學院 Chu Hai College of Higher Education	✓	
香港城市大學 City University of Hong Kong	✓	✓
香港城市大學專上學院 City University of Hong Kong - Community College of City University		✓
香港城市大學專業進修學院 City University of Hong Kong - School of Continuing and Professional Education	✓	
恒生管理學院 Hang Seng Management College	✓	✓
香港藝術學院 Hong Kong Art School	✓	✓
香港浸會大學 Hong Kong Baptist University	✓	✓
香港浸會大學持續教育學院 Hong Kong Baptist University - School of Continuing Education	✓	✓
香港浸會大學國際學院 Hong Kong Baptist University - College of International Education		✓
香港能仁專上學院 Hong Kong Nang Yan College of Higher Education	✓	✓
香港專業進修學校 Hong Kong College of Technology	✓	✓
香港科技專上書院 Hong Kong Institute of Technology	✓	✓
香港樹仁大學 Hong Kong Shue Yan University	✓	
嶺南大學 Lingnan University	✓	

專上院校 Post-secondary Institutions	提供全日制 學士學位課程 Providing full-time degree programmes	提供經本地評審全日制 副學位課程 Providing locally-accredited full-time sub-degree programmes
嶺南大學社區學院 Lingnan University - The Community College at Lingnan University		✓
嶺南大學持續進修學院 Lingnan University - Lingnan Institute of Further Education		✓
培正專業書院 Pui Ching Academy		✓
薩凡納藝術設計學院 SCAD Foundation (Hong Kong) Limited/ Savannah College of Art and Design, Inc.	✓	
香港中文大學 The Chinese University of Hong Kong	✓	
香港中文大學專業進修學院 The Chinese University of Hong Kong - School of Continuing and Professional Studies		✓
香港演藝學院 The Hong Kong Academy for Performing Arts	✓	✓
香港教育學院 The Hong Kong Institute of Education	✓	✓
香港理工大學 The Hong Kong Polytechnic University	✓	✓
香港理工大學 - 香港專上學院 The Hong Kong Polytechnic University - Hong Kong Community College		✓
香港理工大學專業進修學院 The Hong Kong Polytechnic University - School of Professional Education and Executive Development	✓	
香港科技大學 The Hong Kong University of Science and Technology	✓	
香港公開大學 The Open University of Hong Kong	✓	✓
香港公開大學李嘉誠專業進修學院 The Open University of Hong Kong - Li Ka Shing Institute of Professional and Continuing Education	✓	✓
香港大學 The University of Hong Kong	✓	
香港大學專業進修學院保良局何鴻燊社區書院 The University of Hong Kong - HKU SPACE Po Leung Kuk Community College		✓
香港大學附屬學院 The University of Hong Kong - HKU SPACE Community College		✓
香港大學專業進修學院 The University of Hong Kong - HKU School of Professional and Continuing Education	✓	
東華學院 Tung Wah College	✓	✓
職業訓練局 - 香港專業教育學院 Vocational Training Council - Hong Kong Institute of Vocational Education (IVE)		✓

專上院校 Post-secondary Institutions	提供全日制 學士學位課程 Providing full-time degree programmes	提供經本地評審全日制 副學位課程 Providing locally-accredited full-time sub-degree programmes
職業訓練局 - 青年學院 Vocational Training Council - Youth College		✓
職業訓練局 - 工商資訊學院 Vocational Training Council - VTC School of Business and Information Systems (SBI)		✓
職業訓練局 - 才晉高等教育學院 Vocational Training Council - School for Higher and Professional Education (SHAPE)	✓	
職業訓練局 - 香港高等教育科技學院 Vocational Training Council - Technological and Higher Education Institute of Hong Kong (THEi)	✓	
耀中社區書院 Yew Chung Community College		✓
青年會專業書院 YMCA College of Careers		✓

毒品列表

LIST OF DRUGS

海洛英**Heroin****危害精神毒品****Psychotropic drugs**

- | | |
|-----------------------------------|--|
| [1] K仔（氯胺酮） | [1] K, King, Ket, Kit-kat, Special k, Vitamin k (Ketamine) |
| [2] 搖頭丸／忘我／E仔／狂喜／搖搖（亞甲二氧基甲基安非他明） | [2] Ecstasy (MDMA) |
| [3] 草／大麻花／大麻精／大麻油（大麻） | [3] Grass, Marijuana, Pot, Hash, Joint (Cannabis) |
| [4] 咳水／咳丸／O仔／MB／黃豆仔／DM丸（可待因） | [4] Codeine / Cough Medicines (Codeine) |
| [5] 冰（甲基安非他明） | [5] Ice (Methylamphetamine) |
| [6] 白瓜子／藍精靈／速眠安（三唑侖／咪達唑侖） | [6] Halcion / Dormicum (Triazolam / Midazolam) |
| [7] 膠水／強力膠／天拿水／打火機油（有機溶劑） | [7] Glue, Solvent thinner, Lighter fuel gas (Organic Solvents) |
| [8] 五仔／黃飛鴻／哈哈笑／Give-me-five（硝甲西洋） | [8] Give-me-five (Nimetazepam) |
| [9] 可可精（可卡因） | [9] Snow, Crack, Coco (Cocaine) |