

統計圖表

CHARTS AND TABLES

目錄表

SUMMARY LIST

1.	學生服用各類物質的普遍性	1.	Prevalence of substance use among students
圖 1.1	曾吸食毒品、吸煙、飲酒的學生所佔比例（按教育程度分組）（2017/18 年及2020/21 年）	Chart 1.1	Proportion of lifetime drug-, tobacco- or alcohol-taking students by education level, 2017/18 and 2020/21
表 1.1	曾吸食毒品的學生所佔比例（按年齡、性別及教育程度分組）（2017/18 年及2020/21 年）	Table 1.1	Proportion of lifetime drug-taking students by age, by sex and by education level, 2017/18 and 2020/21
表 1.2	曾吸煙的學生所佔比例（按年齡、性別及教育程度分組）（2017/18 年及2020/21 年）	Table 1.2	Proportion of lifetime tobacco-taking students by age, by sex and by education level, 2017/18 and 2020/21
表 1.3	曾飲酒的學生所佔比例（按年齡、性別及教育程度分組）（2017/18 年及2020/21 年）	Table 1.3	Proportion of lifetime alcohol-taking students by age, by sex and by education level, 2017/18 and 2020/21
圖 1.2	一年內曾吸食毒品、吸煙、飲酒的學生所佔比例（按教育程度分組）（2017/18 年及2020/21 年）	Chart 1.2	Proportion of 1-year drug-, tobacco- or alcohol-taking students by education level, 2017/18 and 2020/21
表 1.4	一年內曾吸食毒品、吸煙、飲酒的學生所佔比例（按年齡及性別分組）（2017/18 年及2020/21 年）	Table 1.4	Proportion of 1-year drug-, tobacco- or alcohol-taking students by age and by sex, 2017/18 and 2020/21
圖 1.3	30天內曾吸食毒品、吸煙、飲酒的學生所佔比例（按教育程度分組）（2017/18 年及2020/21 年）	Chart 1.3	Proportion of 30-day drug-, tobacco- or alcohol-taking students by education level, 2017/18 and 2020/21
表 1.5	30天內曾吸食毒品、吸煙、飲酒的學生所佔比例（按年齡及性別分組）（2017/18 年及2020/21 年）	Table 1.5	Proportion of 30-day drug-, tobacco- or alcohol-taking students by age and by sex, 2017/18 and 2020/21

2. 曾吸食毒品的學生的特徵

圖 2.1 在調查前30天內曾吸食毒品的學生吸食毒品的次數（按教育程度分組）（2020/21 年）

圖 2.2 曾吸食海洛英／危害精神毒品的學生所佔比例（按教育程度分組）（2017/18 年及2020/21 年）

圖 2.3 曾吸食海洛英／危害精神毒品的學生所佔比例（1996/97 年至2020/21 年）（中學學生）

表 2.1 曾吸食海洛英的學生所佔比例（按年齡、性別及教育程度分組）（2017/18 年及2020/21 年）

表 2.2 曾吸食危害精神毒品的學生所佔比例（按年齡、性別及教育程度分組）（2017/18 年及2020/21 年）

圖 2.4 主要被吸食的毒品種類（按教育程度分組）（2017/18 年及2020/21 年）

表 2.3 主要被吸食的毒品種類（按教育程度分組）（2017/18 年及2020/21 年）

表 2.4 吸食的毒品種類的數目（按性別及教育程度分組）（2017/18 年及2020/21 年）

表 2.5 購買毒品的主要金錢來源（按教育程度分組）（2017/18 年及2020/21 年）（中學或以上的學生）

表 2.6 通常吸食毒品的地點（按教育程度分組）（2017/18 年及2020/21 年）

表 2.7 通常取得毒品的地點（按教育程度分組）（2017/18 年及2020/21 年）

表 2.8 提供毒品的人（按教育程度分組）（2017/18 年及2020/21 年）

表 2.9 一起吸食毒品的人（按教育程度分組）（2017/18 年及2020/21 年）（中學或以上的學生）

2. Characteristics of lifetime drug-taking students

Chart 2.1 Drug-taking frequency of students who took drugs within 30 days preceding survey enumeration by education level, 2020/21

Chart 2.2 Proportion of lifetime heroin / psychotropic substance-taking students by education level, 2017/18 and 2020/21

Chart 2.3 Proportion of lifetime heroin / psychotropic substance-taking students, 1996/97 – 2020/21 (Secondary students)

Table 2.1 Proportion of lifetime heroin-taking students by age, by sex and by education level, 2017/18 and 2020/21

Table 2.2 Proportion of lifetime psychotropic substance-taking students by age, by sex and by education level, 2017/18 and 2020/21

Chart 2.4 Major types of drugs taken by education level, 2017/18 and 2020/21

Table 2.3 Major types of drugs taken by education level, 2017/18 and 2020/21

Table 2.4 Number of types of drugs taken by sex and education level, 2017/18 and 2020/21

Table 2.5 Main sources of money for buying drugs by education level, 2017/18 and 2020/21 (Secondary or above students)

Table 2.6 Usual localities for taking drugs by education level, 2017/18 and 2020/21

Table 2.7 Usual localities for obtaining drugs by education level, 2017/18 and 2020/21

Table 2.8 Suppliers of drugs by education level, 2017/18 and 2020/21

Table 2.9 Companions of drug-taking by education level, 2017/18 and 2020/21 (Secondary or above students)

表 2.10	首次吸食毒品年齡（按教育程度分組）（2017/18 年及2020/21 年）（中學或以上的學生）	Table 2.10	Age of first drug-taking by education level, 2017/18 and 2020/21 (Secondary or above students)
表 2.11	吸食毒品的原因（按教育程度分組）（2017/18 年及2020/21 年）	Table 2.11	Reasons for taking drugs by education level, 2017/18 and 2020/21
表 2.12	吸食毒品學生的估計人數和所佔比例（按居住地區及教育程度分組）（2017/18 年及2020/21 年）	Table 2.12	Estimated number and proportion of drug-taking students by residential district and by education level, 2017/18 and 2020/21
表 2.13	曾否在香港以外地方吸食毒品及曾在香港以外吸食毒品的地方（按教育程度分組）（2017/18 年及2020/21 年）	Table 2.13	Whether took drugs outside Hong Kong and places of drug-taking outside Hong Kong by education level, 2017/18 and 2020/21
表 2.14	曾否因為吸食毒品問題而向他人求助及給予最大幫助的人（按教育程度分組）（2017/18 年及2020/21 年）	Table 2.14	Whether sought help from others in dealing with problems resulting from taking drugs and persons who gave the greatest help by education level, 2017/18 and 2020/21
表 2.15	曾否嘗試停止吸食毒品或戒毒及其原因（按吸食毒品的學生類型及教育程度分組）（2017/18 年及2020/21 年）（中學或以上的學生）	Table 2.15	Whether attempted to stop taking drugs or give up drugs and the respective reasons by type of drug-taking students and by education level, 2017/18 and 2020/21 (Secondary or above students)
3.	不曾吸食毒品的學生接觸毒品的風險和所得的禁毒資訊	3.	Exposure to risk of drugs and anti-drug messages among non-drug-taking students
表 3.1	不曾吸食毒品的學生曾否獲提供毒品及毒品提供者（按教育程度分組）（2017/18 年及2020/21 年）	Table 3.1	Whether non-drug-taking students had been offered drugs and the offering persons by education level, 2017/18 and 2020/21
表 3.2	不曾吸食毒品的學生曾否獲提供毒品及提供毒品的地點（按教育程度分組）（2017/18 年及2020/21 年）	Table 3.2	Whether non-drug-taking students had been offered drugs and localities of offer by education level, 2017/18 and 2020/21
表 3.3	令不曾吸食毒品的學生遠離毒品的因素（按教育程度分組）（2017/18 年及2020/21 年）（中學或以上的學生）	Table 3.3	Factors that kept non-drug-taking students away from drugs by education level, 2017/18 and 2020/21 (Secondary or above students)
表 3.4	不曾吸食毒品的學生拒絕毒品的的方法（按教育程度分組）（2017/18 年及2020/21 年）（中學或以上的學生）	Table 3.4	Methods used to refuse drugs among non-drug-taking students by education level, 2017/18 and 2020/21 (Secondary or above students)

表 3.5	不曾吸食毒品的學生得知好友吸食毒品後會做的事情（按教育程度分組）（2017/18 年及2020/21 年）	Table 3.5	Things to do if realised that close friends were taking drugs among non-drug-taking students by education level, 2017/18 and 2020/21
表 3.6	如果有機會，不曾吸食毒品的學生會否嘗試勸人戒毒及其原因（按教育程度分組）（2017/18 年及2020/21 年）（中學或以上的學生）	Table 3.6	Whether would try to persuade drug-takers to give up drugs if there was a chance and the respective reasons among non-drug-taking students by education level, 2017/18 and 2020/21 (Secondary or above students)
表 3.7	不曾吸食毒品的學生曾否接觸禁毒資訊及禁毒訊息的主要資訊來源（按教育程度分組）（2017/18 年及2020/21 年）	Table 3.7	Whether ever come across anti-drug messages and main sources of anti-drug messages among non-drug-taking students by education level, 2017/18 and 2020/21
表 3.8	不曾吸食毒品的學生曾否參與禁毒活動及曾參與的禁毒活動（按教育程度分組）（2017/18 年及2020/21 年）	Table 3.8	Whether ever participated in anti-drug activities and anti-drug activities ever participated among non-drug-taking students by education level, 2017/18 and 2020/21
表 3.9	最喜歡由誰傳遞禁毒資訊（按教育程度分組）（2017/18 年及2020/21 年）	Table 3.9	Most preferred person to provide anti-drug information by education level, 2017/18 and 2020/21
4.	對吸食毒品的態度及相關因素	4.	Attitudes towards drug-taking and associated factors
表 4.1	是否接受別人吸食毒品（按吸食毒品與否及教育程度分組）（2017/18 年及2020/21 年）	Table 4.1	Whether it was okay for people to take drugs by drug use status and by education level, 2017/18 and 2020/21
表 4.2	對毒品禍害的看法（按吸食毒品與否及教育程度分組）（2017/18 年及2020/21 年）（中學或以上的學生）	Table 4.2	Perception on harmful effects of drugs by drug use status and by education level, 2017/18 and 2020/21 (Secondary or above students)
表 4.3	學生吸食毒品的傾向（按吸食毒品與否及教育程度分組）（2017/18 年及2020/21 年）（中學或以上的學生）	Table 4.3	Students' inclination to take drugs by drug use status and by education level, 2017/18 and 2020/21 (Secondary or above students)
表 4.4	自我形象（按吸食毒品與否及教育程度分組）（2017/18 年及2020/21 年）	Table 4.4	Self-perception by drug use status and by education level, 2017/18 and 2020/21
表 4.5	與家人、校方及朋輩的關係（按吸食毒品與否及教育程度分組）（2017/18 年及2020/21 年）	Table 4.5	Relationship with family, school and peers by drug use status and by education level, 2017/18 and 2020/21

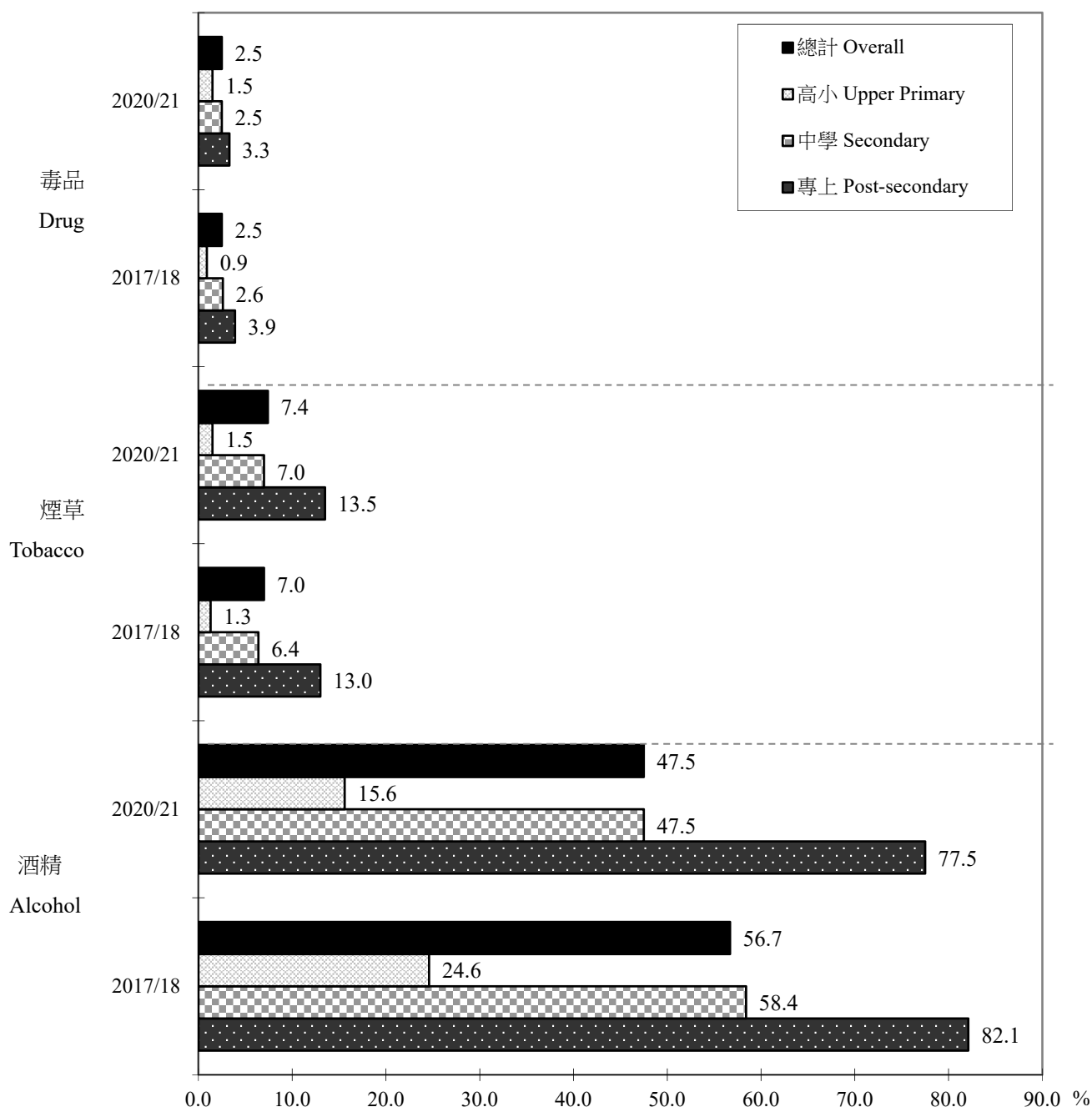
表 4.6	在空閒時常做的事情（按吸食毒品與否及教育程度分組）（2017/18 年及2020/21 年）	Table 4.6	Things to do in free time by drug use status and by education level, 2017/18 and 2020/21
表 4.7	在上網時常做的事情（按吸食毒品與否及教育程度分組）（2017/18 年及2020/21 年）	Table 4.7	Things to do when surfing the Internet by drug use status and by education level, 2017/18 and 2020/21
表 4.8	在調查前六個月內曾遇到行為與學業問題的學生所佔比例（按吸食毒品與否及教育程度分組）（2017/18 年及2020/21 年）	Table 4.8	Behavioural and academic problems in the six months preceding survey enumeration by drug use status and by education level, 2017/18 and 2020/21
表 4.9	吸食毒品與飲酒和吸煙的關係（按吸食毒品與否及教育程度分組）（2017/18 年及2020/21 年）	Table 4.9	Relationship between drug-taking and use of alcohol and tobacco by drug use status and by education level, 2017/18 and 2020/21
表 4.10	是否與父母同住（按吸食毒品與否及教育程度分組）（2017/18 年及2020/21 年）	Table 4.10	Whether living with parents by drug use status and by education level, 2017/18 and 2020/21
表 4.11	家庭每月總收入（按吸食毒品與否及教育程度分組）（2017/18 年及2020/21 年）（中學或以上的學生）	Table 4.11	Monthly household income by drug use status and by education level, 2017/18 and 2020/21 (Secondary or above students)
表 4.12	在港居住年期（按吸食毒品與否及教育程度分組）（2017/18 年及2020/21 年）	Table 4.12	Length of living in Hong Kong by drug use status and by education level, 2017/18 and 2020/21
表 4.13	居住的房屋種類（按吸食毒品與否及教育程度分組）（2017/18 年及2020/21 年）	Table 4.13	Type of housing by drug use status and by education level, 2017/18 and 2020/21
5.	報告摘要	5.	Summary of key findings
表 5.1	國際比較	Table 5.1	International Comparison

1. 學生服用各類物質的普遍性

Prevalence of substance use among students

圖1.1 曾吸食毒品、吸煙、飲酒的學生所佔比例（按教育程度分組）（2017/18年及2020/21年）

Chart 1.1 Proportion of lifetime drug-, tobacco- or alcohol-taking students by education level, 2017/18 and 2020/21



註釋：百分比是以調查範圍內各教育程度的學生為基礎而計算。

Note: Percentages are calculated based on students in the respective education levels covered by the Survey.

表1.1 曾吸食毒品的學生所佔比例（按年齡、性別及教育程度分組）（2017/18 年及 2020/21 年）

Table 1.1 Proportion of lifetime drug-taking students by age, by sex and by education level, 2017/18 and 2020/21

年齡／性別 Age / Sex	總計 Overall		高小 Upper Primary		中學 Secondary		專上 Post-secondary	
	2017/18 (%)	2020/21 (%)	2017/18 (%)	2020/21 (%)	2017/18 (%)	2020/21 (%)	2017/18 (%)	2020/21 (%)
年齡 Age								
10 歲或以下 10 or below	1.2	2.1	1.2	2.1	2.4	2.8		
11-12	1.1	1.5	0.5	0.9				
13-14	2.1	2.2			2.1	2.2	2.0	2.0
15-16	2.6	2.4			2.6	2.4		
17-18	2.7	2.4			3.2	2.7		
19-20	3.1	2.5	***	1.2			3.0	2.4
21-22					4.9	3.9	4.9	4.7
23 歲或以上 23 or above	5.6	5.1					7.6	6.1
合計 Overall	2.5	2.5	0.9	1.5	2.6	2.5	3.9	3.3
性別 Sex								
男 Male	3.1	3.0	1.1	1.8	3.0	3.0	5.6	4.6
女 Female	2.0	1.9	0.6	1.2	2.1	2.0	2.7	2.5
合計 Overall	2.5	2.5	0.9	1.5	2.6	2.5	3.9	3.3

註釋： 1. 百分比是以調查範圍內有提供相關資料的各年齡／性別組別及教育程度的學生為基礎而計算。
2. *** 由於抽樣誤差相對較大，該估計不予公布。為免從總數減去餘數後能得出未有顯示的數字，在有需要時，另一數字亦同時不會顯示。

Notes: 1. Percentages are calculated based on students in the respective age / sex groups and education levels who had provided the relevant information.
2. *** Estimates are not released due to relatively large sampling error. When necessary, an additional cell is also suppressed to prevent the deduction of a suppressed cell from the total.

表1.2 曾吸煙的學生所佔比例(按年齡、性別及教育程度分組)(2017/18年及2020/21年)
 Table 1.2 Proportion of lifetime tobacco-taking students by age, by sex and by education level, 2017/18 and 2020/21

年齡／性別 Age / Sex	總計 Overall		高小 Upper Primary		中學 Secondary		專上 Post-secondary	
	2017/18 (%)	2020/21 (%)	2017/18 (%)	2020/21 (%)	2017/18 (%)	2020/21 (%)	2017/18 (%)	2020/21 (%)
年齡 Age								
10歲或以下 10 or below	0.9	1.2	0.9	1.2	2.1	2.2		
11-12	1.7	1.9	1.6	1.7				
13-14	3.9	4.6			3.9	4.5	8.2	7.3
15-16	6.9	8.0			6.8	8.0		
17-18	9.7	9.8			10.6	11.2		
19-20	11.2	11.9	4.3	7.2			10.8	11.5
21-22					19.0	19.0	15.8	17.8
23歲或以上 23 or above	17.7	19.3					23.1	22.8
合計 Overall	7.0	7.4	1.3	1.5	6.4	7.0	13.0	13.5
性別 Sex								
男 Male	8.0	8.1	1.6	2.0	7.1	7.9	16.9	15.6
女 Female	6.0	6.7	0.9	1.1	5.5	6.0	10.3	12.0
合計 Overall	7.0	7.4	1.3	1.5	6.4	7.0	13.0	13.5

註釋：百分比是以調查範圍內有提供相關資料的各年齡／性別組別及教育程度的學生為基礎而計算。

Note: Percentages are calculated based on students in the respective age / sex groups and education levels who had provided the relevant information.

表1.3 曾飲酒的學生所佔比例(按年齡、性別及教育程度分組)(2017/18年及2020/21年)
 Table 1.3 Proportion of lifetime alcohol-taking students by age, by sex and by education level, 2017/18 and 2020/21

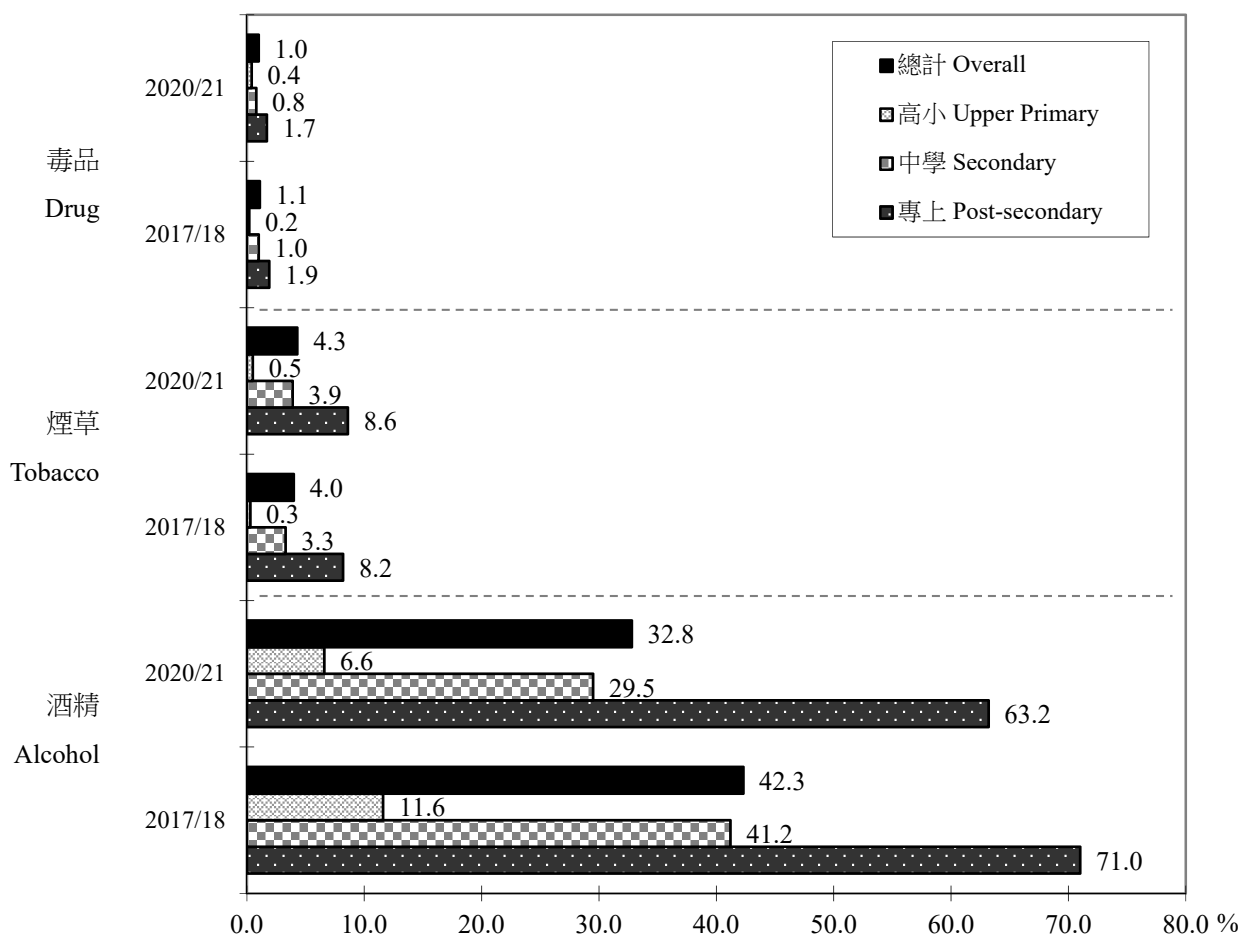
年齡／性別 Age / Sex	總計 Overall		高小 Upper Primary		中學 Secondary		專上 Post-secondary	
	2017/18 (%)	2020/21 (%)	2017/18 (%)	2020/21 (%)	2017/18 (%)	2020/21 (%)	2017/18 (%)	2020/21 (%)
年齡 Age								
10歲或以下 10 or below	20.1	11.2	20.0	11.2	37.8	27.1		
11-12	32.3	22.0	29.7	19.7				
13-14	50.0	37.9			50.2	38.0	77.8	70.7
15-16	63.0	52.0			63.0	52.1		
17-18	74.1	67.7			72.1	65.8		
19-20	82.3	78.3	41.4	35.5			82.4	78.6
21-22					78.7	74.2	84.5	80.5
23歲或以上 23 or above	84.1	80.1					83.0	78.9
合計 Overall	56.7	47.5	24.6	15.6	58.4	47.5	82.1	77.5
性別 Sex								
男 Male	55.4	45.6	27.5	16.6	58.8	47.9	79.5	75.3
女 Female	57.9	49.2	21.4	14.5	57.9	47.1	83.9	79.2
合計 Overall	56.7	47.5	24.6	15.6	58.4	47.5	82.1	77.5

註釋：百分比是以調查範圍內有提供相關資料的各年齡／性別組別及教育程度的學生為基礎而計算。

Note: Percentages are calculated based on students in the respective age / sex groups and education levels who had provided the relevant information.

圖1.2 一年內曾吸食毒品、吸煙、飲酒的學生所佔比例（按教育程度分組）（2017/18 年及 2020/21 年）

Chart 1.2 Proportion of 1-year drug-, tobacco- or alcohol-taking students by education level, 2017/18 and 2020/21



註釋：百分比是以調查範圍內各教育程度的學生為基礎而計算。

Note: Percentages are calculated based on students in the respective education levels covered by the Survey.

表1.4 一年內曾吸食毒品、吸煙、飲酒的學生所佔比例（按年齡及性別分組）（2017/18年及2020/21年）

Table 1.4 Proportion of 1-year drug-, tobacco- or alcohol-taking students by age and by sex, 2017/18 and 2020/21

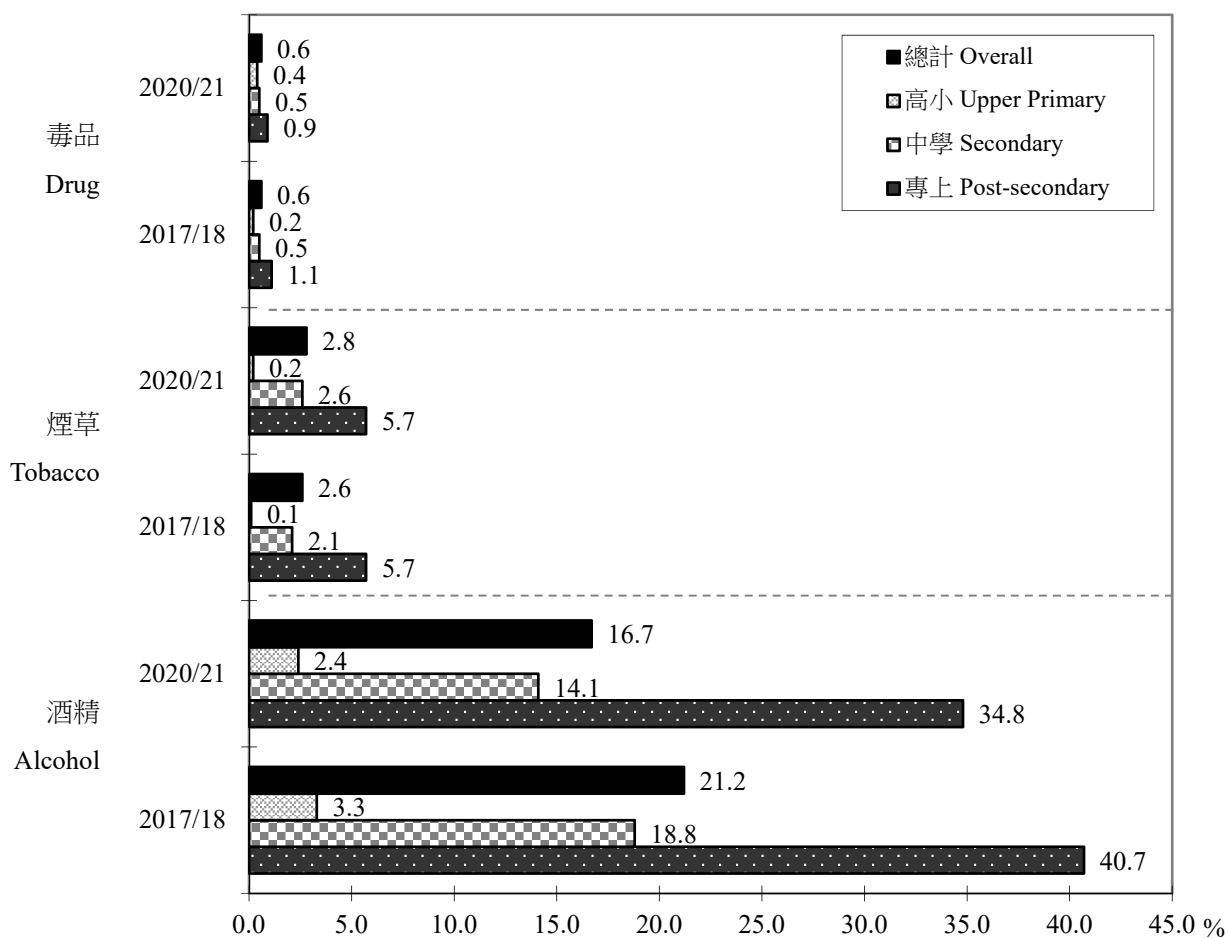
年齡／性別 Age / Sex	毒品 Drug		煙草 Tobacco		酒精 Alcohol	
	2017/18 (%)	2020/21 (%)	2017/18 (%)	2020/21 (%)	2017/18 (%)	2020/21 (%)
年齡 Age						
10 歲或以下 10 or below	0.3	0.5	0.2	0.3	9.2	4.2
11-12	0.1	0.3	0.6	0.7	16.1	9.7
13-14	0.4	0.4	1.8	2.5	31.1	20.2
15-16	1.3	1.0	3.7	4.5	46.5	33.1
17-18	1.5	1.2	5.6	5.9	61.0	52.2
19-20	1.5	1.4	7.2	7.4	71.1	63.2
21 歲或以上 21 or above	2.8	2.5	10.9	12.0	71.5	64.1
合計 Overall	1.1	1.0	4.0	4.3	42.3	32.8
性別 Sex						
男 Male	1.3	1.2	4.6	4.6	40.8	30.8
女 Female	0.9	0.8	3.4	4.0	43.7	34.7
合計 Overall	1.1	1.0	4.0	4.3	42.3	32.8

註釋：百分比是以調查範圍內有提供相關資料的各年齡／性別組別的學生為基礎而計算。

Note: Percentages are calculated based on students in the respective age / sex groups who had provided the relevant information.

圖1.3 30 天內曾吸食毒品、吸煙、飲酒的學生所佔比例（按教育程度分組）（2017/18 年及 2020/21 年）

Chart 1.3 Proportion of 30-day drug-, tobacco- or alcohol-taking students by education level, 2017/18 and 2020/21



註釋：百分比是以調查範圍內各教育程度的學生為基礎而計算。

Note: Percentages are calculated based on students in the respective education levels covered by the Survey.

表1.5 30 天內曾吸食毒品、吸煙、飲酒的學生所佔比例（按年齡及性別分組）（2017/18 年及 2020/21 年）

Table 1.5 Proportion of 30-day drug-, tobacco- or alcohol-taking students by age and by sex, 2017/18 and 2020/21

年齡／性別 Age / Sex	毒品 Drug		煙草 Tobacco		酒精 Alcohol	
	2017/18 (%)	2020/21 (%)	2017/18 (%)	2020/21 (%)	2017/18 (%)	2020/21 (%)
年齡 Age						
10 歲或以下 10 or below	0.3	0.5	0.1	0.2	2.5	1.3
11-12	0.1	0.3	0.2	0.4	5.1	3.7
13-14	0.3	0.3	0.9	1.4	12.5	8.5
15-16	0.6	0.7	2.3	3.0	21.3	15.7
17-18	0.8	0.7	3.9	4.2	31.9	27.9
19-20	0.8	0.7	4.8	4.8	39.9	33.8
21 歲或以上 21 or above	1.6	1.2	7.9	8.3	43.0	36.9
合計 Overall	0.6	0.6	2.6	2.8	21.2	16.7
性別 Sex						
男 Male	0.8	0.7	3.2	3.2	21.0	16.2
女 Female	0.4	0.4	2.1	2.5	21.3	17.3
合計 Overall	0.6	0.6	2.6	2.8	21.2	16.7

註釋： 百分比是以調查範圍內有提供相關資料的各年齡／性別組別的學生為基礎而計算。

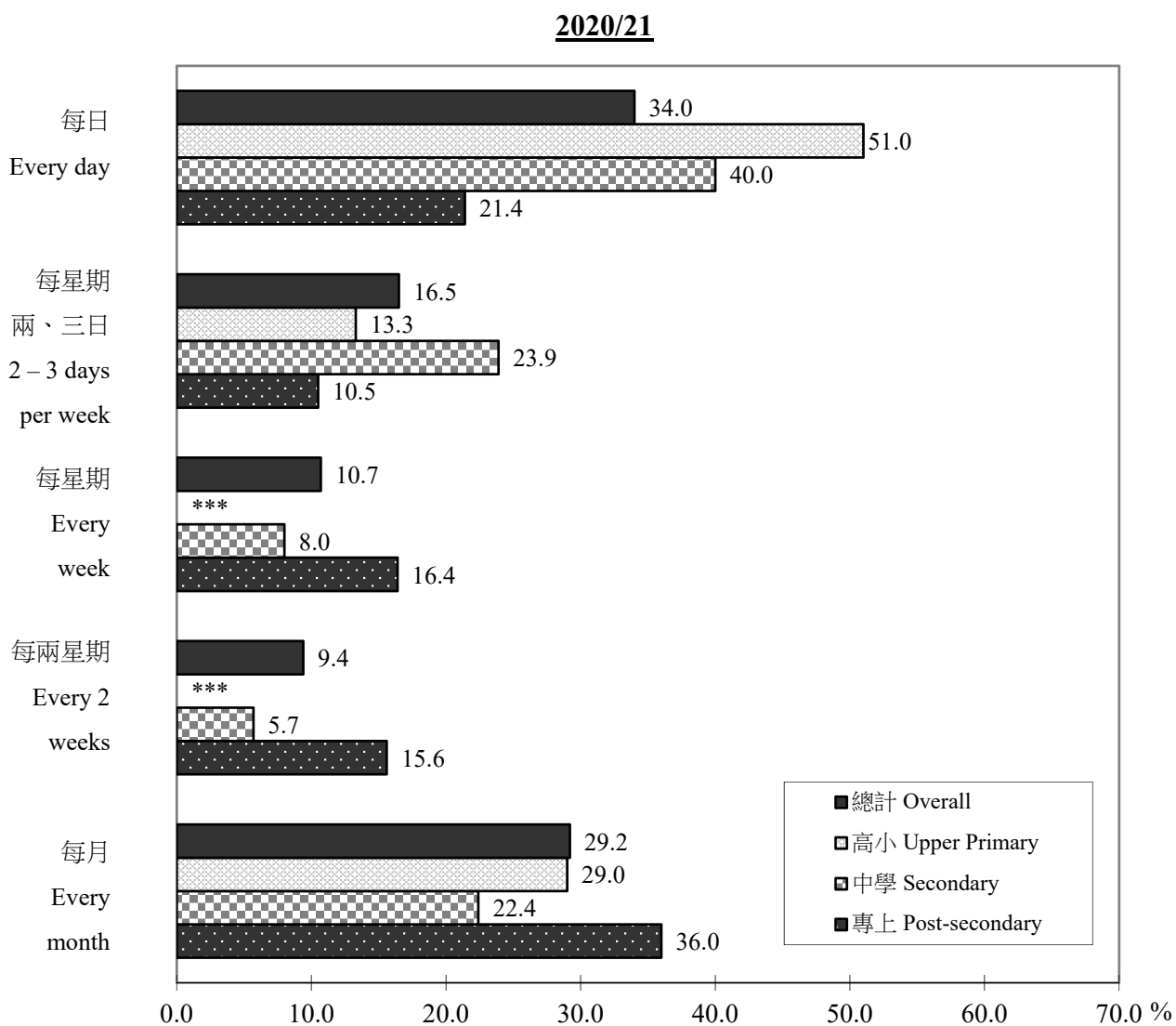
Note: Percentages are calculated based on students in the respective age / sex groups who had provided the relevant information.

2. 曾吸食毒品的學生的特徵

Characteristics of lifetime drug-taking students

圖2.1 在調查前 30 天內曾吸食毒品的學生吸食毒品的次數（按教育程度分組）（2020/21 年）

Chart 2.1 Drug-taking frequency of students who took drugs within 30 days preceding survey enumeration by education level, 2020/21



註釋： 1. 百分比是以在調查前 30 天內曾吸食毒品並有提供相關資料的各教育程度的學生為基礎而計算。

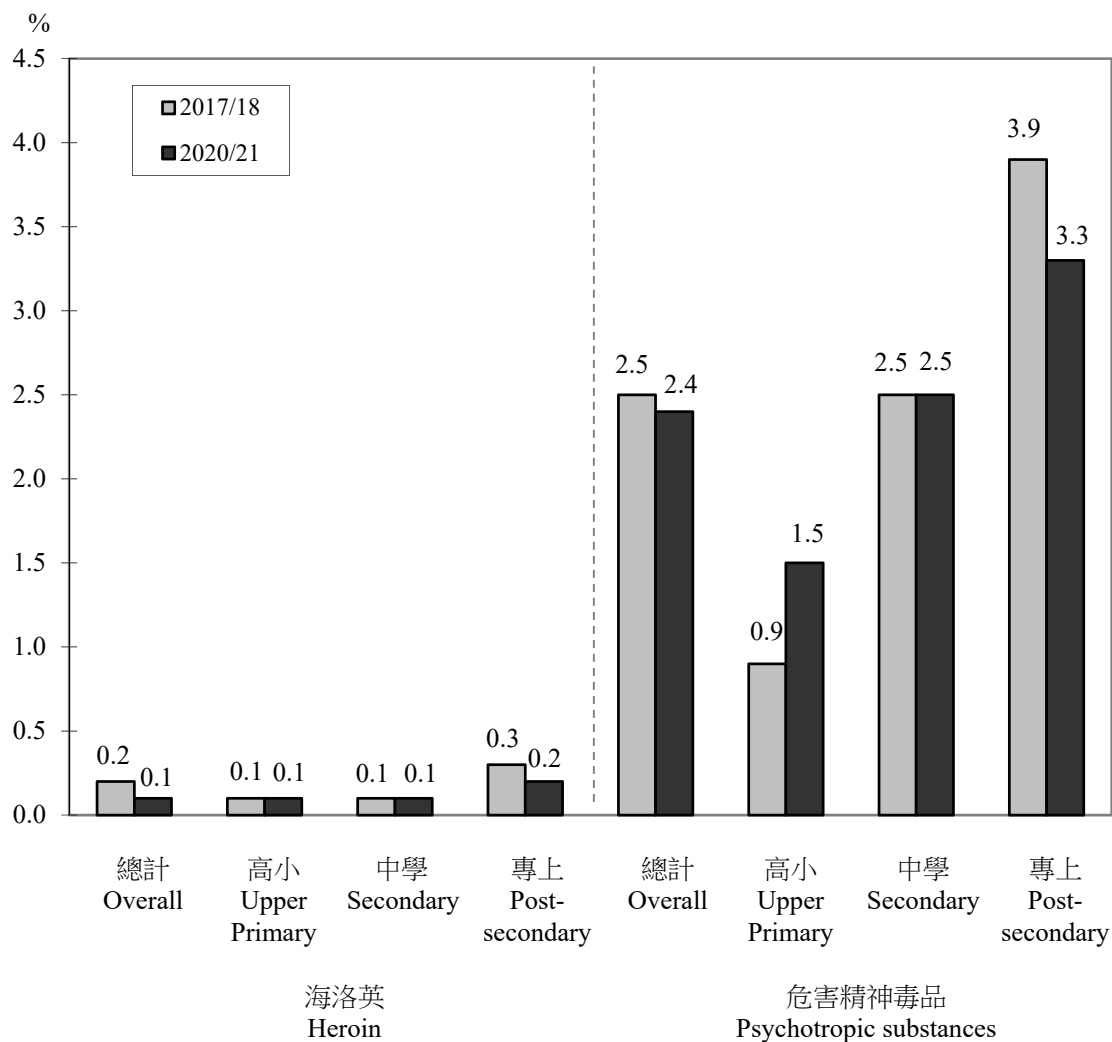
2. *** 由於抽樣誤差相對較大，該估計不予公布。為免從總數減去餘數後能得出未有顯示的數字，在有需要時，另一數字亦同時不會顯示。

Notes: 1. Percentages are calculated based on students in the respective education levels who had taken drugs within 30 days preceding survey enumeration, and had provided relevant information.

2. *** Estimates are not released due to relatively large sampling error. When necessary, an additional cell is also suppressed to prevent the deduction of a suppressed cell from the total.

圖2.2 曾吸食海洛英／危害精神毒品的學生所佔比例（按教育程度分組）（2017/18 年及 2020/21 年）

Chart 2.2 Proportion of lifetime heroin / psychotropic substance-taking students by education level, 2017/18 and 2020/21

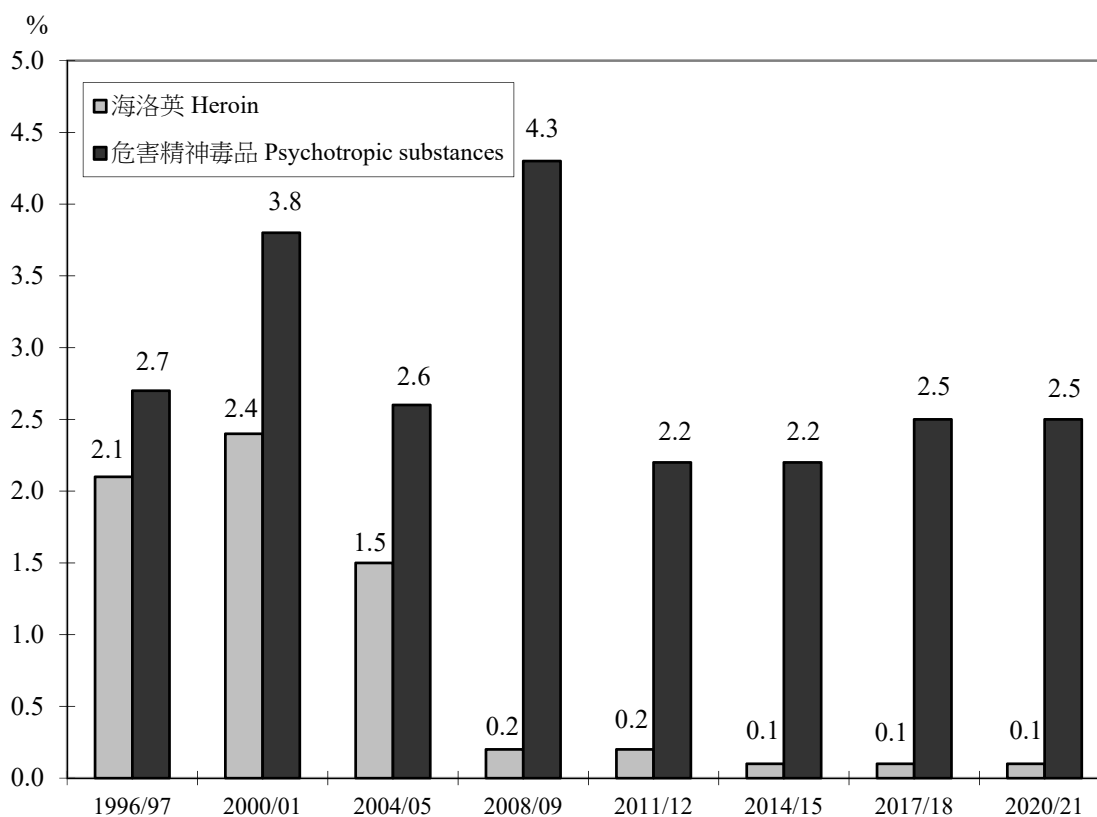


註釋： 1. 學生可選擇多過一個答案。
2. 百分比是以調查範圍內各教育程度的學生為基礎而計算。

Notes: 1. Students were allowed to choose more than one answer.
2. Percentages are calculated based on students in the respective education levels covered by the Survey.

圖2.3 曾吸食海洛英／危害精神毒品的學生所佔比例（1996/97 年至 2020/21 年）（中學學生）

Chart 2.3 Proportion of lifetime heroin / psychotropic substance-taking students, 1996/97 – 2020/21 (Secondary students)



註釋： 1. 學生可選擇多過一個答案。
2. 百分比是以調查範圍內所有中學學生為基礎而計算。

Notes: 1. Students were allowed to choose more than one answer.
2. Percentages are calculated based on all secondary students covered by the Survey.

表2.1 曾吸食海洛英的學生所佔比例（按年齡、性別及教育程度分組）（2017/18 年及 2020/21 年）

Table 2.1 Proportion of lifetime heroin-taking students by age, by sex and by education level, 2017/18 and 2020/21

年齡／性別 Age / Sex	總計 Overall		高小 Upper Primary		中學 Secondary		專上 Post-secondary	
	2017/18 (%)	2020/21 (%)	2017/18 (%)	2020/21 (%)	2017/18 (%)	2020/21 (%)	2017/18 (%)	2020/21 (%)
年齡 Age								
10 歲或以下 10 or below	0.1	0.2	0.1	0.2	0.1	***		
11-12	#	#	#	0.1				
13-14	0.1	0.1			0.1	0.1	0.2	0.2
15-16	0.2	0.2			0.1	0.2		
17-18	0.2	0.2			0.2	0.1		
19-20	0.3	0.1	***	***			0.3	0.1
21-22					***	***	0.2	0.2
23 歲或以上 23 or above	0.3	0.2					0.5	0.3
合計 Overall	0.2	0.1	0.1	0.1	0.1	0.1	0.3	0.2
性別 Sex								
男 Male	0.3	0.2	0.1	0.1	0.2	0.2	0.6	0.3
女 Female	0.1	0.1	0.1	0.1	0.1	0.1	0.1	0.1
合計 Overall	0.2	0.1	0.1	0.1	0.1	0.1	0.3	0.2

- 註釋：
1. 百分比是以調查範圍內有提供相關資料的各年齡／性別組別及教育程度的學生為基礎而計算。
 2. *** 由於抽樣誤差相對較大，該估計不予公布。為免從總數減去餘數後能得出未有顯示的數字，在有需要時，另一數字亦同時不會顯示。
 3. # 大於 0 但少於 0.05。

- Notes:
1. Percentages are calculated based on students in the respective age / sex groups and education levels who had provided relevant information.
 2. *** Estimates are not released due to relatively large sampling error. When necessary, an additional cell is also suppressed to prevent the deduction of a suppressed cell from the total.
 3. # Greater than 0 but less than 0.05.

表2.2 曾吸食危害精神毒品的學生所佔比例（按年齡、性別及教育程度分組）（2017/18年及2020/21年）

Table 2.2 Proportion of lifetime psychotropic substance-taking students by age, by sex and by education level, 2017/18 and 2020/21

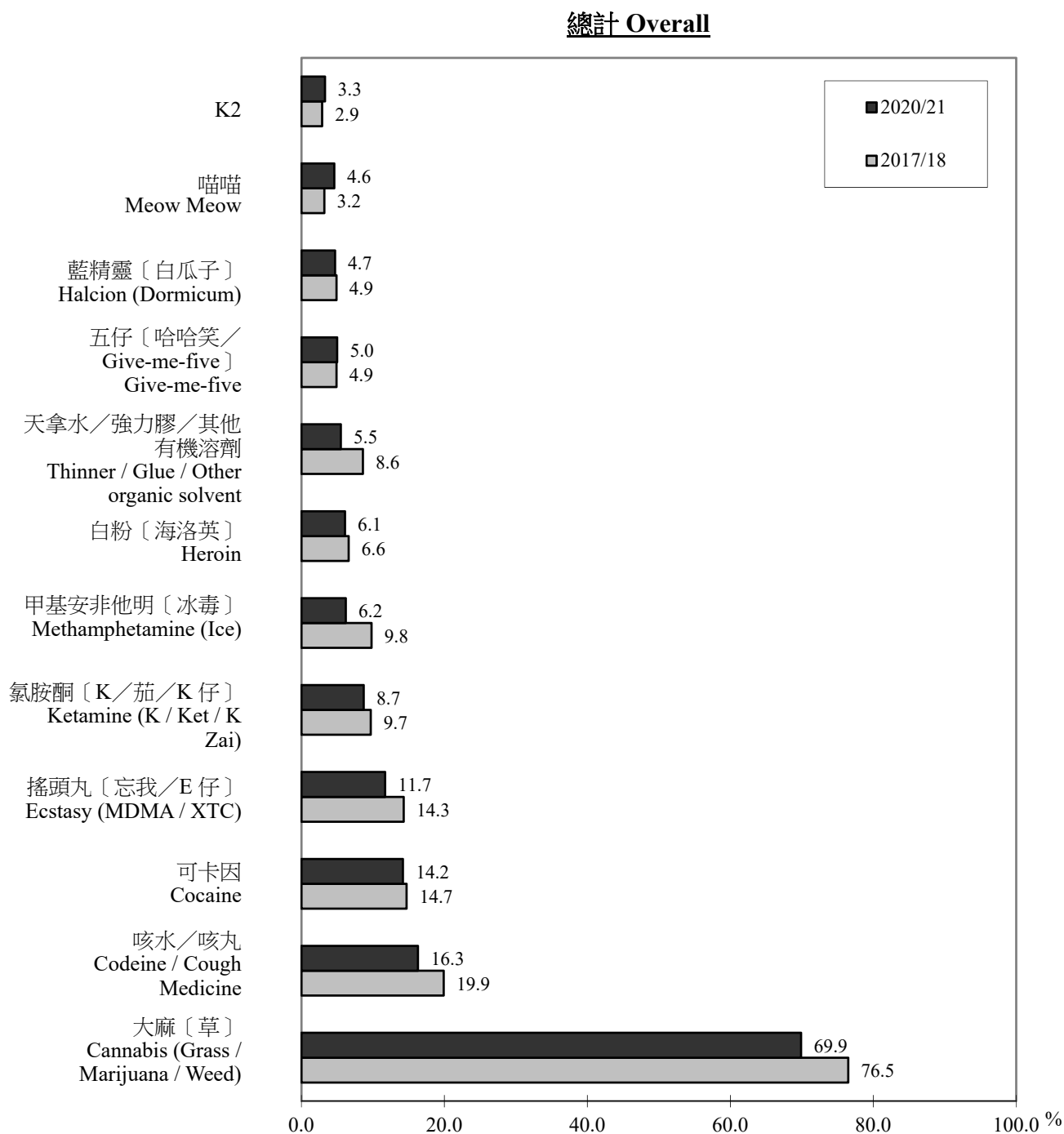
年齡／性別 Age / Sex	總計 Overall		高小 Upper Primary		中學 Secondary		專上 Post-secondary	
	2017/18 (%)	2020/21 (%)	2017/18 (%)	2020/21 (%)	2017/18 (%)	2020/21 (%)	2017/18 (%)	2020/21 (%)
年齡 Age								
10 歲或以下 10 or below	1.2	2.0	1.2	2.0	2.4	2.8		
11-12	1.1	1.4	0.5	0.8				
13-14	2.1	2.2			2.1	2.2	2.0	2.0
15-16	2.6	2.4			2.5	2.4		
17-18	2.7	2.4			3.1	2.7		
19-20	3.0	2.4	***	1.2			3.0	2.4
21-22					4.7	3.9	4.9	4.7
23 歲或以上 23 or above	5.6	5.1					7.5	6.1
合計 Overall	2.5	2.4	0.9	1.5	2.5	2.5	3.9	3.3
性別 Sex								
男 Male	3.1	3.0	1.1	1.7	3.0	2.9	5.5	4.6
女 Female	1.9	1.9	0.6	1.2	2.1	2.0	2.7	2.5
合計 Overall	2.5	2.4	0.9	1.5	2.5	2.5	3.9	3.3

註釋： 1. 百分比是以調查範圍內有提供相關資料的各年齡／性別組別及教育程度的學生為基礎而計算。
2. *** 由於抽樣誤差相對較大，該估計不予公布。為免從總數減去餘數後能得出未有顯示的數字，在有需要時，另一數字亦同時不會顯示。

Notes: 1. Percentages are calculated based on students in the respective age / sex groups and education levels who had provided relevant information.
2. *** Estimates are not released due to relatively large sampling error. When necessary, an additional cell is also suppressed to prevent the deduction of a suppressed cell from the total.

圖 2.4 主要被吸食的毒品種類（按教育程度分組）（2017/18 年及 2020/21 年）

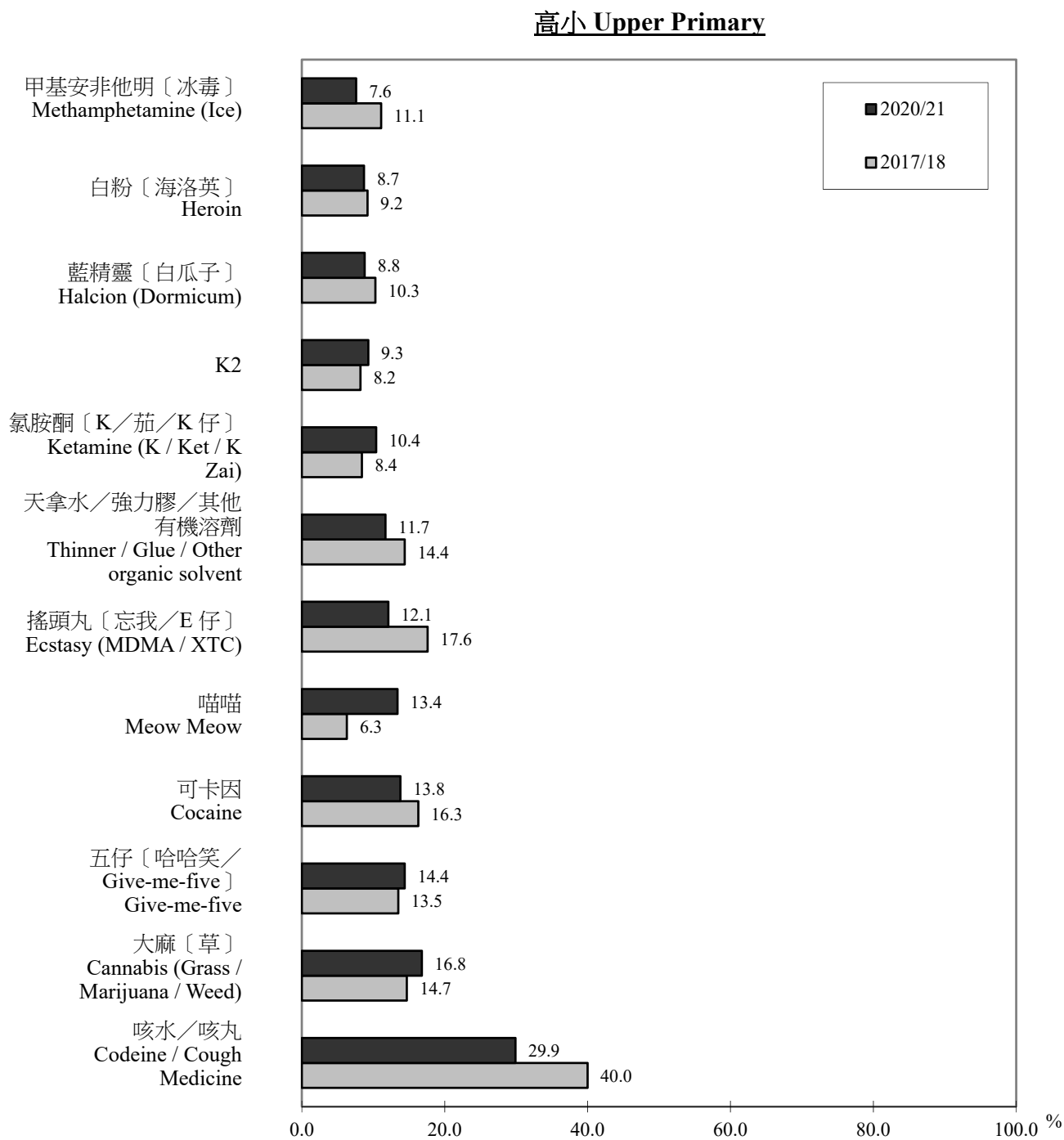
Chart 2.4 Major types of drugs taken by education level, 2017/18 and 2020/21



註釋： 1. 學生可選擇多過一個答案。
2. 百分比是以有提供相關資料的曾吸食毒品的學生為基礎而計算。

Notes: 1. Students were allowed to choose more than one answer.
2. Percentages are calculated based on students who had ever taken drugs, and had provided the relevant information.

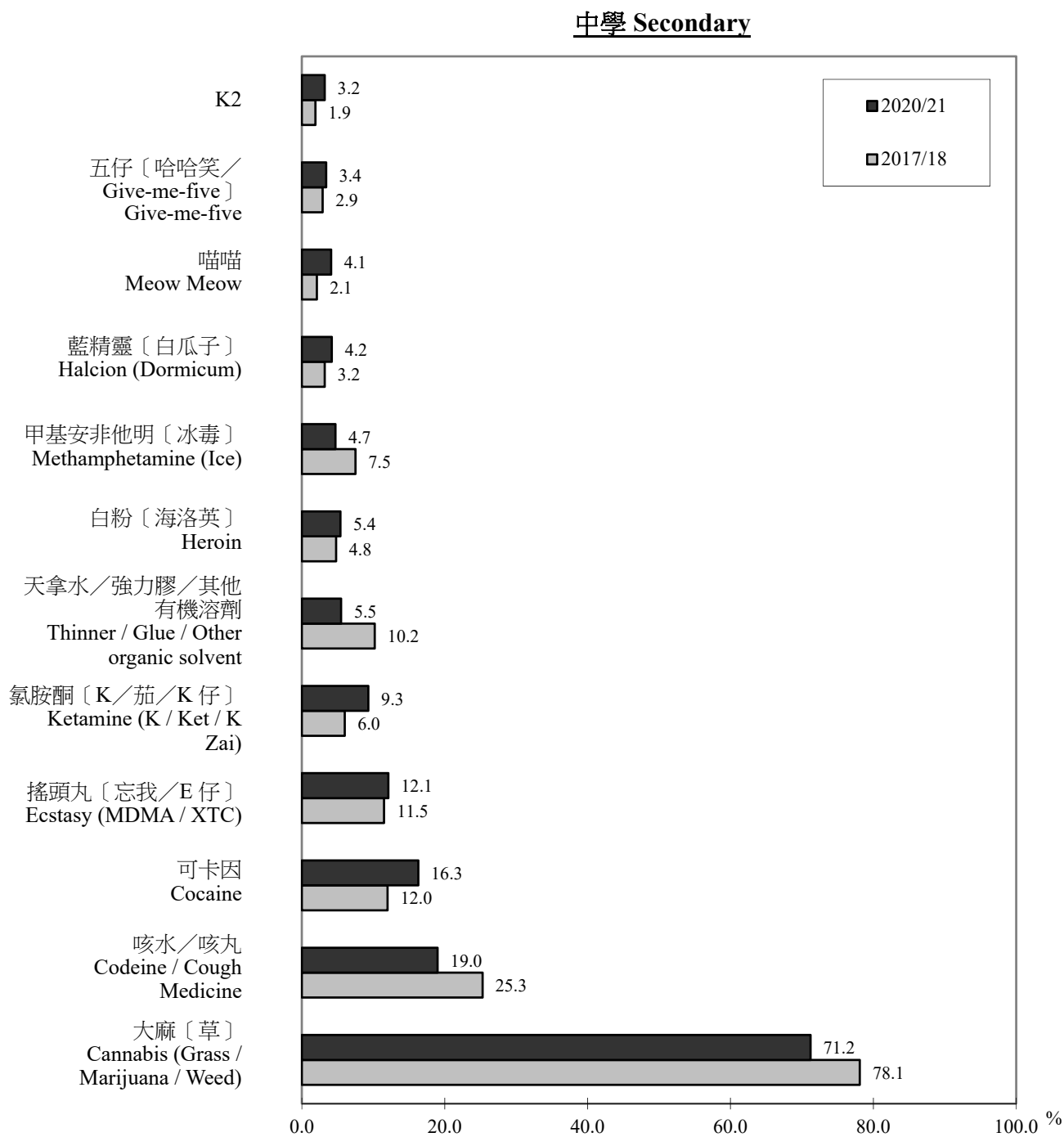
圖 2.4 (續) 主要被吸食的毒品種類 (按教育程度分組) (2017/18 年及 2020/21 年)
 Chart 2.4 (cont'd) Major types of drugs taken by education level, 2017/18 and 2020/21



註釋： 1. 學生可選擇多過一個答案。
 2. 百分比是以有提供相關資料的曾吸食毒品的學生為基礎而計算。

Notes: 1. Students were allowed to choose more than one answer.
 2. Percentages are calculated based on students who had ever taken drugs, and had provided the relevant information.

圖 2.4 (續) 主要被吸食的毒品種類 (按教育程度分組) (2017/18 年及 2020/21 年)
 Chart 2.4 (cont'd) Major types of drugs taken by education level, 2017/18 and 2020/21

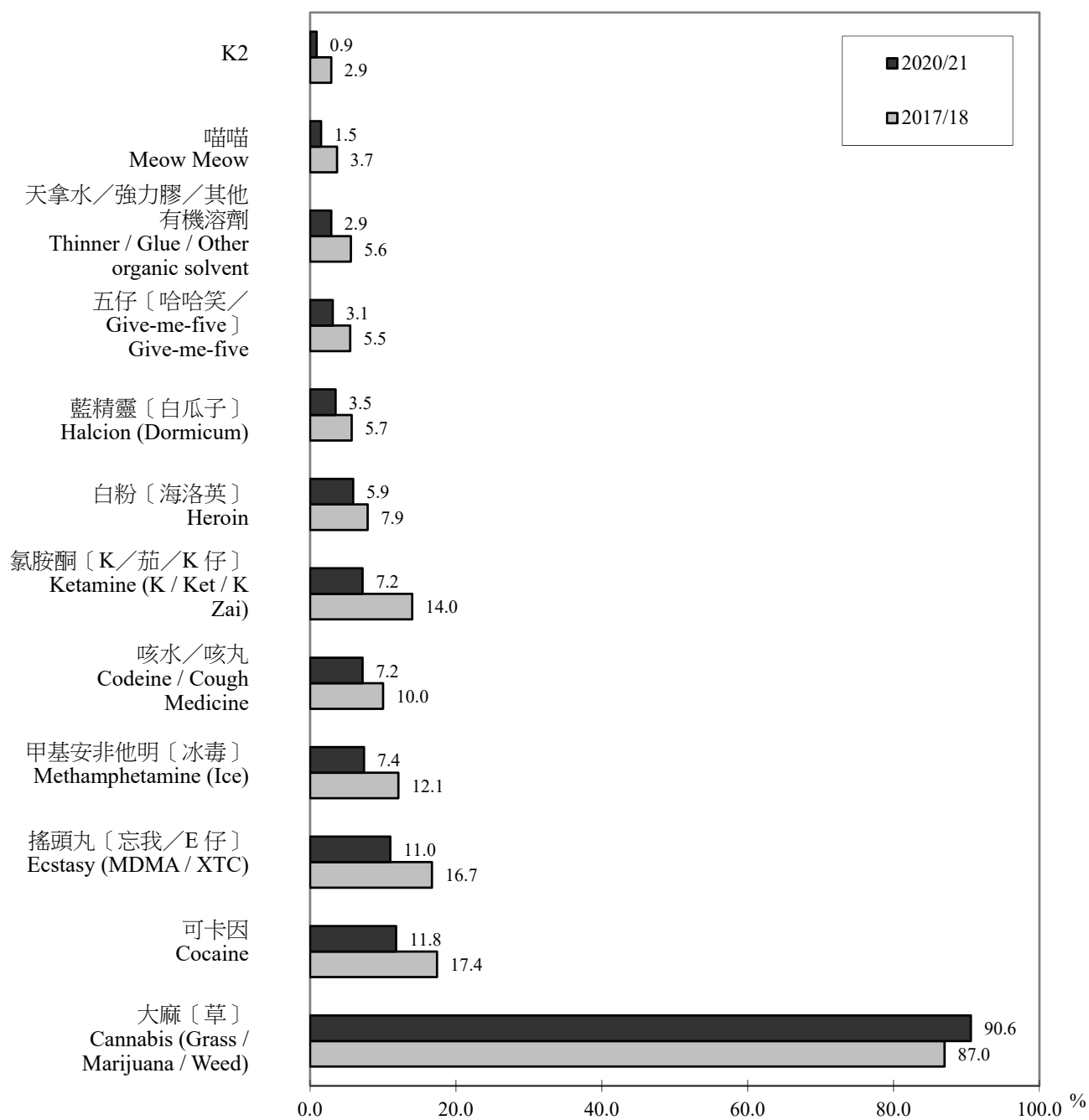


註釋： 1. 學生可選擇多過一個答案。
 2. 百分比是以有提供相關資料的曾吸食毒品的學生為基礎而計算。

Notes: 1. Students were allowed to choose more than one answer.
 2. Percentages are calculated based on students who had ever taken drugs, and had provided the relevant information.

圖 2.4 (續) 主要被吸食的毒品種類 (按教育程度分組) (2017/18 年及 2020/21 年)
 Chart 2.4 (cont'd) Major types of drugs taken by education level, 2017/18 and 2020/21

專上 Post-secondary



註釋： 1. 學生可選擇多過一個答案。
 2. 百分比是以有提供相關資料的曾吸食毒品的學生為基礎而計算。

Notes: 1. Students were allowed to choose more than one answer.
 2. Percentages are calculated based on students who had ever taken drugs, and had provided the relevant information.

表2.3 主要被吸食的毒品種類（按教育程度分組）（2017/18年及2020/21年）

Table 2.3 Major types of drugs taken by education level, 2017/18 and 2020/21

主要的毒品種類 Major types of drugs	總計 Overall		高小 Upper Primary		中學 Secondary		專上 Post-secondary	
	2017/18 (%)	2020/21 (%)	2017/18 (%)	2020/21 (%)	2017/18 (%)	2020/21 (%)	2017/18 (%)	2020/21 (%)
大麻〔草〕 Cannabis (Grass / Marijuana / Weed)	76.5	69.9	14.7	16.8	78.1	71.2	87.0	90.6
咳水／咳丸 Codeine / Cough Medicine	19.9	16.3	40.0	29.9	25.3	19.0	10.0	7.2
可卡因 Cocaine	14.7	14.2	16.3	13.8	12.0	16.3	17.4	11.8
搖頭丸〔忘我／E仔〕 Ecstasy (MDMA / XTC)	14.3	11.7	17.6	12.1	11.5	12.1	16.7	11.0
氯胺酮〔K／茄／K仔〕 Ketamine (K / Ket / K Zai)	9.7	8.7	8.4	10.4	6.0	9.3	14.0	7.2
甲基安非他明〔冰毒〕 Methamphetamine (Ice)	9.8	6.2	11.1	7.6	7.5	4.7	12.1	7.4
白粉〔海洛英〕 Heroin	6.6	6.1	9.2	8.7	4.8	5.4	7.9	5.9
天拿水／強力膠／其他有機溶劑 Thinner / Glue / Other organic solvent	8.6	5.5	14.4	11.7	10.2	5.5	5.6	2.9
五仔〔哈哈笑／Give-me-five〕 Give-me-five	4.9	5.0	13.5	14.4	2.9	3.4	5.5	3.1
藍精靈〔白瓜子〕 Halcion (Dormicum)	4.9	4.7	10.3	8.8	3.2	4.2	5.7	3.5
喵喵 Meow Meow	3.2	4.6	6.3	13.4	2.1	4.1	3.7	1.5
K2	2.9	3.3	8.2	9.3	1.9	3.2	2.9	0.9

註釋： 1. 學生可選擇多過一個答案。
2. 百分比是以有提供相關資料的各教育程度的曾吸食毒品的學生為基礎而計算。

Notes: 1. Students were allowed to choose more than one answer.
2. Percentages are calculated based on students in the respective education levels who had ever taken drugs, and had provided the relevant information.

表2.4 吸食的毒品種類的數目（按性別及教育程度分組）（2017/18年及2020/21年）

Table 2.4 Number of types of drugs taken by sex and education level, 2017/18 and 2020/21

吸食的毒品種類的數目 Number of types of drugs taken	總計 Overall		高小 Upper Primary		中學 Secondary		專上 Post-secondary	
	2017/18 (%)	2020/21 (%)	2017/18 (%)	2020/21 (%)	2017/18 (%)	2020/21 (%)	2017/18 (%)	2020/21 (%)
男 Male								
只有一種 One only	67.4	74.5	69.3	79.1	66.1	66.3	68.0	78.6
超過一種 More than one	32.6	25.5	30.7	20.9	33.9	33.7	32.0	21.4
女 Female								
只有一種 One only	70.7	75.5	58.8	67.6	73.9	74.4	69.7	78.1
超過一種 More than one	29.3	24.5	41.2	32.4	26.1	25.6	30.3	21.9
總計 Overall								
只有一種 One only	68.8	74.9	66.3	74.7	69.3	69.5	68.7	78.4
超過一種 More than one	31.2	25.1	33.7	25.3	30.7	30.5	31.3	21.6

註釋：百分比是以有提供相關資料的各教育程度的曾吸食毒品的學生為基礎而計算。

Note: Percentages are calculated based on students in the respective education levels who had ever taken drugs, and had provided the relevant information.

表2.5 購買毒品的主要金錢來源（按教育程度分組）（2017/18年及2020/21年）（中學或以上的學生）

Table 2.5 Main sources of money for buying drugs by education level, 2017/18 and 2020/21 (Secondary or above students)

主要金錢來源 Main sources of money	總計 Overall		中學 Secondary		專上 Post-secondary	
	2017/18 (%)	2020/21 (%)	2017/18 (%)	2020/21 (%)	2017/18 (%)	2020/21 (%)
免費 Free of charge	50.0	48.6	48.8	48.3	50.9	48.8
零用錢 Pocket money	34.5	34.7	40.4	39.0	30.4	31.9
做合法兼職得來的錢 Earn from doing legal part-time jobs	17.1	24.0	6.3	11.0	24.6	32.8
非法途徑 Illegal sources	11.7	9.9	12.7	16.2	11.0	5.6
偷竊 Stealing	5.9	5.6	7.2	8.9	5.0	3.4
出售毒品 Sell drugs	5.4	4.1	5.2	6.1	5.6	2.7
其他非法途徑 Other illegal sources	4.0	3.3	4.0	5.1	4.0	2.1
援交 Compensated dating	10.8	5.7	7.6	8.0	13.0	4.1
向朋友／同學借來的錢 Borrow from friends / schoolmates	5.2	4.0	9.5	5.5	2.1	2.9
以上之外的其他財政來源 Other sources of money except the above	2.3	3.2	2.8	5.9	2.0	1.3

註釋： 1. 學生可選擇多過一個答案。
2. 百分比是以有提供相關資料的各教育程度的曾吸食毒品的學生為基礎而計算。

Notes: 1. Students were allowed to choose more than one answer.
2. Percentages are calculated based on students in the respective education levels who had ever taken drugs, and had provided the relevant information.

表2.6 通常吸食毒品的地點（按教育程度分組）（2017/18年及2020/21年）

Table 2.6 Usual localities for taking drugs by education level, 2017/18 and 2020/21

通常吸食毒品的地點 Usual localities for taking drugs	總計 Overall		高小 Upper Primary		中學 Secondary		專上 Post-secondary	
	2017/18 (%)	2020/21 (%)	2017/18 (%)	2020/21 (%)	2017/18 (%)	2020/21 (%)	2017/18 (%)	2020/21 (%)
自己家中／朋友家中 Own homes / homes of friends	58.7	60.2	39.5	38.6	59.4	55.9	60.2	67.4
朋友／同學／鄰居家中 Friends' / schoolmates' / neighbours' home	41.8	39.5	10.1	6.8	42.7	37.9	44.3	47.3
自己家中 At home	29.7	33.8	34.8	35.2	28.7	30.5	29.9	35.5
公眾遊樂場／球場／公園／公廁 Public playground / pitch / park / public toilet	20.1	18.8	13.5	12.5	30.6	28.5	13.6	13.9
大廈梯間或大廈的公眾地方／後巷 Staircase or public area in building / back alley	13.3	15.7	***	5.0	18.0	19.4	11.2	15.5
酒吧 Bar (or pub)	14.0	12.1	12.3	8.0	14.3	14.9	14.0	11.2
出租屋／渡假屋／酒店／其他出租地方 Holiday rental resort / rental place / hotel / other rental places	5.9	9.2	7.6	6.4	4.3	7.0	6.8	11.1
沙灘 Beach	9.3	8.0	5.8	6.5	14.7	8.4	5.9	8.1
學校〔包括宿舍〕 School (including dormitory)	12.0	8.0	6.6	5.7	6.8	4.6	16.0	10.6
卡拉OK房 Karaoke room	4.8	5.0	10.7	10.1	3.7	4.3	4.9	4.4
其他樓上娛樂場所〔如樓上咖啡店／書店〕 Other upstairs entertainment venues (e.g. upstairs cafés / bookstores)	4.4	5.0	6.4	4.7	3.7	5.1	4.6	4.9
遊艇 Yacht	5.3	4.6	***	4.6	4.5	5.2	5.9	4.2
其他住宅單位〔如空置單位〕 Other residential flats (e.g. vacant flats)	6.0	4.5	***	3.5	8.7	6.2	4.4	3.7
商場／商店 Shopping mall / retail shop	3.5	3.2	10.4	9.8	2.7	2.2	3.3	2.4
網吧 Internet café / cyber café	3.7	3.1	7.7	8.2	3.6	3.9	3.4	1.6
戲院 Cinema	3.2	2.9	3.4	7.0	2.9	3.6	3.4	1.7
藥房 Pharmacy	2.5	2.7	7.0	9.2	2.8	2.3	1.8	1.6
電子遊戲機中心 Electronic game centre	1.6	2.4	4.4	7.7	1.4	1.8	1.5	1.7
其他地方 Other places	8.3	7.6	19.0	24.6	8.0	10.7	7.4	2.2

註釋： 1. 學生可選擇多過一個答案。
2. 百分比是以有提供相關資料的各教育程度的曾吸食毒品的學生為基礎而計算。
3. *** 由於抽樣誤差相對較大，該估計不予公布。為免從總數減去餘數後能得出未有顯示的數字，在有需要時，另一數字亦同時不會顯示。

Notes: 1. Students were allowed to choose more than one answer.
2. Percentages are calculated based on students in the respective education levels who had ever taken drugs, and had provided the relevant information.
3. *** Estimates are not released due to relatively large sampling error. When necessary, an additional cell is also suppressed to prevent the deduction of a suppressed cell from the total.

表2.7 通常取得毒品的地點（按教育程度分組）（2017/18年及2020/21年）

Table 2.7 Usual localities for obtaining drugs by education level, 2017/18 and 2020/21

通常取得毒品的地點 Usual localities for obtaining drugs	總計 Overall		高小 Upper Primary		中學 Secondary		專上 Post-secondary	
	2017/18 (%)	2020/21 (%)	2017/18 (%)	2020/21 (%)	2017/18 (%)	2020/21 (%)	2017/18 (%)	2020/21 (%)
自己家中／朋友家中 Own homes / homes of friends	50.4	51.9	38.6	34.0	51.4	48.8	51.3	58.9
朋友／同學／鄰居家中 Friends' / schoolmates' / neighbours' home	40.7	40.7	17.0	11.0	41.4	39.9	43.4	49.3
自己家中 At home	13.0	16.1	25.7	24.4	11.8	14.0	12.2	15.2
公眾遊樂場／球場／公園／公廁 Public playground / pitch / park / public toilet	14.0	14.2	7.1	9.5	21.9	19.1	9.4	12.2
大廈梯間或大廈的公眾地方／後巷 Staircase or public area in building / back alley	11.9	12.1	4.4	4.3	13.8	15.3	11.5	12.0
酒吧 Bar (or pub)	10.8	11.7	8.5	9.4	9.9	13.9	11.7	10.8
學校〔包括宿舍〕 School (including dormitory)	11.2	7.0	5.6	6.8	7.7	4.4	14.3	8.8
藥房 Pharmacy	5.4	5.3	9.2	11.8	5.5	4.9	4.9	3.8
其他樓上娛樂場所〔如樓上咖啡店／書店〕 Other upstairs entertainment venues (e.g. upstairs cafés / bookstores)	4.6	5.1	8.3	9.2	3.4	4.4	4.9	4.5
沙灘 Beach	4.5	5.1	4.2	6.8	5.5	4.7	3.8	4.9
其他住宅單位〔如空置單位〕 Other residential flats (e.g. vacant flats)	5.3	5.0	6.2	5.1	5.3	5.0	5.2	5.0
卡拉OK房 Karaoke room	4.7	4.7	16.0	10.8	3.3	3.3	4.2	4.0
商場／商店 Shopping mall / retail shop	4.1	4.6	11.8	6.2	2.6	3.6	4.2	4.9
出租屋／渡假屋／酒店／其他出租地方 Holiday rental resort / rental place / hotel / other rental places	4.1	4.5	5.9	4.4	3.1	3.4	4.5	5.3
遊艇 Yacht	3.9	4.4	5.6	4.2	2.9	5.1	4.4	4.0
網吧 Internet café / cyber café	4.6	3.5	13.0	7.6	3.9	3.1	4.0	2.7
電子遊戲機中心 Electronic game centre	3.3	2.7	5.3	4.8	2.5	2.3	3.6	2.3
戲院 Cinema	3.0	2.4	5.4	5.8	3.0	1.9	2.7	1.8
其他地方 Other places	9.2	9.6	17.4	23.9	9.7	12.4	7.8	3.8

註釋： 1. 學生可選擇多過一個答案。
2. 百分比是以有提供相關資料的各教育程度的曾吸食毒品的學生為基礎而計算。

Notes: 1. Students were allowed to choose more than one answer.
2. Percentages are calculated based on students in the respective education levels who had ever taken drugs, and had provided the relevant information.

表2.8 提供毒品的人（按教育程度分組）（2017/18年及2020/21年）

Table 2.8 Suppliers of drugs by education level, 2017/18 and 2020/21

提供毒品的人 Suppliers of drugs	高小 Upper Primary		中學 Secondary				專上 Post-secondary			
	2017/18 (%) ²	2020/21 (%) ²	首次 First Time		之前30天 Preceding 30 days		首次 First Time		之前30天 Preceding 30 days	
			2017/18 (%) ²	2020/21 (%) ²	2017/18 (%) ³	2020/21 (%) ³	2017/18 (%) ²	2020/21 (%) ²	2017/18 (%) ³	2020/21 (%) ³
朋友 Friends	26.9	23.4	67.5	64.8	60.3	57.8	63.2	73.4	55.9	59.7
朋友 Friends	16.7	12.0	61.1	59.3	51.5	54.2	54.9	64.4	45.3	49.9
男朋友／女朋友 Boyfriend / girlfriend	10.9	7.8	6.7	8.2	14.0	6.7	10.2	7.9	15.5	12.2
網友 Online friends	8.3	8.4	3.5	3.8	9.0	1.9	3.8	4.6	5.5	4.7
同學 Schoolmates	25.1	18.8	26.4	18.0	26.2	15.5	22.9	21.5	15.8	17.7
父母 Parents	20.1	17.1	3.7	7.0	9.4	11.0	5.6	2.8	10.9	4.9
兄弟姊妹 Brothers / sisters	9.4	10.7	4.0	1.7	8.5	6.2	2.5	2.8	3.3	2.7
毒販 Drug dealers	10.5	9.5	8.7	7.1	32.4	36.4	7.7	7.0	28.1	29.6
親戚 Relatives	4.4	7.9	3.6	2.2	6.3	2.7	1.9	2.3	2.2	2.9
鄰居 Neighbours	5.8	6.4	1.0	1.6	6.7	3.6	2.1	1.6	3.3	2.6
朋友的朋友 Friends of friends	9.3	6.0	12.7	14.9	15.1	15.5	15.0	17.2	11.2	8.7
藥房職員 Staff of pharmacies	6.2	6.0	3.6	3.7	7.1	12.0	4.1	2.6	5.4	1.7
娛樂場所工作人員 Staff of entertainment venues	6.0	3.3	2.3	1.3	10.0	2.7	3.4	1.8	4.1	***
兼職同事 Part-time colleagues	4.3	***	1.2	1.5	3.4	2.3	2.5	3.2	4.3	4.0
陌生人／其他人 Strangers / others	31.7	35.1	7.4	9.3	8.1	15.0	6.3	0.7	6.2	***

註釋： 1. 學生可選擇多過一個答案。
2. 百分比是以有提供相關資料的各教育程度的曾吸食毒品的學生為基礎而計算。
3. 百分比是以有提供相關資料的在調查前30天內曾吸食毒品的各教育程度的學生為基礎而計算。
4. *** 由於抽樣誤差相對較大，該估計不予公布。為免從總數減去餘數後能得出未有顯示的數字，在有需要時，另一數字亦同時不會顯示。

Notes: 1. Students were allowed to choose more than one answer.
2. Percentages are calculated based on students in the respective education levels who had ever taken drugs, and had provided the relevant information.
3. Percentages are calculated based on students in the respective education levels who had taken drugs within 30 days preceding survey enumeration, and had provided the relevant information.
4. *** Estimates are not released due to relatively large sampling error. When necessary, an additional cell is also suppressed to prevent the deduction of a suppressed cell from the total.

表2.9 一起吸食毒品的人（按教育程度分組）（2017/18年及2020/21年）（中學或以上的學生）

Table 2.9 Companions of drug-taking by education level, 2017/18 and 2020/21 (Secondary or above students)

一起吸食毒品的人 Companions of drug-taking	總計 Overall		中學 Secondary		專上 Post-secondary	
	2017/18 (%)	2020/21 (%)	2017/18 (%)	2020/21 (%)	2017/18 (%)	2020/21 (%)
朋友 Friends	73.2	76.7	72.7	74.9	73.6	78.0
朋友 <i>Friends</i>	66.6	69.9	69.1	68.1	64.7	71.1
男朋友／女朋友 <i>Boyfriend / girlfriend</i>	18.2	15.2	16.0	15.8	19.8	14.8
網友 <i>Online friends</i>	4.8	5.2	3.2	4.5	6.0	5.7
自己一個人 Alone	22.8	24.4	20.4	18.1	24.5	28.7
同學 Schoolmates	30.0	20.4	34.5	19.6	26.8	21.1
朋友的朋友 Friends of friends	16.3	15.9	17.7	16.9	15.3	15.2
毒販 Drug dealers	6.3	7.3	8.1	10.3	4.9	5.2
父母 Parents	5.4	5.6	5.2	8.7	5.6	3.4
兼職同事 Part-time colleagues	3.4	4.4	1.8	3.0	4.5	5.4
兄弟姊妹 Brothers / sisters	6.4	4.2	7.4	6.7	5.7	2.4
親戚 Relatives	4.7	3.7	4.9	4.0	4.5	3.5
鄰居 Neighbours	3.5	3.3	3.0	3.1	3.8	3.4
陌生人／其他人 Strangers / others	5.1	4.8	7.6	10.4	3.2	0.9

註釋： 1. 學生可選擇多過一個答案。
2. 百分比是以有提供相關資料的各教育程度的曾吸食毒品的學生為基礎而計算。

Notes: 1. Students were allowed to choose more than one answer.
2. Percentages are calculated based on students in the respective education levels who had ever taken drugs, and had provided the relevant information.

表2.10 首次吸食毒品年齡（按教育程度分組）（2017/18年及2020/21年）（中學或以上的學生）

Table 2.10 Age of first drug-taking by education level, 2017/18 and 2020/21 (Secondary or above students)

首次吸食毒品年齡 Age of first drug-taking	總計 Overall		中學 Secondary		專上 Post-secondary	
	2017/18 (%)	2020/21 (%)	2017/18 (%)	2020/21 (%)	2017/18 (%)	2020/21 (%)
10歲或以下 10 or below	7.9	6.8	6.3	8.2	9.7	5.0
11-12	1.7	2.1	2.1	3.2	1.3	0.6
13-14	8.6	6.2	12.3	9.6	4.6	1.9
15-16	16.8	14.8	22.9	16.8	10.0	12.4
17-18	11.1	13.6			18.1	23.6
19-20	10.8	12.6	4.8	5.9	22.3	28.3
21歲或以上 21 or above	6.4	7.4			13.5	16.7
記不起 Forgot	36.7	36.5	51.6	56.3	20.4	11.4
總計 Total	100.0	100.0	100.0	100.0	100.0	100.0
中位數 Median	16.1	16.8	14.8	14.6	18.1	18.6

註釋：百分比是以有提供相關資料的各教育程度的曾吸食毒品的學生為基礎而計算。

Note: Percentages are calculated based on students in the respective education levels who had ever taken drugs, and had provided the relevant information.

表2.11 吸食毒品的原因（按教育程度分組）（2017/18年及2020/21年）

Table 2.11 Reasons for taking drugs by education level, 2017/18 and 2020/21

吸食毒品的原因 Reasons for taking drugs	高小 Upper Primary		中學 Secondary				專上 Post-secondary			
			首次 First Time		之前30天 Preceding 30 days		首次 First Time		之前30天 Preceding 30 days	
	2017/18 (%) ²	2020/21 (%) ²	2017/18 (%) ²	2020/21 (%) ²	2017/18 (%) ³	2020/21 (%) ³	2017/18 (%) ²	2020/21 (%) ²	2017/18 (%) ³	2020/21 (%) ³
好奇 Curiosity	44.8	31.3	73.4	62.3	13.9	19.0	61.2	65.1	17.3	11.7
逃避不开心或不安的感覺 To get away from depression / anxiety	16.9	15.5	17.4	19.7	30.9	31.5	19.1	23.5	26.0	32.9
減肥 To lose weight	11.4	11.4	3.3	6.6	8.7	12.7	7.2	2.6	12.5	4.8
止痛 To kill pain	15.1	11.1	7.4	7.9	12.5	17.7	9.0	8.3	15.4	12.8
受朋輩影響 Friends' influence	19.0	10.8	25.9	29.4	15.4	17.4	27.0	27.6	17.3	18.3
避免因沒有服食藥物時而感到不適 To avoid discomfort of drugs absence	10.6	10.1	3.0	4.5	10.5	14.4	4.6	2.6	11.6	7.8
尋求刺激 To seek excitement	10.1	8.6	26.0	25.7	41.2	42.5	28.4	30.7	27.8	24.7
解悶／消磨時間 Feeling bored / nothing else to do / killing time	13.6	7.8	12.7	18.8	23.6	35.4	17.2	17.4	28.4	31.3
減輕壓力 To get away from stress	16.5	6.8	20.8	20.0	39.8	44.9	24.6	30.4	38.6	46.0
炫耀 To show off	8.6	6.3	4.4	6.3	14.7	9.8	7.1	3.9	11.9	5.5
跟潮流 To be cool	5.8	6.2	7.6	8.8	12.1	12.2	10.2	6.4	11.6	5.1
提神 To keep myself awake and focused	8.5	5.8	3.9	8.5	15.6	14.1	9.0	7.4	18.0	11.6
其他原因 Other reasons	16.1	25.4	5.6	10.4	8.5	13.9	4.7	1.0	5.3	***

- 註釋：
1. 學生可選擇多過一個答案。
 2. 百分比是以有提供相關資料的各教育程度的曾吸食毒品的學生為基礎而計算。
 3. 百分比是以有提供相關資料的在調查前 30 天內曾吸食毒品的各教育程度的學生為基礎而計算。
 4. *** 由於抽樣誤差相對較大，該估計不予公布。為免從總數減去餘數後能得出未有顯示的數字，在有需要時，另一數字亦同時不會顯示。

- Notes:
1. Students were allowed to choose more than one answer.
 2. Percentages are calculated based on students in the respective education levels who had ever taken drugs, and had provided the relevant information.
 3. Percentages are calculated based on students in the respective education levels who had taken drugs within 30 days preceding survey enumeration, and had provided the relevant information.
 4. *** Estimates are not released due to relatively large sampling error. When necessary, an additional cell is also suppressed to prevent the deduction of a suppressed cell from the total.

表2.12 吸食毒品學生的估計人數和所佔比例(按居住地區及教育程度分組)(2017/18年及2020/21年)

Table 2.12 Estimated number and proportion of drug-taking students by residential district and by education level, 2017/18 and 2020/21

居住地區 Residential district	總計 Overall		高小 Upper Primary		中學 Secondary		專上 Post-secondary	
	2017/18	2020/21	2017/18	2020/21	2017/18	2020/21	2017/18	2020/21
	No. (%)	No. (%)	No. (%)	No. (%)	No. (%)	No. (%)	No. (%)	No. (%)
中西區 Central and Western	1 160 (5.0)	1 000 (4.7)	50 (0.8)	50 (1.1)	430 (4.4)	510 (5.2)	690 (9.0)	430 (7.0)
灣仔區 Wan Chai	770 (7.1)	530 (5.6)	30 (1.0)	60 (2.5)	550 (9.5)	270 (5.5)	200 (8.4)	210 (9.1)
東區 Eastern	810 (1.7)	860 (2.0)	80 (0.6)	120 (1.0)	300 (1.4)	480 (2.4)	430 (3.3)	260 (2.2)
南區 Southern	1 520 (6.2)	1 010 (4.2)	*** (***)	50 (0.8)	1 230 (9.6)	780 (6.3)	270 (4.8)	180 (3.4)
油尖旺區 Yau Tsim Mong	620 (2.6)	710 (3.0)	40 (0.8)	80 (1.5)	220 (1.9)	240 (2.1)	360 (5.0)	390 (5.3)
深水埗區 Sham Shui Po	810 (2.1)	680 (1.8)	80 (0.9)	110 (1.1)	330 (1.8)	270 (1.4)	390 (3.8)	300 (3.0)
九龍城區 Kowloon City	1 030 (2.9)	760 (1.8)	110 (1.1)	210 (1.8)	250 (1.8)	190 (1.0)	670 (5.6)	360 (3.5)
黃大仙區 Wong Tai Sin	710 (1.6)	740 (2.3)	110 (1.2)	130 (1.7)	270 (1.1)	270 (1.9)	330 (2.8)	340 (3.2)
觀塘區 Kwun Tong	1 200 (1.7)	1 300 (1.9)	90 (0.6)	220 (1.3)	620 (1.8)	520 (1.5)	490 (2.4)	560 (2.8)
葵青區 Kwai Tsing	740 (1.6)	890 (2.0)	90 (0.8)	90 (0.9)	350 (1.6)	540 (2.6)	300 (2.3)	260 (2.0)
荃灣區 Tsuen Wan	460 (1.7)	710 (2.5)	60 (0.8)	110 (1.6)	220 (1.7)	350 (2.7)	190 (2.5)	250 (3.2)
屯門區 Tuen Mun	1 050 (2.3)	740 (1.6)	120 (1.1)	160 (1.3)	440 (2.1)	280 (1.3)	490 (3.6)	310 (2.6)
元朗區 Yuen Long	1 490 (2.3)	1 840 (2.9)	200 (1.3)	290 (1.7)	770 (2.6)	950 (3.3)	520 (2.8)	600 (3.5)
北區 North	800 (2.7)	540 (1.5)	80 (1.1)	100 (1.1)	520 (3.7)	280 (1.5)	200 (2.4)	170 (2.0)
大埔區 Tai Po	720 (2.8)	680 (2.5)	80 (1.6)	100 (1.3)	360 (2.7)	370 (2.7)	280 (3.7)	210 (3.4)
沙田區 Sha Tin	1 040 (1.6)	1 520 (2.3)	90 (0.5)	210 (1.2)	370 (1.2)	710 (2.2)	580 (3.2)	590 (3.7)
西貢區 Sai Kung	1 240 (2.6)	830 (2.0)	40 (0.4)	90 (0.9)	520 (2.3)	310 (1.7)	680 (4.6)	440 (3.3)
離島 Islands	750 (4.7)	550 (3.0)	50 (1.4)	50 (1.2)	440 (5.3)	220 (2.4)	270 (5.9)	280 (6.1)
全港總計 Overall Hong Kong	17 200 (2.5)	16 810 (2.4)	1 490 (0.9)	2 670 (1.5)	8 310 (2.5)	7 930 (2.4)	7 400 (3.8)	6 210 (3.4)
中國內地／澳門 Mainland China / Macao	610 (4.3)	510 (4.2)	70 (0.9)	60 (8.5)	190 (4.9)	220 (10.3)	350 (11.8)	230 (2.5)

註釋： 1. 百分比是以有提供相關資料的各教育程度的曾吸食毒品的學生為基礎而計算。

2. 由於部分學生沒有提供他們的住處，因此全港的學生數目不能從所有居住地區相加所得。

3. *** 由於抽樣誤差相對較大，該估計不予公布。為免從總數減去餘數後能得出未有顯示的數字，在有需要時，另一數字亦同時不會顯示。

Notes: 1. Percentages are calculated based on students in the respective education levels who had ever taken drugs, and had provided the relevant information.

2. As some of the students did not report their area of residence, hence the sum of all residential districts cannot add up to the overall figure of Hong Kong.

3. *** Estimates are not released due to relatively large sampling error. When necessary, an additional cell is also suppressed to prevent the deduction of a suppressed cell from the total.

表2.13 曾否在香港以外地方吸食毒品及曾在香港以外吸食毒品的地方（按教育程度分組）
（2017/18 年及 2020/21 年）

Table 2.13 Whether took drugs outside Hong Kong and places of drug-taking outside Hong Kong by education level, 2017/18 and 2020/21

曾否在香港以外地方吸食毒品 ² / 曾在香港以外吸食毒品的地方 Whether took drugs outside Hong Kong ² / Places of drug-taking outside Hong Kong	總計 Overall		高小 Upper Primary		中學 Secondary		專上 Post-secondary	
	2017/18 (%)	2020/21 (%)	2017/18 (%)	2020/21 (%)	2017/18 (%)	2020/21 (%)	2017/18 (%)	2020/21 (%)
沒有 No	60.8	75.0			70.3	83.4	50.1	64.2
有，那些地方 ³ 是... Yes, the places ³ were...	39.2	25.0			29.7	16.6	49.9	35.8
中國內地 / 澳門 Mainland China / Macao	30.4	29.0			28.0	44.6	32.0	19.6
深圳 Shenzhen	17.2	19.3			15.3	25.2	18.5	15.7
廣州 Guangzhou	10.3	12.5			9.3	18.4	10.9	9.0
東莞 Dongguan	9.9	12.3	N.A.	N.A.	7.6	19.4	11.4	8.1
珠海 Zhuhai	9.6	11.4			8.1	17.6	10.6	7.7
澳門 Macao	9.1	11.1			9.9	18.0	8.6	7.0
其他中國內地城市 Other cities in Mainland China	7.1	8.3			9.9	17.6	5.3	2.7
海外地區 Overseas	70.8	79.0			71.9	70.0	70.1	84.3

- 註釋：
- 除了選項「沒有」外，學生可選擇多過一個答案。
 - 百分比是以有提供相關資料的各教育程度的曾吸食毒品的學生為基礎而計算。
 - 百分比是以各教育程度的曾在香港以外的地方吸食毒品並有提供相關資料的曾吸食毒品的學生為基礎而計算。
 - N.A. 高小學生在相應的調查中沒有被問及此題。

- Notes:
- Except the option "No", students were allowed to choose more than one answer.
 - Percentages are calculated based on students in the respective education levels who had ever taken drugs, and had provided the relevant information.
 - Percentages are calculated based on students under the respective education levels who had ever taken drugs and taken drugs in places outside Hong Kong, and had provided the relevant information.
 - N.A. Upper primary students were not asked this question in the corresponding Surveys.

表2.14 曾否因為吸食毒品問題而向他人求助及給予最大幫助的人（按教育程度分組）
（2017/18年及2020/21年）

Table 2.14 Whether sought help from others in dealing with problems resulting from taking drugs and persons who gave the greatest help by education level, 2017/18 and 2020/21

曾否向他人求助 ¹ / 給予最大幫助的人 Whether sought help from others ¹ / Persons who gave the greatest help	總計 Overall		高小 Upper Primary		中學 Secondary		專上 Post-secondary	
	2017/18 (%)	2020/21 (%)	2017/18 (%)	2020/21 (%)	2017/18 (%)	2020/21 (%)	2017/18 (%)	2020/21 (%)
沒有 No	87.8	85.8	68.9	60.5	90.3	89.4	89.0	92.7
有，給予最大幫助的人 ² 是... Yes, persons who gave the greatest help ² were...	12.2	14.2	31.1	39.5	9.7	10.6	11.0	7.3
朋友 Friends	33.2	29.1	21.6	19.3	41.5	42.5	32.0	28.3
朋友 Friends	19.2	18.4	10.0	11.5	25.8	25.5	18.2	22.3
男朋友 / 女朋友 Boyfriend / girlfriend	10.4	8.0	9.0	6.5	10.1	11.9	11.5	***
網友 Online friends	3.6	2.7	***	***	5.7	5.1	2.2	***
父母 Parents	17.0	15.5	34.7	23.6	7.1	8.6	16.4	***
社工 Social workers	12.0	10.5	3.5	3.0	11.1	10.0	17.9	30.1
學校社工 School social workers	1.9	4.8	***	***	2.7	8.2	***	***
外展社工 / 輔導員 Outreaching social workers / counsellors	5.0	3.8	***	***	***	***	10.7	17.7
戒毒機構社工 / 輔導員 Social workers / counsellors in drug treatment organizations	5.1	1.9	***	***	6.1	1.1	5.3	6.3
同學 Schoolmates	11.8	10.3	16.4	14.9	15.4	4.5	5.5	10.2
致電「186 186」或發訊息到 Whatsapp ／ 微信「98 186 186」禁毒熱線 Call "186 186" or use Whatsapp / WeChat "98 186 186" Anti-drug Hotlines	N.A.	4.9	N.A.	4.8	N.A.	7.5	N.A.	***
醫生及醫護人員 Doctors and medical staff	4.8	4.6	***	3.2	5.0	***	6.5	10.1
老師 Teachers	4.5	4.1	***	5.7	8.8	4.3	2.1	***
兄弟姊妹 Brothers / sisters	1.9	4.0	***	4.7	***	***	***	***
其他親人〔如長輩〕 Other relatives (e.g. seniors)	2.9	3.1	***	***	3.2	***	***	***
警方的學校聯絡主任 Police School Liaison Officer	3.7	2.7	***	5.7	***	***	4.9	***
神職人員 / 教牧人員 Clergies / churchmen	4.2	2.4	***	***	***	4.7	8.4	***
其他人 Others	4.0	8.8	4.8	10.7	5.7	10.9	1.8	***

註釋： 1. 百分比是以有提供相關資料的各教育程度的曾吸食毒品學生為基礎而計算。
2. 百分比是以有提供相關資料的各教育程度的曾因為吸食毒品問題而向他人求助的曾吸食毒品學生為基礎而計算。
3. *** 由於抽樣誤差相對較大，該估計不予公布。為免從總數減去餘數後能得出未有顯示的數字，在有需要時，另一數字亦同時不會顯示。
4. N.A. 在2017/18調查中，學生沒有被問到這問題。

Notes: 1. Percentages are calculated based on students under the respective education levels who had ever taken drugs, and had provided the relevant information.
2. Percentages are calculated based on students under the respective education levels who had ever taken drugs and sought help from others in dealing with problems resulting from taking drugs, and had provided the relevant information.
3. *** Estimates are not released due to relatively large sampling error. When necessary, an additional cell is also suppressed to prevent the deduction of a suppressed cell from the total.
4. N.A. Students were not asked this question in the 2017/18 Survey.

表2.15 曾否嘗試停止吸食毒品或戒毒及其原因（按吸食毒品的學生類型及教育程度分組）
（2017/18年及2020/21年）（中學或以上的學生）

Table 2.15 Whether attempted to stop taking drugs or give up drugs and the respective reasons by type of drug-taking students and by education level, 2017/18 and 2020/21 (Secondary or above students)

曾否嘗試停止吸食毒品或戒毒 ² / 其原因 Whether attempted to stop taking drugs or give up drugs ² / Respective reasons	總計 Overall		中學 Secondary		專上 Post-secondary	
	2017/18 (%)	2020/21 (%)	2017/18 (%)	2020/21 (%)	2017/18 (%)	2020/21 (%)
曾吸食毒品的學生 Lifetime drug-taking students						
未曾嘗試停止吸食毒品或戒毒，原因 ³ 是... Never attempted to stop taking drugs or give up drugs, reasons ³ were...	57.2	51.7	59.6	51.7	55.1	51.8
我不覺得自己已經上癮 <i>I do not think I am addicted</i>	75.4	76.8	77.9	66.1	73.3	84.3
我不認為吸食毒品會對身體造成嚴重損害 <i>I do not think using drugs is harmful to health</i>	27.6	33.3	20.6	27.8	33.6	37.1
我很喜歡吸食毒品後的感覺 <i>I like the feeling that drugs give me</i>	33.7	24.1	31.8	23.9	35.4	24.3
我的朋友仍有吸食毒品 <i>My friends are still using drugs</i>	11.8	10.4	10.8	13.9	12.7	8.0
我的家人不知道 / 沒有阻止我 <i>My family did not know / stop me</i>	10.0	9.9	10.7	14.0	9.4	7.0
戒毒很辛苦 <i>It is hard to give up drugs</i>	7.7	4.9	6.8	7.9	8.4	2.8
其他原因 <i>Other reasons</i>	7.6	8.4	11.0	18.9	4.7	***
曾嘗試停止吸食毒品或戒毒，原因 ⁴ 是... Having attempted to stop taking drugs or give up drugs, reasons ⁴ were...	42.8	48.3	40.4	48.3	44.9	48.2
吸毒影響我的健康 <i>Using drugs affected my health</i>	39.9	37.3	42.6	39.5	37.8	35.5
吸毒是犯法的，我怕被拘捕 <i>I was afraid of getting arrested as using drugs is illegal</i>	30.0	28.6	33.9	31.2	27.0	26.3
吸毒影響我的學業 <i>Using drugs affected my study</i>	25.2	21.3	33.4	27.8	19.0	15.6
吸毒影響我的日常生活 <i>Using drugs affected my daily life</i>	23.9	21.0	26.8	21.7	21.8	20.4
吸毒影響我的家庭 <i>Using drugs affected my family</i>	17.8	14.5	23.6	17.4	13.5	11.8
我沒有足夠金錢 <i>I did not have enough money</i>	11.4	13.5	10.9	16.3	11.7	11.0
吸毒影響我與朋友的關係 <i>Using drugs affected my relationship with friends</i>	16.1	12.8	21.3	16.2	12.1	9.8
男朋友 / 女朋友不喜歡 <i>My boyfriend / girlfriend did not like it</i>	11.2	11.3	13.9	14.7	9.1	8.3
其他原因 <i>Other reasons</i>	29.1	29.6	24.5	25.7	32.6	33.0

曾否嘗試停止吸食毒品或戒毒 ² / 其原因 Whether attempted to stop taking drugs or give up drugs ² / Respective reasons	總計 Overall		中學 Secondary		專上 Post-secondary	
	2017/18 (%)	2020/21 (%)	2017/18 (%)	2020/21 (%)	2017/18 (%)	2020/21 (%)
30 天內曾吸食毒品的學生 30-day drug-taking students						
未曾嘗試停止吸食毒品或戒毒，原因 ³ 是... Never attempted to stop taking drugs or give up drugs, reasons ³ were...	78.1	67.7	76.7	64.6	79.2	70.6
我不覺得自己已經上癮 <i>I do not think I am addicted</i>	65.3	68.0	71.7	62.0	60.8	72.7
我不認為吸食毒品會對身體造成嚴重損害 <i>I do not think using drugs is harmful to health</i>	37.2	42.7	31.9	38.1	40.8	46.4
我很喜歡吸食毒品後的感覺 <i>I like the feeling that drugs give me</i>	52.8	40.0	53.5	35.3	52.3	43.8
我的朋友仍有吸食毒品 <i>My friends are still using drugs</i>	17.1	17.3	13.4	23.2	19.7	12.5
我的家人不知道 / 沒有阻止我 <i>My family did not know / stop me</i>	13.2	14.9	15.4	19.4	11.7	11.3
戒毒很辛苦 <i>It is hard to give up drugs</i>	13.5	7.6	12.4	12.4	14.3	3.7
其他原因 <i>Other reasons</i>	6.7	10.0	8.5	20.6	5.5	***
曾嘗試停止吸食毒品或戒毒，原因 ⁴ 是... Having attempted to stop taking drugs or give up drugs, reasons ⁴ were...	21.9	32.3	23.3	35.4	20.8	29.4
吸毒影響我的健康 <i>Using drugs affected my health</i>	42.0	46.7	46.4	48.2	38.4	44.9
吸毒影響我的學業 <i>Using drugs affected my study</i>	32.0	30.7	43.9	37.6	22.6	22.6
吸毒是犯法的，我怕被拘捕 <i>I was afraid of getting arrested as using drugs is illegal</i>	26.4	19.4	29.2	21.8	24.2	16.6
我沒有足夠金錢 <i>I did not have enough money</i>	14.7	19.4	16.4	18.8	13.3	20.0
吸毒影響我的日常生活 <i>Using drugs affected my daily life</i>	32.0	17.5	35.6	15.1	29.2	20.4
男朋友 / 女朋友不喜歡 <i>My boyfriend / girlfriend did not like it</i>	17.2	16.5	17.3	14.2	17.1	19.2
吸毒影響我與朋友的關係 <i>Using drugs affected my relationship with friends</i>	21.0	12.1	35.6	18.1	9.3	***
吸毒影響我的家庭 <i>Using drugs affected my family</i>	20.6	8.6	29.0	8.3	13.9	9.0
其他原因 <i>Other reasons</i>	17.3	17.5	15.7	17.4	18.6	17.7

- 註釋：
- 除了選項「沒有」外，學生可選擇多過一個答案。
 - 百分比是以有提供相關資料的不同吸食毒品情況及各教育程度的學生為基礎而計算。
 - 百分比是以有提供相關資料，並表示未曾嘗試停止吸食毒品或戒毒的不同吸食毒品情況及各教育程度的學生為基礎而計算。
 - 百分比是以有提供相關資料，並表示曾嘗試停止吸食毒品或戒毒的不同吸食毒品情況及各教育程度的學生為基礎而計算。
 - *** 由於抽樣誤差相對較大，該估計不予公布。為免從總數減去餘數後能得出未有顯示的數字，在有需要時，另一數字亦同時不會顯示。

- Notes:
- Except the option "No", students were allowed to choose more than one answer.
 - Percentages are calculated based on the students in the respective drug use status groups and education levels, who had provided the relevant information.
 - Percentages are calculated based on the students in the respective drug use status groups and education levels who had not attempted to stop taking drugs or give up drugs, and had provided the relevant information.
 - Percentages are calculated based on the students in the respective drug use status groups and education levels who had attempted to stop taking drugs or give up drugs, and had provided the relevant information.
 - *** Estimates are not released due to relatively large sampling error. When necessary, an additional cell is also suppressed to prevent the deduction of a suppressed cell from the total.

3. 不曾吸食毒品的學生接觸毒品的風險和所得的禁毒資訊

Exposure to risk of drugs and anti-drug messages among non-drug-taking students

表3.1 不曾吸食毒品的學生曾否獲提供毒品及毒品提供者(按教育程度分組)(2017/18年及2020/21年)

Table 3.1 Whether non-drug-taking students had been offered drugs and the offering persons by education level, 2017/18 and 2020/21

曾否獲提供毒品 ² / 毒品提供者 Whether been offered drugs ² / Offering persons	總計 Overall		高小 Upper Primary		中學 Secondary		專上 Post-secondary	
	2017/18 (%)	2020/21 (%)	2017/18 (%)	2020/21 (%)	2017/18 (%)	2020/21 (%)	2017/18 (%)	2020/21 (%)
沒有 No	97.9	97.8	98.5	98.2	98.1	98.0	97.1	97.3
有，提供者 ³ 是... Yes, the offering persons ³ were...	2.1	2.2	1.5	1.8	1.9	2.0	2.9	2.7
朋友 Friends	48.1	47.8	33.2	29.4	51.7	50.4	51.3	56.3
朋友 Friends	42.6	41.9	20.4	17.7	47.4	46.3	47.9	51.7
網友 Online friends	6.8	6.9	17.5	13.8	4.8	5.8	3.9	4.0
男朋友/女朋友 Boyfriend / girlfriend	3.3	3.1	4.2	3.1	3.2	2.5	2.9	3.8
同學 Schoolmates	27.2	27.8	20.1	15.6	27.8	28.4	29.8	34.7
朋友的朋友 Friends of friends	22.0	20.2	14.9	8.5	23.2	22.0	23.9	25.4
毒販 Drug dealers	18.7	16.4	41.4	31.5	16.3	16.0	10.7	7.3
娛樂場所工作人員 Staff of entertainment venues	6.2	3.9	9.0	5.8	4.9	2.6	6.1	4.3
鄰居 Neighbours	4.2	3.1	13.7	8.2	2.9	1.9	1.3	1.4
親戚 Relatives	4.1	3.0	14.3	6.2	2.4	2.2	1.1	1.9
父母 Parents	2.7	2.9	11.4	12.0	1.1	0.6	0.3	***
兼職同事 Part-time colleagues	3.2	2.4	6.2	3.3	1.8	1.9	3.1	2.6
兄弟姊妹 Brothers / sisters	2.0	2.2	6.7	6.1	0.9	1.1	1.0	1.0
陌生人/其他人 Strangers / others	11.7	12.1	12.9	24.4	12.6	12.3	10.1	4.3

- 註釋： 1. 學生可選擇多於一個答案。
2. 百分比是以有提供相關資料的不曾吸食毒品的各教育程度的學生為基礎而計算。
3. 百分比是以有提供相關資料，並曾獲提供毒品的不曾吸食毒品的各教育程度的學生為基礎而計算。
4. *** 由於抽樣誤差相對較大，該估計不予公布。為免從總數減去餘數後能得出未有顯示的數字，在有需要時，另一數字亦同時不會顯示。

- Notes: 1. Students were allowed to choose more than one answer.
2. Percentages are calculated based on non-drug-taking students in the respective education levels who had provided the relevant information.
3. Percentages are calculated based on non-drug-taking students in the respective education levels who had been offered drugs, and had provided the relevant information.
4. *** Estimates are not released due to relatively large sampling error. When necessary, an additional cell is also suppressed to prevent the deduction of a suppressed cell from the total.

表3.2 不曾吸食毒品的學生曾否獲提供毒品及提供毒品的地點（按教育程度分組）
（2017/18年及2020/21年）

Table 3.2 Whether non-drug-taking students had been offered drugs and localities of offer by education level, 2017/18 and 2020/21

曾否獲提供毒品 ² / 提供毒品予學生的地點 Whether been offered drugs ² / Localities of offer	總計 Overall		高小 Upper Primary		中學 Secondary		專上 Post-secondary	
	2017/18 (%)	2020/21 (%)	2017/18 (%)	2020/21 (%)	2017/18 (%)	2020/21 (%)	2017/18 (%)	2020/21 (%)
沒有 No	98.0	97.9	98.5	98.1	98.3	98.1	97.1	97.3
有，提供地點 ³ 是... Yes, localities of offer ³ were...	2.0	2.1	1.5	1.9	1.7	1.9	2.9	2.7
公眾遊樂場 / 球場 / 公園 / 公廁 Public playground / pitch / park / public toilet	27.1	24.5	27.8	24.3	35.9	32.5	18.2	15.0
朋友 / 同學 / 鄰居家中 Friends' / schoolmates' / neighbours' home	23.1	21.8	14.9	7.1	23.7	19.9	26.3	34.0
酒吧 Bar (or pub)	22.2	17.6	19.6	12.6	19.7	16.1	25.9	22.6
大廈梯間或大廈的公眾地方 / 後巷 Staircase or public area in building / back alley	14.9	14.7	18.9	13.6	18.5	18.7	9.6	10.8
學校〔包括宿舍〕 School (including dormitory)	14.5	13.0	7.3	4.9	10.3	11.5	22.0	20.4
卡拉OK房 Karaoke room	10.9	8.2	23.5	14.3	6.5	6.4	9.4	6.2
自己家中 At home	7.2	8.1	18.2	18.6	3.0	3.8	6.2	6.3
沙灘 Beach	8.7	6.5	8.9	5.7	13.2	9.7	4.2	3.3
出租屋 / 渡假屋 / 酒店 / 其他出租 地方 Holiday rental resort / rental place / hotel / other rental places	6.0	5.9	11.0	7.0	4.2	4.3	5.5	7.1
商場 / 商店 Shopping mall / retail shop	5.3	5.9	11.5	10.3	4.7	6.3	3.0	2.5
網吧 Internet café / cyber café	7.0	5.6	15.6	9.4	6.1	5.7	3.9	2.8
其他住宅單位〔如空置單位〕 Other residential flats (e.g. vacant flats)	5.5	5.0	10.2	5.8	4.1	4.7	4.8	4.9
其他樓上娛樂場所〔如樓上咖啡店 / 書店〕 Other upstairs entertainment venues (e.g. upstairs cafes / bookstores)	5.6	4.5	10.2	6.8	4.5	3.6	4.5	4.0
電子遊戲機中心 Electronic game centre	5.5	3.5	15.3	8.0	3.8	2.5	2.7	1.7
遊艇 Yacht	5.0	2.8	8.3	3.9	5.4	2.4	3.1	2.5
藥房 Pharmacy	4.4	2.3	15.1	6.5	2.4	1.0	1.4	0.9
戲院 Cinema	2.7	1.7	7.7	3.1	2.4	1.9	0.6	***
其他地點 Other places	8.0	11.1	6.2	20.9	9.1	11.3	7.7	4.3

- 註釋：1. 學生可選擇多於一個答案。
2. 百分比是以有提供相關資料的不曾吸食毒品的各教育程度的學生為基礎而計算。
3. 百分比是以有提供相關資料，並曾獲提供毒品的不曾吸食毒品的各教育程度的學生為基礎而計算。
4. *** 由於抽樣誤差相對較大，該估計不予公布。為免從總數減去餘數後能得出未有顯示的數字，在有需要時，另一數字亦同時不會顯示。

- Notes: 1. Students were allowed to choose more than one answer.
2. Percentages are calculated based on non-drug-taking students in the respective education levels who had provided the relevant information.
3. Percentages are calculated based on non-drug-taking students in the respective education levels who had been offered drugs, and had provided the relevant information.
4. *** Estimates are not released due to relatively large sampling error. When necessary, an additional cell is also suppressed to prevent the deduction of a suppressed cell from the total.

表3.3 令不曾吸食毒品的學生遠離毒品的因素（按教育程度分組）（2017/18年及2020/21年）（中學或以上的學生）

Table 3.3 Factors that kept non-drug-taking students away from drugs by education level, 2017/18 and 2020/21 (Secondary or above students)

令學生遠離毒品的因素 Factors that kept students away from drugs	總計 Overall		中學 Secondary		專上 Post-secondary	
	2017/18 (%)	2020/21 (%)	2017/18 (%)	2020/21 (%)	2017/18 (%)	2020/21 (%)
我害怕吸毒所帶來的後果 I am afraid of the consequences of using drugs	84.9	86.6	83.0	83.5	88.1	91.9
吸食毒品會損害健康 <i>Drugs are harmful to health</i>	74.4	76.2	70.8	71.2	80.3	84.9
藏有毒品是違法的 <i>Possessing drugs is illegal</i>	62.1	61.1	60.7	59.0	64.3	64.8
我害怕上癮 <i>I will get addicted to drugs</i>	53.1	56.9	49.4	52.4	59.1	64.8
我害怕連累家人 <i>My family will be implicated</i>	48.2	50.6	48.8	50.4	47.1	50.8
我害怕影響學業 <i>My study will be affected</i>	46.8	49.4	47.3	48.9	46.0	50.2
我害怕影響外表 <i>My appearance will be affected</i>	45.1	47.1	42.1	42.9	50.2	54.3
其他後果 <i>Other consequences</i>	8.8	7.9	9.1	8.6	8.3	6.9
我不喜歡吸毒者的形象 I do not like the image of drug-takers	61.1	62.4	58.1	58.6	66.0	69.0
其他人的影響 Influence of others	59.6	57.3	59.6	55.6	59.4	60.2
父母／兄弟姊妹的影響 <i>Influence of parents / brothers and sisters</i>	47.2	44.9	47.4	44.3	47.0	45.9
老師的影響 <i>Influence of teachers</i>	31.3	31.4	31.8	30.0	30.3	33.9
非吸食毒品朋友的影響 <i>Influence of non-drug-taking friends</i>	28.0	27.8	28.3	26.6	27.4	29.9
傳媒／偶像的影響 <i>Influence of media / celebrities</i>	24.3	25.3	22.4	21.7	27.4	31.3
有其他比吸食毒品更有趣的事情可做 There are more interesting things to do other than using drugs	50.9	50.7	49.7	47.5	53.0	56.3
我有堅強的意志力去抵抗吸毒 I have strong will power to resist drugs	48.8	47.2	46.8	44.0	52.2	52.6
其他因素 Other factors	2.4	3.1	2.5	4.3	2.2	1.1

註釋： 1. 學生可選擇多於一個答案。
2. 百分比是以有提供相關資料的不曾吸食毒品的各教育程度的學生為基礎而計算。

Notes: 1. Students were allowed to choose more than one answer.
2. Percentages are calculated based on the students in the respective education levels who had never taken drugs, and had provided the relevant information.

表3.4 不曾吸食毒品的學生拒絕毒品的的方法(按教育程度分組)(2017/18年及2020/21年)
(中學或以上的學生)

Table 3.4 Methods used to refuse drugs among non-drug-taking students by education level, 2017/18 and 2020/21 (Secondary or above students)

拒絕毒品的方法 Methods used to refuse drugs	總計 Overall		中學 Secondary		專上 Post-secondary	
	2017/18 (%)	2020/21 (%)	2017/18 (%)	2020/21 (%)	2017/18 (%)	2020/21 (%)
我直接地拒絕 I refused directly myself	75.5	72.7	73.8	67.0	77.4	79.8
找藉口拒絕 I refused with an excuse	21.0	23.2	22.0	23.7	20.1	22.6
我即時離開 I left immediately	15.3	16.1	17.6	18.9	12.8	12.5
我裝作聽不到，轉換了話題或提議做其他事 I pretended that I did not know of the offer and I changed the topic or suggested doing something else	11.6	11.3	13.2	12.6	10.0	9.7
在場的朋友助我拒絕 My friends helped me refuse at the scene	6.7	7.3	8.2	9.2	5.1	5.0
我向其他人尋求協助〔如報警〕 I sought help from others (e.g. called the police)	3.3	1.2	3.7	1.5	2.9	0.9
其他方法 By other methods	1.0	3.7	1.4	6.6	0.5	***

- 註釋：
1. 學生可選擇多於一個答案。
 2. 百分比是以有提供相關資料，並曾獲提供毒品的各教育程度的不曾吸食毒品的學生為基礎而計算。
 3. *** 由於抽樣誤差相對較大，該估計不予公布。為免從總數減去餘數後能得出未有顯示的數字，在有需要時，另一數字亦同時不會顯示。

- Notes:
1. Students were allowed to choose more than one answer.
 2. Percentages are calculated based on the students in the respective education levels who had been offered drugs, yet had never taken drugs, and had provided the relevant information.
 3. *** Estimates are not released due to relatively large sampling error. When necessary, an additional cell is also suppressed to prevent the deduction of a suppressed cell from the total.

表3.5 不曾吸食毒品的學生得知好友吸食毒品後會做的事情（按教育程度分組）
（2017/18年及2020/21年）

Table 3.5 Things to do if realised that close friends were taking drugs among non-drug-taking students by education level, 2017/18 and 2020/21

得知好友吸食毒品後會做的事情 Things to do if realised that close friends were taking drugs	總計 Overall		高小 Upper Primary		中學 Secondary		專上 Post-secondary	
	2017/18 (%)	2020/21 (%)	2017/18 (%)	2020/21 (%)	2017/18 (%)	2020/21 (%)	2017/18 (%)	2020/21 (%)
勸他／她不要吸毒／鼓勵他／她戒毒 Tell them not to take drugs / encourage them to quit drugs	73.7	67.5	77.5	68.5	71.4	65.0	74.1	71.0
直接與他／她對話了解情況 Ask them why they take drugs	45.9	44.8	31.3	32.6	46.6	44.5	58.0	56.9
鼓勵他／她向其他人〔如社工〕尋求協助 Tell them to seek help from others (e.g. social workers)	42.4	41.1	39.3	32.8	42.0	40.5	46.0	49.9
告訴老師 Tell teachers	24.9	23.4	50.6	45.3	21.8	20.9	6.8	6.8
告訴社工 Tell social workers	23.1	20.1	36.3	28.5	23.2	20.5	11.1	11.2
告訴他／她的父母 Tell their parents	21.3	21.9	50.1	48.3	14.9	15.9	6.0	7.1
告訴我自己的父母 Tell my parents	19.1	19.9	35.1	35.7	15.6	16.9	10.3	9.9
致電「186 186」或發訊息到WhatsApp／微信「98 186 186」禁毒熱線 Call “186 186” or use WhatsApp / WeChat “98 186 186” Anti-drug Hotlines	N.A.	16.6	N.A.	29.7	N.A.	12.9	N.A.	10.4
疏遠他／她或絕交 Stay away from them / break off relationships	16.9	15.8	19.2	16.5	16.0	15.2	16.5	16.2
報警 Call the police	11.7	11.5	20.6	20.1	9.2	9.6	7.8	6.6
不知怎麼做 Do not know what to do	9.1	10.6	4.3	5.5	10.4	12.2	11.4	12.8
裝作不知道／甚麼也不做 Pretend I do not know / do nothing	9.1	10.3	5.0	5.5	10.6	12.2	10.3	11.6
其他 Others	0.4	1.1	0.3	2.0	0.4	1.2	0.4	0.2

註釋： 1. 學生可選擇多於一個答案。
2. 百分比是以有提供相關資料的各教育程度的不曾吸食毒品的學生為基礎而計算。
3. N.A. 在2017/18調查中，學生沒有被問到這問題。

Notes: 1. Students were allowed to choose more than one answer.
2. Percentages are calculated based on the students in the respective education levels who had never taken drugs, and had provided the relevant information.
3. N.A. Students were not asked this question in the 2017/18 Survey.

表3.6 如果有機會，不曾吸食毒品的學生會否嘗試勸人戒毒及其原因（按教育程度分組）
（2017/18年及2020/21年）（中學或以上的學生）

Table 3.6 Whether would try to persuade drug-takers to give up drugs if there was a chance and the respective reasons among non-drug-taking students by education level, 2017/18 and 2020/21 (Secondary or above students)

會否嘗試勸人戒毒 ² ／其原因 Whether would try to persuade drug-takers to give up drugs ² / Respective reasons	總計 Overall		中學 Secondary		專上 Post-secondary	
	2017/18 (%)	2020/21 (%)	2017/18 (%)	2020/21 (%)	2017/18 (%)	2020/21 (%)
不會嘗試勸身邊的人戒毒，原因 ³ 是... Would not try to persuade drug-takers to give up drugs, reasons ³ were...	30.2	24.1	32.5	28.7	26.2	16.1
我身邊沒有吸毒的人 <i>I do not know anyone who uses drugs</i>	70.7	77.1	74.0	80.4	63.9	67.0
我不懂得如何勸他／她 <i>I do not know how to persuade them</i>	39.3	21.8	36.4	18.5	45.5	32.1
我覺得他／她不會理會我 <i>I think they will ignore me</i>	30.1	19.7	29.6	17.4	31.2	26.9
我對吸毒沒有認識 <i>I do not know much about drug use</i>	17.7	11.6	16.9	10.7	19.5	14.2
其他原因 <i>Other reasons</i>	6.9	7.4	6.7	7.1	7.4	8.3
會嘗試勸身邊的人戒毒，原因 ⁴ 是... Would try to persuade drug-takers to give up drugs, reasons ⁴ were...	69.8	75.9	67.5	71.3	73.8	83.9
我擔心他／她的健康 <i>I am worried about their health</i>	90.3	92.9	89.5	92.3	91.4	93.8
我擔心他／她的精神狀況 <i>I am worried about their mental conditions</i>	73.0	75.0	74.0	76.0	71.5	73.6
我擔心他／她的學業及前途 <i>I am worried about their studies and future</i>	64.1	62.0	68.2	65.9	57.7	56.1
其他原因 <i>Other reasons</i>	3.0	2.2	3.3	2.9	2.6	1.2

- 註釋： 1. 學生可選擇多於一個答案。
2. 百分比是以有提供相關資料的各教育程度的不曾吸食毒品的學生為基礎而計算。
3. 百分比是以有提供相關資料，並表示不會嘗試勸人戒毒的各教育程度的不曾吸食毒品的學生為基礎而計算。
4. 百分比是以有提供相關資料，並表示會嘗試勸人戒毒的各教育程度的不曾吸食毒品的學生為基礎而計算。

- Notes: 1. Students were allowed to choose more than one answer.
2. Percentages are calculated based on the students in the respective education levels who had never taken drugs, and had provided the relevant information.
3. Percentages are calculated based on the students in the respective education levels who had never taken drugs, had indicated that they would not try to persuade drug-takers to quit drugs, and had provided the relevant information.
4. Percentages are calculated based on the students in the respective education levels who had never taken drugs, had indicated that they would try to persuade drug-takers to quit drugs, and had provided the relevant information.

表3.7 不曾吸食毒品的學生曾否接觸禁毒資訊及禁毒訊息的主要資訊來源（按教育程度分組）（2017/18年及2020/21年）

Table 3.7 Whether ever come across anti-drug messages and main sources of anti-drug messages among non-drug-taking students by education level, 2017/18 and 2020/21

曾否接觸禁毒資訊 ² ／ 禁毒訊息的主要資訊來源 Whether ever come across anti-drug messages ² / Main sources of anti-drug messages	總計 Overall		高小 Upper Primary		中學 Secondary		專上 Post-secondary	
	2017/18 (%)	2020/21 (%)	2017/18 (%)	2020/21 (%)	2017/18 (%)	2020/21 (%)	2017/18 (%)	2020/21 (%)
沒有 No	11.8	18.5	21.6	34.7	8.2	14.7	8.9	9.6
有，主要的資訊來源 ³ 是... Yes, main sources ³ were...	88.2	81.5	78.4	65.3	91.8	85.3	91.1	90.4
學校課程 School curriculum / materials	71.2	70.3	63.1	56.5	74.1	73.6	72.6	74.4
禁毒講座 Anti-drug talks	76.8	67.6	61.5	39.4	84.5	75.9	75.7	73.5
電視，收音機及報紙等大眾傳播媒介 Mass media such as TV, radio, newspaper, etc.	69.7	65.1	65.8	61.2	67.6	61.7	76.2	73.5
互聯網／智能手機／平板電腦〔包括應 用程式／電郵／Blog／討論區／ YouTube〕 The Internet / smartphone / tablet computer (including apps / email / blog / discussion forums / YouTube)	44.6	46.1	42.3	45.4	44.9	45.9	46.1	46.8
禁毒宣傳海報 Anti-drug posters	53.6	45.7	50.9	40.0	54.6	45.5	54.2	50.1
宣傳單張／展板／小冊子 Anti-drug leaflets / billboards / pamphlets	40.1	33.1	37.5	27.0	42.2	34.4	38.7	35.3
禁毒活動〔如禁毒話劇／嘉年華會〕 Anti-drug activities (e.g. anti-drug dramas / carnivals)	31.9	27.2	25.6	15.0	34.3	27.7	32.7	34.9
親人〔如父母／兄弟姊妹／長輩〕 Relatives (e.g. parents / brothers / sisters / seniors)	26.9	22.4	33.0	26.4	29.0	24.5	18.4	16.0
書本 Books	17.6	16.8	27.2	24.1	17.0	16.9	11.1	11.8
同學／朋友 Schoolmates / friends	13.1	11.2	14.6	10.4	13.8	12.7	10.6	9.4
志願青少年機構 NGOs (voluntary youth agencies)	10.5	8.8	8.6	4.7	10.6	8.4	11.7	12.4
香港賽馬會藥物資訊天地 The Hong Kong Jockey Club Drug InfoCentre	10.3	7.0	10.3	5.5	11.6	7.1	8.2	7.8
其他 Other sources	0.4	0.8	0.6	1.7	0.3	0.7	0.2	0.1

註釋：1. 學生可選擇多於一個答案。

2. 百分比是以有提供相關資料的不曾吸食毒品的各教育程度的學生為基礎而計算。

3. 百分比是以有提供相關資料，並曾接觸禁毒資訊的不曾吸食毒品的各教育程度的學生為基礎而計算。

Notes: 1. Students were allowed to choose more than one answer.

2. Percentages are calculated based on the non-drug-taking students in the respective education levels who had provided the relevant information.

3. Percentages are calculated based on the non-drug-taking students in the respective education levels who had come across anti-drug messages, and had provided the relevant information.

表3.8 不曾吸食毒品的學生曾否參與禁毒活動及曾參與的禁毒活動（按教育程度分組）
（2017/18年及2020/21年）

Table 3.8 Whether ever participated in anti-drug activities and anti-drug activities ever participated among non-drug-taking students by education level, 2017/18 and 2020/21

曾否參與禁毒活動 ² / 曾參與的禁毒活動 Whether ever participated in anti-drug activities ² / Anti-drug activities ever participated	總計 Overall		高小 Upper Primary		中學 Secondary		專上 Post-secondary	
	2017/18 (%)	2020/21 (%)	2017/18 (%)	2020/21 (%)	2017/18 (%)	2020/21 (%)	2017/18 (%)	2020/21 (%)
沒有 No	38.4	51.0	49.8	69.4	35.9	47.2	32.2	39.9
有，曾參與的禁毒活動 ³ 是... Yes, anti-drug activities ever participated ³ were...	61.6	49.0	50.2	30.6	64.1	52.8	67.8	60.1
研討會 / 講座 Seminars / talks	77.9	77.4	71.7	62.8	83.3	80.8	73.4	79.2
課堂活動〔如專題研習〕 Classroom activities (e.g. project work)	39.9	41.2	32.8	37.4	40.2	39.3	44.2	46.1
禁毒話劇 / 綜藝表演 / 音樂會 Anti-drug dramas / variety shows / concerts	27.6	25.3	25.8	20.4	27.7	24.5	28.7	28.9
電子或網上遊戲 / 短片 / 網劇 Electronic or online games / video clips / online dramas	22.4	19.6	29.4	31.4	22.6	19.5	17.3	14.1
比賽〔如音樂 / 標語創作 / 話劇 / 短片 製作〕 Competitions (e.g. music / slogan- making / dramas / producing video clips)	19.8	12.9	20.2	14.3	22.1	13.3	15.8	11.6
電影欣賞 Movies	14.8	12.2	13.0	10.6	15.3	11.5	15.0	13.9
嘉年華會 Carnivals	13.4	9.3	14.9	9.5	13.4	8.7	12.5	10.1
參觀〔如戒毒所〕 Visits (e.g. rehabilitation / treatment centres)	10.8	7.1	12.7	8.5	10.4	6.7	10.2	6.9
戶外活動 Outdoor activities	7.4	6.5	10.5	7.7	6.5	6.1	6.9	6.5
義務工作 Voluntary work	7.6	6.1	7.6	5.7	6.6	5.1	9.2	7.7
其他 Others	0.3	0.5	0.4	1.4	0.3	0.5	0.2	0.1

- 註釋： 1. 學生可選擇多於一個答案。
2. 百分比是以有提供相關資料的不曾吸食毒品的各教育程度的學生為基礎而計算。
3. 百分比是以有提供相關資料，並曾參與禁毒活動的不曾吸食毒品的各教育程度的學生為基礎而計算。

- Notes: 1. Students were allowed to choose more than one answer.
2. Percentages are calculated based on the non-drug-taking students in the respective education levels who had provided the relevant information.
3. Percentages are calculated based on the non-drug-taking students in the respective education levels who had participated in anti-drug activities, and had provided the relevant information.

表3.9 最喜歡由誰傳遞禁毒資訊（按教育程度分組）（2017/18年及2020/21年）

Table 3.9 Most preferred person to provide anti-drug information by education level, 2017/18 and 2020/21

最喜歡由誰傳遞禁毒資訊 Most preferred person to provide anti-drug information	總計 Overall		高小 Upper Primary		中學 Secondary		專上 Post-secondary	
	2017/18 (%)	2020/21 (%)	2017/18 (%)	2020/21 (%)	2017/18 (%)	2020/21 (%)	2017/18 (%)	2020/21 (%)
所有學生 All students								
已戒毒人士 Ex-drug abusers	N.A.	40.3	N.A.	26.4	N.A.	43.7	N.A.	47.9
父母 Parents	N.A.	13.0	N.A.	25.4	N.A.	10.7	N.A.	4.8
老師 Teachers	N.A.	9.3	N.A.	10.6	N.A.	8.7	N.A.	9.1
醫生及醫護人員 Doctors and medical staff	N.A.	8.9	N.A.	6.7	N.A.	7.9	N.A.	12.6
電視／電影明星或流行歌手 TV / movie stars or pop singers	N.A.	7.9	N.A.	4.5	N.A.	8.8	N.A.	9.7
朋友／同學 Friends / schoolmates	N.A.	5.7	N.A.	4.8	N.A.	6.5	N.A.	5.3
社工 Social workers	N.A.	5.0	N.A.	2.9	N.A.	5.8	N.A.	5.7
著名運動員 Famous athletes	N.A.	3.7	N.A.	10.6	N.A.	1.3	N.A.	1.2
政府官員 Government officials	N.A.	2.0	N.A.	2.7	N.A.	1.4	N.A.	2.5
其他親人〔如兄弟姊妹／長輩〕 Other relatives (e.g. brothers / sisters / seniors)	N.A.	1.7	N.A.	2.9	N.A.	1.5	N.A.	0.8
其他 Others	N.A.	2.5	N.A.	2.5	N.A.	3.6	N.A.	0.4
曾吸食毒品的學生 Drug-taking students								
已戒毒人士 Ex-drug abusers	N.A.	31.5	N.A.	16.9	N.A.	34.4	N.A.	36.4
朋友／同學 Friends / schoolmates	N.A.	15.1	N.A.	6.5	N.A.	15.5	N.A.	19.9
父母 Parents	N.A.	9.1	N.A.	16.0	N.A.	9.3	N.A.	4.7
著名運動員 Famous athletes	N.A.	9.1	N.A.	33.0	N.A.	3.3	N.A.	2.5
醫生及醫護人員 Doctors and medical staff	N.A.	6.7	N.A.	4.4	N.A.	3.8	N.A.	12.0
電視／電影明星或流行歌手 TV / movie stars or pop singers	N.A.	5.5	N.A.	1.7	N.A.	5.9	N.A.	7.2
社工 Social workers	N.A.	5.0	N.A.	2.8	N.A.	5.9	N.A.	5.0
老師 Teachers	N.A.	4.0	N.A.	4.5	N.A.	4.8	N.A.	2.5
政府官員 Government officials	N.A.	2.8	N.A.	2.6	N.A.	1.5	N.A.	4.6
其他親人〔如兄弟姊妹／長輩〕 Other relatives (e.g. brothers / sisters / seniors)	N.A.	2.8	N.A.	1.7	N.A.	2.7	N.A.	3.5
其他 Others	N.A.	8.4	N.A.	10.0	N.A.	12.8	N.A.	1.7

最喜歡由誰傳遞禁毒資訊 Most preferred person to provide anti-drug information	總計 Overall		高小 Upper Primary		中學 Secondary		專上 Post-secondary	
	2017/18 (%)	2020/21 (%)	2017/18 (%)	2020/21 (%)	2017/18 (%)	2020/21 (%)	2017/18 (%)	2020/21 (%)
不曾吸食毒品的學生 Non-drug taking students								
已戒毒人士 Ex-drug abusers	43.8	40.4	29.7	26.6	46.9	43.9	50.9	48.2
父母 Parents	14.7	13.0	32.6	25.5	11.5	10.7	4.5	4.8
老師 Teachers	8.2	9.4	9.4	10.7	7.6	8.8	8.1	9.3
醫生及醫護人員 Doctors and medical staff	8.1	8.9	7.1	6.7	6.8	8.0	11.0	12.6
電視／電影明星或流行歌手 TV / movie stars or pop singers	9.4	8.0	5.8	4.6	10.8	8.9	10.2	9.7
朋友／同學 Friends / schoolmates	5.0	5.5	4.6	4.8	5.3	6.3	4.6	5.0
社工 Social workers	4.9	5.0	3.8	2.9	5.2	5.8	5.2	5.7
著名運動員 Famous athletes	1.7	3.6	1.0	10.3	2.0	1.3	1.7	1.2
政府官員 Government officials	1.8	2.0	2.4	2.7	1.4	1.4	1.8	2.4
其他親人〔如兄弟姊妹／長輩〕 Other relatives (e.g. brothers / sisters / seniors)	1.3	1.7	2.6	2.9	1.1	1.5	0.7	0.8
其他 Others	1.2	2.4	1.0	2.3	1.4	3.5	1.2	0.4

註釋： 1. 百分比是以有提供相關資料的各吸食毒品與否及教育程度的學生為基礎而計算。

2. N.A. 在 2017/18 年調查中，曾吸食毒品的學生沒有被問到這問題。

Notes: 1. Percentages are calculated based on the students in the respective drug use status groups and education levels who had provided the relevant information.

2. N.A. Drug-taking students were not asked this question in the 2017/18 Survey.

4. 對吸食毒品的態度及相關因素

Attitudes towards drug-taking and associated factors

表4.1 是否接受別人吸食毒品（按吸食毒品與否及教育程度分組）（2017/18年及2020/21年）

Table 4.1 Whether it was okay for people to take drugs by drug use status and by education level, 2017/18 and 2020/21

是否接受別人吸食毒品 ¹ Whether it was okay for people to take drugs ¹	總計 Overall		高小 Upper Primary		中學 Secondary		專上 Post-secondary	
	2017/18 (%)	2020/21 (%)	2017/18 (%)	2020/21 (%)	2017/18 (%)	2020/21 (%)	2017/18 (%)	2020/21 (%)
所有學生 All students								
不接受 ² It was not okay ²	94.5	93.5	98.2	97.4	94.3	93.3	91.7	90.3
任何人吸食毒品 For anyone to use drugs	88.1	88.3	93.2	92.5	87.2	86.5	85.0	87.3
我的家人／男、女朋友吸食毒品，但我接受其他人定期吸毒／有吸食毒品的習慣 For my family members / boyfriend or girlfriend to use drugs, but it is okay for other people to use drugs on a regular basis or as a habit	11.9	11.7	6.8	7.5	12.8	13.5	15.0	12.7
接受別人 ³ ... It was okay for people to ³ ...	5.5	6.5	1.8	2.6	5.7	6.7	8.3	9.7
有吸食毒品的習慣 Use drugs on a regular basis or as a habit	50.5	32.6	54.2	38.4	46.9	34.9	53.8	28.4
在某些情況下〔如在派對裡、不開心時〕吸食毒品 Use drugs in a specific occasion (e.g. at parties or when feeling unhappy)	49.5	67.4	45.8	61.6	53.1	65.1	46.2	71.6
曾吸食毒品的學生 Drug-taking students								
不接受 ² It was not okay ²	52.3	51.1	86.2	82.8	61.9	63.2	36.4	25.9
任何人吸食毒品 For anyone to use drugs	74.7	75.8	88.4	81.9	81.3	80.5	57.4	55.1
我的家人／男、女朋友吸食毒品，但我接受其他人定期吸毒／有吸食毒品的習慣 For my family members / boyfriend or girlfriend to use drugs, but it is okay for other people to use drugs on a regular basis or as a habit	25.3	24.2	11.6	18.1	18.7	19.5	42.6	44.9
接受別人 ³ ... It was okay for people to ³ ...	47.7	48.9	13.8	17.2	38.1	36.8	63.6	74.1
有吸食毒品的習慣 Use drugs on a regular basis or as a habit	45.4	38.5	50.6	50.6	35.0	41.0	51.9	36.1
在某些情況下〔如在派對裡、不開心時〕吸食毒品 Use drugs in a specific occasion (e.g. at parties or when feeling unhappy)	54.6	61.5	49.4	49.4	65.0	59.0	48.1	63.9

是否接受別人吸食毒品 ¹ Whether it was okay for people to take drugs ¹	總計 Overall		高小 Upper Primary		中學 Secondary		專上 Post-secondary	
	2017/18 (%)	2020/21 (%)	2017/18 (%)	2020/21 (%)	2017/18 (%)	2020/21 (%)	2017/18 (%)	2020/21 (%)
	不曾吸食毒品的學生 Non-drug-taking students							
不接受 ² It was not okay ²	95.6	94.5	98.3	97.6	95.1	94.0	94.0	92.6
任何人吸食毒品 <i>For anyone to use drugs</i>	88.3	88.5	93.3	92.6	87.3	86.6	85.4	87.6
我的家人／男、女朋友吸食毒品，但我接受其他人定期吸毒／有吸食毒品的習慣 <i>For my family members / boyfriend or girlfriend to use drugs, but it is okay for other people to use drugs on a regular basis or as a habit</i>	11.7	11.5	6.7	7.4	12.7	13.4	14.6	12.4
接受別人 ³ ... It was okay for people to ³ ...	4.4	5.5	1.7	2.4	4.9	6.0	6.0	7.4
有吸食毒品的習慣 <i>Use drugs on a regular basis or as a habit</i>	51.8	31.3	54.5	37.3	49.3	34.0	54.6	25.8
在某些情況下〔如在派對裡、不開心時〕吸食毒品 <i>Use drugs in a specific occasion (e.g. at parties or when feeling unhappy)</i>	48.2	68.7	45.5	62.7	50.7	66.0	45.4	74.2

- 註釋：
1. 百分比是以有提供相關資料的各吸食毒品與否及教育程度的學生為基礎而計算。
 2. 百分比是以有提供相關資料，並不接受別人吸食毒品的各吸食毒品與否及教育程度的學生為基礎而計算。
 3. 百分比是以有提供相關資料，並接受別人吸食毒品的各吸食毒品與否及教育程度的學生為基礎而計算。

- Notes:
1. Percentages are calculated based on the students in the respective drug use status groups and education levels who had provided the relevant information.
 2. Percentages are calculated based on the students in the respective drug use status groups and education levels who thought it was not okay for people to use drugs, and had provided the relevant information.
 3. Percentages are calculated based on the students in the respective drug use status groups and education levels who thought it was okay for people to use drugs, and had provided the relevant information.

表4.2 對毒品禍害的看法（按吸食毒品與否及教育程度分組）（2017/18年及2020/21年）
（中學或以上的學生）

Table 4.2 Perception on harmful effects of drugs by drug use status and by education level, 2017/18 and 2020/21 (Secondary or above students)

同意下列句子的比例 Proportion agreeing with the following statements	總計 Overall		中學 Secondary		專上 Post-secondary	
	2017/18 (%)	2020/21 (%)	2017/18 (%)	2020/21 (%)	2017/18 (%)	2020/21 (%)
所有學生 All students						
「我相信吸食毒品會損害健康。」 “I believe using drugs will harm one’s health.”	98.1	97.6	98.4	97.5	97.4	97.8
「我相信吸食毒品會令我的外表變得難看。」 “I believe using drugs will affect my appearance.”	95.2	94.1	95.5	93.5	94.8	95.3
「我相信吸食毒品必定使我的學業受到影響。」 “I believe using drugs will affect my study.”	88.7	88.4	91.4	89.8	84.1	86.0
曾吸食毒品的學生 Drug-taking students						
「我相信吸食毒品會損害健康。」 “I believe using drugs will harm one’s health.”	80.8	81.2	86.4	83.5	73.3	77.5
「我相信吸食毒品會令我的外表變得難看。」 “I believe using drugs will affect my appearance.”	67.9	69.3	74.8	73.7	58.8	62.3
「我相信吸食毒品必定使我的學業受到影響。」 “I believe using drugs will affect my study.”	62.9	61.9	72.3	69.6	50.5	49.5
不曾吸食毒品的學生 Non-drug taking students						
「我相信吸食毒品會損害健康。」 “I believe using drugs will harm one’s health.”	98.6	98.0	98.7	97.9	98.3	98.3
「我相信吸食毒品會令我的外表變得難看。」 “I believe using drugs will affect my appearance.”	96.0	94.8	96.0	94.0	96.0	96.2
「我相信吸食毒品必定使我的學業受到影響。」 “I believe using drugs will affect my study.”	89.5	89.1	91.9	90.3	85.2	87.0

註釋：百分比是以有提供相關資料的各吸食毒品與否及教育程度的學生為基礎而計算。

Note: Percentages are calculated based on the students in the respective drug use status groups and education levels who had provided the relevant information.

表4.3 學生吸食毒品的傾向(按吸食毒品與否及教育程度分組)(2017/18年及2020/21年)
(中學或以上的學生)

Table 4.3 Students' inclination to take drugs by drug use status and by education level, 2017/18 and 2020/21 (Secondary or above students)

同意下列句子的比例 Proportion agreeing with the following statements	總計 Overall		中學 Secondary		專上 Post-secondary	
	2017/18 (%)	2020/21 (%)	2017/18 (%)	2020/21 (%)	2017/18 (%)	2020/21 (%)
所有學生 All students						
「如果我吸食毒品，我不介意朋友知道。」 “If I use drugs, I do not mind letting my friends know.”	21.0	22.2	23.7	24.6	16.5	18.0
「如果我吸食毒品，我不介意家人知道。」 “If I use drugs, I do not mind letting my family know.”	16.3	16.5	19.1	19.5	11.5	11.2
「今時今日，吸食毒品與吸煙一樣，只是一種嗜好。」 “Just like smoking, drug use is a hobby nowadays.”	13.0	13.6	14.2	15.0	10.9	11.2
「我相信吸食毒品可以令我玩得更開心。」 “I believe using drugs brings me more fun.”	11.2	12.2	9.6	11.1	14.1	14.3
「我相信吸食毒品可以令我和朋友更容易相處。」 “I believe using drugs helps me to get along with my friends better.”	4.9	5.8	3.9	5.1	6.7	7.0
「我相信如果我拒絕吸食毒品，朋友會笑我沒膽量。」 “I believe if I refuse to use drugs, my friends will make fun of me.”	5.6	5.6	6.0	6.0	5.1	5.0
「如果有機會的話我會嘗試吸食毒品。」 “I will try drugs if there is an opportunity.”	4.9	5.1	3.9	4.6	6.6	6.0
「我相信吸食毒品是很合潮流的事。」 “I believe using drugs is cool.”	4.1	5.0	3.5	4.6	5.2	5.6
「我相信吸食毒品可以令我受到異性的歡迎。」 “I believe using drugs will help me become popular to the opposite sex.”	3.9	4.5	3.3	4.3	5.0	4.9
曾吸食毒品的學生 Drug-taking students						
「如果我吸食毒品，我不介意朋友知道。」 “If I use drugs, I do not mind letting my friends know.”	54.7	54.4	52.6	46.6	57.5	66.8
「我相信吸食毒品可以令我玩得更開心。」 “I believe using drugs brings me more fun.”	50.5	52.6	44.8	41.8	57.8	69.8
「今時今日，吸食毒品與吸煙一樣，只是一種嗜好。」 “Just like smoking, drug use is a hobby nowadays.”	41.3	37.7	37.8	33.3	45.8	44.8
「如果有機會的話我會嘗試吸食毒品。」 “I will try drugs if there is an opportunity.”	37.1	35.5	30.3	27.8	45.9	47.8
「如果我吸食毒品，我不介意家人知道。」 “If I use drugs, I do not mind letting my family know.”	30.5	27.5	28.9	27.6	32.5	27.4
「我相信吸食毒品可以令我和朋友更容易相處。」 “I believe using drugs helps me to get along with my friends better.”	28.6	27.2	23.6	21.6	35.1	36.2
「我相信吸食毒品是很合潮流的事。」 “I believe using drugs is cool.”	21.9	19.3	21.6	18.3	22.4	20.8
「我相信吸食毒品可以令我受到異性的歡迎。」 “I believe using drugs will help me become popular to the opposite sex.”	17.4	16.3	15.6	17.6	19.7	14.1
「我相信如果我拒絕吸食毒品，朋友會笑我沒膽量。」 “I believe if I refuse to use drugs, my friends will make fun of me.”	15.7	12.7	15.5	16.1	16.0	7.4

同意下列句子的比例 Proportion agreeing with the following statements	總計 Overall		中學 Secondary		專上 Post-secondary	
	2017/18 (%)	2020/21 (%)	2017/18 (%)	2020/21 (%)	2017/18 (%)	2020/21 (%)
不曾吸食毒品的學生 Non-drug-taking students						
「如果我吸食毒品，我不介意朋友知道。」 “If I use drugs, I do not mind letting my friends know.”	20.1	21.4	22.9	24.0	15.1	16.6
「如果我吸食毒品，我不介意家人知道。」 “If I use drugs, I do not mind letting my family know.”	15.9	16.3	18.8	19.3	10.8	10.8
「今時今日，吸食毒品與吸煙一樣，只是一種嗜好。」 “Just like smoking, drug use is a hobby nowadays.”	12.2	13.0	13.6	14.5	9.8	10.3
「我相信吸食毒品可以令我玩得更開心。」 “I believe using drugs brings me more fun.”	10.1	11.2	8.7	10.4	12.6	12.8
「我相信如果我拒絕吸食毒品，朋友會笑我沒膽量。」 “I believe if I refuse to use drugs, my friends will make fun of me.”	5.4	5.5	5.7	5.8	4.7	4.9
「我相信吸食毒品可以令我和朋友更容易相處。」 “I believe using drugs helps me to get along with my friends better.”	4.3	5.2	3.4	4.7	5.7	6.2
「我相信吸食毒品是很合潮流的事。」 “I believe using drugs is cool.”	3.6	4.6	3.0	4.3	4.7	5.2
「如果有機會的話我會嘗試吸食毒品。」 “I will try drugs if there is an opportunity.”	4.0	4.3	3.3	4.0	5.3	4.9
「我相信吸食毒品可以令我受到異性的歡迎。」 “I believe using drugs will help me become popular to the opposite sex.”	3.5	4.2	2.9	4.0	4.5	4.7

註釋： 百分比是以有提供相關資料的各吸食毒品與否及教育程度的學生為基礎而計算。

Note: Percentages are calculated based on the students in the respective drug use status groups and education levels who had provided the relevant information.

表4.4 自我形象（按吸食毒品與否及教育程度分組）（2017/18年及2020/21年）

Table 4.4 Self-perception by drug use status and by education level, 2017/18 and 2020/21

同意下列句子的比例 Proportion agreeing with the following statements	總計 Overall		高小 Upper Primary		中學 Secondary		專上 Post-secondary	
	2017/18 (%)	2020/21 (%)	2017/18 (%)	2020/21 (%)	2017/18 (%)	2020/21 (%)	2017/18 (%)	2020/21 (%)
所有學生 All students								
「如果我盡力去做的話，我總是能夠解決難題的。」 “I can always manage to solve difficult problems if I try hard enough.”	83.5	80.3	83.4	80.5	83.0	79.4	84.6	81.5
「與別人爭執時我會以『心平氣和』的態度來解決問題。」 “I handle arguments calmly.”	70.6	68.4	68.6	65.8	68.9	67.4	75.3	73.0
「總括來說，我對自己感到滿意。」 “Most of the time, I am satisfied with myself.”	68.6	63.3	68.0	63.3	66.9	61.6	71.9	66.4
「我有自信能有效地應付任何突如其來的事情。」 “I am confident that I can deal efficiently with unexpected events.”	62.8	59.5	63.0	57.9	62.3	59.1	63.4	61.8
「有些時候，我會覺得自己是一無是處。」 “Sometimes I think I am no good at all.”	51.9	54.5	38.5	43.6	56.9	58.3	55.7	58.5
「當我遇到困難，我很容易放棄。」 “I give up very easily when I am challenged.”	29.4	32.5	20.6	24.8	32.8	36.6	31.7	32.8
曾吸食毒品的學生 Drug-taking students								
「如果我盡力去做的話，我總是能夠解決難題的。」 “I can always manage to solve difficult problems if I try hard enough.”	78.0	73.5	62.8	61.1	80.2	73.8	78.6	80.1
「與別人爭執時我會以『心平氣和』的態度來解決問題。」 “I handle arguments calmly.”	64.4	61.5	56.3	54.4	63.2	59.7	67.9	68.6
「我有自信能有效地應付任何突如其來的事情。」 “I am confident that I can deal efficiently with unexpected events.”	66.6	61.1	48.3	43.3	67.4	61.8	70.2	70.0
「總括來說，我對自己感到滿意。」 “Most of the time, I am satisfied with myself.”	64.9	57.9	49.3	54.3	66.3	57.4	66.8	60.7
「有些時候，我會覺得自己是一無是處。」 “Sometimes I think I am no good at all.”	53.1	51.4	41.4	45.0	57.8	52.4	49.7	53.2
「當我遇到困難，我很容易放棄。」 “I give up very easily when I am challenged.”	31.6	33.9	28.4	33.6	31.4	35.5	32.7	31.5
不曾吸食毒品的學生 Non-drug-taking students								
「如果我盡力去做的話，我總是能夠解決難題的。」 “I can always manage to solve difficult problems if I try hard enough.”	83.7	80.4	83.5	80.8	83.1	79.6	84.8	81.5
「與別人爭執時我會以『心平氣和』的態度來解決問題。」 “I handle arguments calmly.”	70.7	68.6	68.7	66.0	69.0	67.6	75.6	73.1
「總括來說，我對自己感到滿意。」 “Most of the time, I am satisfied with myself.”	68.6	63.4	68.2	63.4	66.9	61.7	72.1	66.6
「我有自信能有效地應付任何突如其來的事情。」 “I am confident that I can deal efficiently with unexpected events.”	62.7	59.5	63.1	58.2	62.2	59.0	63.2	61.6
「有些時候，我會覺得自己是一無是處。」 “Sometimes I think I am no good at all.”	51.9	54.5	38.5	43.6	56.8	58.4	55.9	58.6
「當我遇到困難，我很容易放棄。」 “I give up very easily when I am challenged.”	29.4	32.5	20.5	24.6	32.8	36.6	31.7	32.8

註釋：百分比是以有提供相關資料的各吸食毒品與否及教育程度的學生為基礎而計算。

Note: Percentages are calculated based on the students in the respective drug use status groups and education levels who had provided the relevant information.

表4.5 與家人、校方及朋輩的關係（按吸食毒品與否及教育程度分組）（2017/18年及2020/21年）

Table 4.5 Relationship with family, school and peers by drug use status and by education level, 2017/18 and 2020/21

同意下列句子的比例 Proportion agreeing with the following statements	總計 Overall		高小 Upper Primary		中學 Secondary		專上 Post-secondary	
	2017/18	2020/21	2017/18	2020/21	2017/18	2020/21	2017/18	2020/21
	(%)	(%)	(%)	(%)	(%)	(%)	(%)	(%)
所有學生 All students								
「我的父母關注我的感受。」 “My parents care about my feelings.”	77.0	74.6	79.2	77.3	75.4	73.4	77.7	74.2
「我的朋友不可以做違法或違規的事情。」 “My friends cannot do anything that breaks the law.”	71.7	72.8	84.0	83.7	68.3	70.9	66.4	65.5
「在朋友之間我常常有自己的主意。」 “I always have my own idea among my group of friends.”	71.6	70.4	66.0	65.0	73.3	71.5	74.0	73.8
「我容易受朋友影響。」 “I can be influenced by my friends easily.”	48.6	44.8	32.8	31.2	54.8	51.1	52.5	46.9
「我覺得自己在學校裡佔有重要的位置。」 “I feel I am well-liked in school.”	39.9	36.6	39.2	34.7	41.2	36.7	38.3	38.2
「我常常會不遵守校規。」 “I often break school rules.”	16.8	12.2	8.3	7.9	21.1	14.8	17.3	11.6
曾吸食毒品的學生 Drug-taking students								
「在朋友之間我常常有自己的主意。」 “I always have my own idea among my group of friends.”	71.2	69.8	51.4	57.5	72.8	67.9	74.1	79.8
「我的父母關注我的感受。」 “My parents care about my feelings.”	70.5	64.2	63.6	62.5	73.9	63.4	67.7	66.4
「我覺得自己在學校裡佔有重要的位置。」 “I feel I am well-liked in school.”	55.2	46.3	36.4	38.6	57.9	45.9	56.1	51.1
「我容易受朋友影響。」 “I can be influenced by my friends easily.”	42.9	41.5	37.6	30.7	45.8	44.7	40.2	42.3
「我的朋友不可以做違法或違規的事情。」 “My friends cannot do anything that breaks the law.”	39.5	40.5	56.2	58.5	41.9	46.1	32.1	21.4
「我常常會不遵守校規。」 “I often break school rules.”	37.5	32.7	20.9	25.6	40.3	35.4	37.9	32.3
不曾吸食毒品的學生 Non-drug-taking students								
「我的父母關注我的感受。」 “My parents care about my feelings.”	77.2	74.8	79.3	77.5	75.5	73.6	78.1	74.4
「我的朋友不可以做違法或違規的事情。」 “My friends cannot do anything that breaks the law.”	72.5	73.5	84.3	84.0	68.9	71.5	67.6	66.7
「在朋友之間我常常有自己的主意。」 “I always have my own idea among my group of friends.”	71.6	70.4	66.1	65.1	73.3	71.6	74.0	73.6
「我容易受朋友影響。」 “I can be influenced by my friends easily.”	48.7	44.9	32.8	31.2	55.0	51.3	52.9	47.1
「我覺得自己在學校裡佔有重要的位置。」 “I feel I am well-liked in school.”	39.6	36.4	39.2	34.7	40.8	36.5	37.8	37.8
「我常常會不遵守校規。」 “I often break school rules.”	16.4	11.7	8.2	7.6	20.6	14.3	16.6	11.1

註釋：百分比是以有提供相關資料的各吸食毒品與否及教育程度的學生為基礎而計算。

Note: Percentages are calculated based on the students in the respective drug use status groups and education levels who had provided the relevant information.

表4.6 在空閒時常做的事情(按吸食毒品與否及教育程度分組)(2017/18年及2020/21年)

Table 4.6 Things to do in free time by drug use status and by education level, 2017/18 and 2020/21

在空閒時常做的事情 Things to do in free time	總計 Overall		高小 Upper Primary		中學 Secondary		專上 Post-secondary	
	2017/18	2020/21	2017/18	2020/21	2017/18	2020/21	2017/18	2020/21
	(%)	(%)	(%)	(%)	(%)	(%)	(%)	(%)
所有學生 All students								
跟朋友聊天 Chat with friends	65.8	68.8	58.9	60.8	67.1	71.2	69.4	72.1
在家玩電子遊戲 ³ Play electronic games at home ³	42.6	62.4	43.9	70.7	43.5	66.5	40.0	47.7
看電視／聽電台節目或音樂 Watch TV / listen to the radio or music	60.3	57.7	67.6	62.9	58.2	53.8	57.5	59.5
上網 Surf the Internet	56.7	57.4	35.6	47.0	60.4	58.4	69.0	65.5
在家無所事事／睡覺 Hang around at home / sleep	48.7	49.3	28.6	31.4	52.7	53.2	59.8	59.4
跟家人玩樂／聊天 Chat / play with family	41.6	42.0	53.4	50.0	35.6	36.5	41.3	43.7
看電影 Watch movies	42.4	41.4	29.3	29.0	41.6	40.7	55.3	54.3
閱讀 Read books	41.0	36.2	50.6	41.3	36.0	31.2	40.9	39.9
做運動／戶外活動〔如郊遊／遠足〕 Do sports / outdoor activities (e.g. outing / hiking)	39.0	34.6	41.5	32.0	37.5	33.7	39.3	38.8
購物／逛街 Shopping / wander on streets	38.9	33.8	30.7	24.7	36.8	32.6	49.5	44.5
奏玩樂器／畫畫／跳舞／參與其他文化活動 Play musical instruments / drawing / dancing / participate in other cultural activities	29.3	28.8	37.7	34.5	28.3	27.5	23.7	25.5
看漫畫 Read comics	26.3	27.7	35.6	31.9	23.1	25.6	23.5	27.4
參加課外活動〔如童軍／學會活動〕 Participate in extra-curricular activities (e.g. scouts and guides / society activities)	17.1	12.0	23.8	14.3	16.5	11.5	12.0	10.8
到親友家中玩樂 Play in friends' and relatives' home	16.0	18.9	20.4	22.7	15.2	17.1	13.6	18.3
去娛樂場所〔如卡拉OK／酒吧〕 Go to entertainment venue (e.g. karaoke / bar (or pub))	12.3	7.9	3.8	2.1	11.2	6.8	21.5	15.2
參加教會或宗教活動 Participate in church / religious activities	9.8	6.5	11.0	6.2	9.0	6.1	10.3	7.3
參與義工服務 Participate in voluntary work	10.0	6.2	8.9	4.5	7.8	4.7	14.6	10.5
到網吧／電子遊戲機中心 Go to cyber cafés / electronic games centres	4.8	3.6	4.3	4.5	5.2	3.3	4.6	3.5
其他 Others	1.8	2.6	2.6	4.3	1.7	2.7	1.3	0.7

在空閒時常做的事情 Things to do in free time	總計 Overall		高小 Upper Primary		中學 Secondary		專上 Post-secondary	
	2017/18	2020/21	2017/18	2020/21	2017/18	2020/21	2017/18	2020/21
	(%)	(%)	(%)	(%)	(%)	(%)	(%)	(%)
曾吸食毒品的學生 Drug-taking students								
跟朋友聊天 Chat with friends	62.8	64.4	48.6	43.4	66.0	65.3	62.1	71.9
在家玩電子遊戲 ³ Play electronic games at home ³	36.7	51.8	41.5	58.6	38.9	56.9	33.3	42.5
看電視／聽電台節目或音樂 Watch TV / listen to the radio or music	47.0	50.6	49.0	41.4	47.7	47.0	45.9	58.9
在家無所事事／睡覺 Hang around at home / sleep	48.4	49.8	19.5	21.4	47.5	48.1	55.1	63.7
上網 Surf the Internet	54.3	48.9	27.0	28.2	53.4	45.2	60.8	62.1
看電影 Watch movies	50.5	46.9	33.0	28.8	48.5	41.8	56.2	61.0
做運動／戶外活動〔如郊遊／遠足〕 Do sports / outdoor activities (e.g. outing / hiking)	43.1	41.6	34.8	20.5	42.5	39.4	45.4	53.2
購物／逛街 Shopping / wander on streets	41.8	38.8	33.5	23.3	42.5	38.1	42.8	46.1
跟家人玩樂／聊天 Chat / play with family	30.8	32.3	37.5	32.4	31.8	30.9	28.2	33.9
去娛樂場所〔如卡拉OK／酒吧〕 Go to entertainment venue (e.g. karaoke / bar (or pub))	32.5	26.6	9.6	5.5	27.7	21.5	42.4	41.8
奏玩樂器／畫畫／跳舞／參與其他文化活動 Play musical instruments / drawing / dancing / participate in other cultural activities	26.9	26.2	29.4	24.1	28.1	20.9	25.0	33.9
閱讀 Read books	29.7	25.0	27.8	14.6	24.7	18.9	35.4	37.0
到親友家中玩樂 Play in friends' and relatives' home	24.3	22.8	15.2	19.1	28.3	21.0	21.8	26.6
看漫畫 Read comics	16.1	17.2	33.6	19.0	14.0	15.8	14.8	18.2
參加課外活動〔如童軍／學會活動〕 Participate in extra-curricular activities (e.g. scouts and guides / society activities)	14.6	12.5	14.8	9.3	14.9	10.4	14.3	16.4
到網吧／電子遊戲機中心 Go to cyber cafés / electronic games centres	11.9	11.5	14.2	16.4	10.7	11.6	12.7	9.5
參與義工服務 Participate in voluntary work	12.2	9.8	9.9	4.5	8.0	7.9	17.2	14.3
參加教會或宗教活動 Participate in church / religious activities	10.8	7.4	10.9	2.7	9.3	8.2	12.5	8.3
其他 Others	3.3	5.5	4.7	9.2	3.5	7.8	2.8	1.1

在空閒時常做的事情 Things to do in free time	總計 Overall		高小 Upper Primary		中學 Secondary		專上 Post-secondary	
	2017/18	2020/21	2017/18	2020/21	2017/18	2020/21	2017/18	2020/21
	(%)	(%)	(%)	(%)	(%)	(%)	(%)	(%)
不曾吸食毒品的學生 Non-drug-taking students								
跟朋友聊天 Chat with friends	65.8	68.9	59.0	61.0	67.2	71.3	69.7	72.2
在家玩電子遊戲 ³ Play electronic games at home ³	42.7	62.7	43.9	70.9	43.6	66.7	40.3	47.9
看電視／聽電台節目或音樂 Watch TV / listen to the radio or music	60.7	57.9	67.8	63.2	58.4	54.0	57.9	59.5
上網 Surf the Internet	56.7	57.6	35.6	47.3	60.6	58.7	69.3	65.7
在家無所事事／睡覺 Hang around at home / sleep	48.7	49.3	28.7	31.5	52.8	53.3	60.0	59.3
跟家人玩樂／聊天 Chat / play with family	41.9	42.2	53.6	50.2	35.7	36.7	41.8	44.0
看電影 Watch movies	42.2	41.3	29.3	29.0	41.4	40.6	55.3	54.1
閱讀 Read books	41.3	36.5	50.8	41.7	36.2	31.5	41.1	40.0
做運動／戶外活動〔如郊遊／遠足〕 Do sports / outdoor activities (e.g. outing / hiking)	38.9	34.5	41.6	32.1	37.3	33.5	39.1	38.3
購物／逛街 Shopping / wander on streets	38.8	33.7	30.7	24.7	36.6	32.4	49.8	44.4
奏玩樂器／畫畫／跳舞／參與其他文化活動 Play musical instruments / drawing / dancing / participate in other cultural activities	29.4	28.8	37.8	34.7	28.3	27.6	23.6	25.2
看漫畫 Read comics	26.5	28.0	35.6	32.1	23.3	25.8	23.8	27.8
到親友家中玩樂 Play in friends' and relatives' home	15.8	18.8	20.5	22.8	14.9	17.0	13.3	18.0
參加課外活動〔如童軍／學會活動〕 (e.g. scouts and guides / society activities)	17.1	12.0	23.9	14.3	16.6	11.5	12.0	10.6
去娛樂場所〔如卡拉OK／酒吧〕 (or pub)	11.8	7.4	3.7	2.0	10.8	6.4	20.7	14.3
參加教會或宗教活動 Participate in church / religious activities	9.8	6.4	11.0	6.3	9.0	6.0	10.2	7.3
參與義工服務 Participate in voluntary work	9.9	6.2	8.8	4.5	7.8	4.6	14.5	10.4
到網吧／電子遊戲機中心 Go to cyber cafés / electronic games centres	4.6	3.4	4.3	4.3	5.1	3.1	4.2	3.3
其他 Others	1.8	2.5	2.6	4.3	1.6	2.6	1.3	0.7

- 註釋： 1. 學生可選擇多於一個答案。
2. 百分比是以有提供相關資料的各吸食毒品與否及教育程度的學生為基礎而計算。
3. 在 2017/18 年的調查中，選項的字眼為「在家中玩電視遊戲／電腦遊戲／電子遊戲機」。

- Notes: 1. Students were allowed to choose more than one answer.
2. Percentages are calculated based on the students in the respective drug use status groups and education levels who had provided the relevant information.
3. In the 2017/18 Survey, the choice was phrased as: "Play TV games / computer games / electronic games at home".

表4.7 在上網時常做的事情(按吸食毒品與否及教育程度分組)(2017/18年及2020/21年)

Table 4.7 Things to do when surfing the Internet by drug use status and by education level, 2017/18 and 2020/21

有否上網的習慣 ² /在上網時常做的事情 Whether had the habit of surfing the Internet ² / Things to do when surfing the Internet	總計 Overall		高小 Upper Primary		中學 Secondary		專上 Post-secondary	
	2017/18	2020/21	2017/18	2020/21	2017/18	2020/21	2017/18	2020/21
	(%)	(%)	(%)	(%)	(%)	(%)	(%)	(%)
所有學生 All students								
沒有上網的習慣 No	2.3	1.6	5.1	2.4	1.5	1.4	1.3	1.2
有，在上網時常做的事情 ³ 是... Yes, things to do when surfing the Internet ³ were...	97.7	98.4	94.9	97.6	98.5	98.6	98.7	98.8
看YouTube/抖音/短片/電視節目/電影 Watch YouTube / TikTok / video clips / TV shows / movies	90.3	88.5	84.7	86.5	92.6	89.2	91.2	89.2
跟朋友聊天/分享〔如發電郵/玩WhatsApp/WeChat/Line/Telegram/Snapchat/Facebook/Instagram/寫blog〕 Chat / share with friends (e.g. through email / WhatsApp / WeChat / Line / Telegram / Snapchat / Facebook / Instagram / blog)	65.5	67.7	49.7	54.6	70.4	72.5	70.8	71.6
玩網上遊戲 Play online games	51.4	61.6	55.8	67.7	54.4	65.2	42.7	49.9
做網上功課 Do homework on the Internet	45.5	52.7	51.0	49.6	38.9	48.1	51.8	63.4
尋找資料〔如看維基百科/查看地圖/查詢交通〕 Find information (e.g. through Wikipedia / map search / route search)	42.8	38.1	30.9	25.8	41.2	35.2	55.5	54.5
瀏覽網頁〔如看報紙文章/漫畫〕 Browse websites (e.g. read newspaper articles / comics)	33.0	33.2	16.7	17.1	32.8	33.1	47.2	48.4
下載相片/歌曲等 Download photos / songs, etc.	30.8	28.7	22.0	24.0	35.3	32.5	30.6	26.6
上討論區/聊天室/留言板等 Go to discussion forums / chat rooms / message boards, etc.	19.4	19.5	8.2	9.8	18.8	18.5	30.0	30.2
網上交友 Make friends online	7.6	12.6	4.9	12.3	8.7	13.7	7.9	11.1
其他 Others	0.7	1.5	0.9	2.7	0.9	1.7	0.4	0.2

有否上網的習慣 ² ／在上網時常做的事情 Whether had the habit of surfing the Internet ² / Things to do when surfing the Internet	總計 Overall		高小 Upper Primary		中學 Secondary		專上 Post-secondary	
	2017/18	2020/21	2017/18	2020/21	2017/18	2020/21	2017/18	2020/21
	(%)	(%)	(%)	(%)	(%)	(%)	(%)	(%)
曾吸食毒品的學生 Drug-taking students								
沒有上網的習慣 No	3.5	2.7	4.7	2.7	3.1	2.8	3.7	2.5
有，在上網時常做的事情 ³ 是... Yes, things to do when surfing the Internet ³ were...	96.5	97.3	95.3	97.3	96.9	97.2	96.3	97.5
看 YouTube／抖音／短片／電視節目／電影 Watch YouTube / TikTok / video clips / TV shows / movies	83.7	82.0	71.8	71.8	87.4	81.6	81.9	86.7
跟朋友聊天／分享〔如發電郵／玩 WhatsApp／WeChat／Line／Telegram／Snapchat／Facebook／Instagram／寫 blog〕 Chat / share with friends (e.g. through email / WhatsApp / WeChat / Line / Telegram / Snapchat / Facebook / Instagram / blog)	58.8	61.4	29.1	36.1	59.9	60.3	63.6	73.3
玩網上遊戲 Play online games	40.2	52.8	49.3	59.4	45.7	59.5	32.4	41.7
做網上功課 Do homework on the Internet	41.7	43.7	37.8	35.6	40.4	34.2	43.9	58.9
尋找資料〔如看維基百科／查看地圖／查詢交通〕 Find information (e.g. through Wikipedia / map search / route search)	39.6	32.9	14.2	12.5	36.0	24.7	48.7	51.5
瀏覽網頁〔如看報紙文章／漫畫〕 Browse websites (e.g. read newspaper articles / comics)	33.5	30.4	16.4	11.0	26.9	22.2	44.1	48.6
上討論區／聊天室／留言板等 Go to discussion forums / chat rooms / message boards, etc.	22.0	26.1	8.1	10.3	15.2	19.1	32.3	41.4
下載相片／歌曲等 Download photos / songs, etc.	29.3	25.4	19.4	18.2	34.0	27.5	26.1	25.7
網上交友 Make friends online	16.5	21.3	13.1	19.8	14.4	22.5	19.6	20.4
其他 Others	2.5	4.0	4.1	5.9	3.6	6.3	1.0	***

有否上網的習慣 ² / 在上網時常做的事情 Whether had the habit of surfing the Internet ² / Things to do when surfing the Internet	總計 Overall		高小 Upper Primary		中學 Secondary		專上 Post-secondary	
	2017/18	2020/21	2017/18	2020/21	2017/18	2020/21	2017/18	2020/21
	(%)	(%)	(%)	(%)	(%)	(%)	(%)	(%)
不曾吸食毒品的學生 Non-drug-taking students								
沒有上網的習慣 No	2.3	1.5	5.1	2.4	1.4	1.3	1.2	1.1
有，在上網時常做的事情 ³ 是... Yes, things to do when surfing the Internet ³ were...	97.7	98.5	94.9	97.6	98.6	98.7	98.8	98.9
看 YouTube / 抖音 / 短片 / 電視節目 / 電影 Watch YouTube / TikTok / video clips / TV shows / movies	90.4	88.7	84.8	86.7	92.7	89.4	91.5	89.2
跟朋友聊天 / 分享〔如發電郵 / 玩 WhatsApp / WeChat / Line / Telegram / Snapchat / Facebook / Instagram / 寫 blog〕 Chat / share with friends (e.g. through email / WhatsApp / WeChat / Line / Telegram / Snapchat / Facebook / Instagram / blog)	65.7	67.8	49.9	54.9	70.7	72.8	71.0	71.5
玩網上遊戲 Play online games	51.7	61.9	55.8	67.9	54.6	65.3	43.1	50.2
做網上功課 Do homework on the Internet	45.6	52.9	51.1	49.8	38.9	48.5	52.1	63.6
尋找資料〔如看維基百科 / 查看地圖 / 查詢交通〕 Find information (e.g. through Wikipedia / map search / route search)	42.9	38.3	31.0	25.9	41.3	35.5	55.8	54.6
瀏覽網頁〔如看報紙文章 / 漫畫〕 Browse websites (e.g. read newspaper articles / comics)	33.0	33.3	16.7	17.2	32.9	33.4	47.3	48.4
下載相片 / 歌曲等 Download photos / songs, etc.	30.8	28.8	22.1	24.0	35.4	32.7	30.8	26.7
上討論區 / 聊天室 / 留言板等 Go to discussion forums / chat rooms / message boards, etc.	19.4	19.3	8.2	9.8	18.9	18.5	29.9	29.8
網上交友 Make friends online	7.4	12.4	4.9	12.2	8.6	13.5	7.5	10.8
其他 Others	0.7	1.5	0.9	2.7	0.8	1.6	0.4	0.2

- 註釋： 1. 學生可選擇多於一個答案。
2. 百分比是以有提供相關資料的各吸食毒品與否及教育程度的學生為基礎而計算。
3. 百分比是以有提供相關資料，並有上網的習慣的各吸食毒品與否及教育程度的學生為基礎而計算。
4. *** 由於抽樣誤差相對較大，該估計不予公布。為免從總數減去餘數後能得出未有顯示的數字，在有需要時，另一數字亦同時不會顯示。

- Notes: 1. Students were allowed to choose more than one answer.
2. Percentages are calculated based on the students in the respective drug use status groups and education levels who had provided the relevant information.
3. Percentages are calculated based on the students in the respective drug use status groups and education levels who had the habit of surfing the Internet, and had provided the relevant information.
4. *** Estimates are not released due to relatively large sampling error. When necessary, an additional cell is also suppressed to prevent the deduction of a suppressed cell from the total.

表4.8 在調查前六個月內曾遇到行為與學業問題的學生所佔比例（按吸食毒品與否及教育程度分組）（2017/18年及2020/21年）

Table 4.8 Behavioural and academic problems in the six months preceding survey enumeration by drug use status and by education level, 2017/18 and 2020/21

行為與學業問題 Behavioural and academic problems	總計 Overall		高小 Upper Primary		中學 Secondary		專上 Post-secondary	
	2017/18 (%)	2020/21 (%)	2017/18 (%)	2020/21 (%)	2017/18 (%)	2020/21 (%)	2017/18 (%)	2020/21 (%)
所有學生 All students								
不滿意學業成績 Dissatisfied with academic results	66.6	63.5	60.6	57.6	74.1	71.1	59.2	55.8
被父母責備 Blamed by parents	50.7	45.3	61.9	55.9	56.3	49.9	31.1	26.6
和父親或母親超過一星期沒見面 Have not seen mom or dad for more than a week	15.3	12.6	11.3	10.1	13.7	12.7	21.6	14.7
被學校記缺點、小過、大過或收警告信 Warned by school	14.8	12.3	9.8	9.0	23.7	19.7	4.2	2.5
被同學欺負 Bullied by schoolmates	16.4	9.7	27.8	16.4	15.5	9.4	7.6	3.5
被陌生人騷擾 Harassed by strangers	10.8	9.2	7.3	6.7	11.7	10.9	12.4	8.6
曠課 Skipped school	15.9	8.7	1.9	1.9	7.2	5.7	43.7	20.9
午夜在街上流連 Roamed around at late night	12.9	8.5	3.1	2.9	15.4	10.7	17.6	10.0
刻意傷害自己身體 Committed self-harm intentionally	6.5	6.7	5.9	7.9	7.3	7.6	5.6	4.0
賭博 Gambled	7.9	5.4	2.0	1.7	8.2	6.5	12.8	7.1
毆打他人 Attacked someone	3.8	2.9	4.4	4.2	4.3	3.3	2.4	1.0
偷東西 Stole things	2.5	1.8	2.3	1.9	2.8	2.2	2.0	1.0
離家出走 Ran away from home	2.0	1.7	1.3	1.4	2.3	2.0	2.1	1.4
援交 Compensated dating	1.6	1.4	N.A.	N.A.	1.5	1.6	1.8	1.1
與黑社會來往 Had contact with gangsters / triad members	1.5	1.5	0.6	0.9	1.8	2.3	1.8	0.8

行為與學業問題 Behavioural and academic problems	總計 Overall		高小 Upper Primary		中學 Secondary		專上 Post-secondary	
	2017/18 (%)	2020/21 (%)	2017/18 (%)	2020/21 (%)	2017/18 (%)	2020/21 (%)	2017/18 (%)	2020/21 (%)
曾吸食毒品的學生 Drug-taking students								
不滿意學業成績 Dissatisfied with academic results	53.6	54.5	57.0	52.1	58.7	60.2	46.1	46.7
被父母責備 Blamed by parents	38.4	37.8	47.2	46.6	45.8	45.0	26.5	21.3
午夜在街上流連 Roamed around at late night	41.4	32.5	13.0	15.9	44.9	34.4	43.5	38.3
曠課 Skipped school	37.1	28.9	11.0	17.5	26.1	24.4	57.9	42.4
被學校記缺點、小過、大過或收警告信 Warned by school	24.9	23.2	23.7	24.7	33.7	32.9	13.7	6.6
賭博 Gambled	23.1	21.9	8.5	13.7	19.2	22.0	31.8	26.3
和父親或母親超過一星期沒見面 Have not seen mom or dad for more than a week	29.7	21.5	22.9	21.3	25.7	19.4	36.6	25.0
被陌生人騷擾 Harassed by strangers	18.4	20.6	16.9	24.7	17.6	23.0	19.9	14.6
刻意傷害自己身體 Committed self-harm intentionally	17.3	18.8	16.8	21.0	15.7	21.6	19.5	13.0
被同學欺負 Bullied by schoolmates	20.1	17.8	42.5	37.4	20.1	17.8	14.7	7.0
與黑社會來往 Had contact with gangsters / triad members	15.5	15.2	5.9	12.8	15.5	19.0	17.9	10.3
偷東西 Stole things	14.8	13.0	13.3	14.5	15.0	15.9	15.1	7.5
毆打他人 Attacked someone	14.7	12.7	17.1	18.7	14.2	14.2	14.8	6.8
離家出走 Ran away from home	12.3	11.6	7.0	14.4	11.1	12.9	15.2	8.1
援交 Compensated dating	14.6	11.4	N.A.	N.A.	12.6	12.3	17.2	9.8

行為與學業問題 Behavioural and academic problems	總計 Overall		高小 Upper Primary		中學 Secondary		專上 Post-secondary	
	2017/18	2020/21	2017/18	2020/21	2017/18	2020/21	2017/18	2020/21
	(%)	(%)	(%)	(%)	(%)	(%)	(%)	(%)
不曾吸食毒品的學生 Non-drug-taking students								
不滿意學業成績 Dissatisfied with academic results	66.9	63.7	60.6	57.7	74.4	71.3	59.6	56.0
被父母責備 Blamed by parents	51.0	45.4	62.0	56.0	56.5	50.0	31.3	26.7
和父親或母親超過一星期沒見面 Have not seen mom or dad for more than a week	15.0	12.4	11.2	9.9	13.4	12.6	21.1	14.5
被學校記缺點、小過、大過或收警告信 Warned by school	14.6	12.1	9.6	8.8	23.5	19.4	3.9	2.4
被同學欺負 Bullied by schoolmates	16.3	9.5	27.7	16.0	15.4	9.2	7.4	3.4
被陌生人騷擾 Harassed by strangers	10.6	8.9	7.2	6.4	11.6	10.6	12.1	8.4
曠課 Skipped school	15.4	8.3	1.8	1.6	6.8	5.3	43.3	20.3
午夜在街上流連 Roamed around at late night	12.3	7.9	3.0	2.7	14.7	10.1	16.8	9.2
刻意傷害自己身體 Committed self-harm intentionally	6.3	6.5	5.8	7.7	7.1	7.3	5.2	3.8
賭博 Gambled	7.6	5.0	2.0	1.5	7.9	6.1	12.2	6.6
毆打他人 Attacked someone	3.6	2.7	4.3	4.0	4.1	3.0	2.0	0.8
偷東西 Stole things	2.2	1.5	2.2	1.7	2.5	1.8	1.6	0.8
離家出走 Ran away from home	1.7	1.5	1.3	1.2	2.0	1.7	1.7	1.2
與黑社會來往 Had contact with gangsters / triad members	1.2	1.2	0.5	0.7	1.5	1.9	1.3	0.5
援交 Compensated dating	1.2	1.2	N.A.	N.A.	1.2	1.4	1.3	0.8

註釋： 1. 百分比是以有提供相關資料的各吸食毒品與否及教育程度的學生為基礎而計算。

2. N.A. 高小學生在相應的調查中沒有被問及此題。

Notes: 1. Percentages are calculated based on the students in the respective drug use status groups and education levels who had provided the relevant information.

2. N.A. Upper primary students were not asked this question in the corresponding Surveys.

表4.9 吸食毒品與飲酒和吸煙的關係（按吸食毒品與否及教育程度分組）（2017/18年及2020/21年）

Table 4.9 Relationship between drug-taking and use of alcohol and tobacco by drug use status and by education level, 2017/18 and 2020/21

吸食毒品與飲酒和吸煙的關係 Relationship between drug-taking and use of alcohol and tobacco	總計 Overall		高小 Upper Primary		中學 Secondary		專上 Post-secondary	
	2017/18 (%)	2020/21 (%)	2017/18 (%)	2020/21 (%)	2017/18 (%)	2020/21 (%)	2017/18 (%)	2020/21 (%)
所有學生 All students								
不曾吸煙或飲酒者 ¹ Neither tobacco nor alcohol user ¹	43.0	52.1	75.2	84.0	41.4	52.2	17.5	21.9
曾飲酒但不曾吸煙者 User of alcohol but not tobacco	50.0	40.5	23.5	14.4	52.3	40.9	69.5	64.6
曾吸煙但不曾飲酒者 User of tobacco but not alcohol	0.3	0.4	0.2	0.4	0.3	0.3	0.4	0.5
曾吸煙及飲酒者 Both tobacco and alcohol user	6.7	6.9	1.0	1.1	6.1	6.6	12.6	13.0
曾吸食毒品的學生 Drug-taking students								
不曾吸煙或飲酒者 ¹ Neither tobacco nor alcohol user ¹	29.1	37.4	73.9	75.2	26.3	35.3	23.3	24.2
曾飲酒但不曾吸煙者 User of alcohol but not tobacco	23.0	18.0	14.8	14.3	28.8	22.7	18.3	13.6
曾吸煙但不曾飲酒者 User of tobacco but not alcohol	2.2	2.3	3.8	2.9	2.1	2.2	1.9	2.2
曾吸煙及飲酒者 Both tobacco and alcohol user	45.8	42.3	7.6	7.6	42.9	39.8	56.6	60.0
不曾吸食毒品的學生 Non-drug-taking students								
不曾吸煙或飲酒者 ¹ Neither tobacco nor alcohol user ¹	43.4	52.5	75.2	84.2	41.7	52.6	17.3	21.9
曾飲酒但不曾吸煙者 User of alcohol but not tobacco	50.7	41.1	23.6	14.4	52.9	41.3	71.6	66.3
曾吸煙但不曾飲酒者 User of tobacco but not alcohol	0.3	0.4	0.2	0.4	0.2	0.3	0.3	0.5
曾吸煙及飲酒者 Both tobacco and alcohol user	5.6	6.1	1.0	1.0	5.1	5.8	10.8	11.3

註釋： 1. 「不曾吸煙或飲酒者」包括未有提供相關資料的學生。
2. 百分比是以調查範圍內的各吸食毒品與否及教育程度的學生為基礎而計算。

Notes: 1. “Neither tobacco nor alcohol user” includes those who had not provided any relevant information.
2. Percentages are calculated based on the students in the respective drug use status groups and education levels covered by the Survey.

表4.10 是否與父母同住（按吸食毒品與否及教育程度分組）（2017/18年及2020/21年）

Table 4.10 Whether living with parents by drug use status and by education level, 2017/18 and 2020/21

是否與父母同住 Whether living with parents	總計 Overall		高小 Upper Primary		中學 Secondary		專上 Post-secondary	
	2017/18 (%)	2020/21 (%)	2017/18 (%)	2020/21 (%)	2017/18 (%)	2020/21 (%)	2017/18 (%)	2020/21 (%)
所有學生 All students								
父母親都與我同住 Both my parents are living with me	80.0	77.6	84.6	82.2	81.7	77.8	73.2	73.1
只有父親與我同住 Only my father is living with me	3.4	3.9	3.0	3.2	3.7	4.3	3.2	3.8
只有母親與我同住 Only my mother is living with me	11.3	13.0	9.2	11.3	11.5	13.4	12.7	13.8
父母親都不是與我同住 Both my parents are not living with me	5.3	5.5	3.2	3.3	3.1	4.5	10.9	9.3
曾吸食毒品的學生 Drug-taking students								
父母親都與我同住 Both my parents are living with me	68.8	64.5	77.4	69.9	78.5	69.2	56.5	56.3
只有父親與我同住 Only my father is living with me	4.6	6.6	6.7	5.9	4.8	7.2	3.8	6.2
只有母親與我同住 Only my mother is living with me	11.7	16.3	11.2	16.7	11.0	15.9	12.5	16.7
父母親都不是與我同住 Both my parents are not living with me	15.0	12.6	4.7	7.5	5.7	7.7	27.2	20.8
不曾吸食毒品的學生 Non-drug-taking students								
父母親都與我同住 Both my parents are living with me	80.3	77.9	84.6	82.4	81.8	78.0	73.9	73.6
只有父親與我同住 Only my father is living with me	3.4	3.8	3.0	3.2	3.7	4.3	3.2	3.8
只有母親與我同住 Only my mother is living with me	11.2	12.9	9.2	11.2	11.5	13.4	12.7	13.7
父母親都不是與我同住 Both my parents are not living with me	5.1	5.3	3.2	3.3	3.0	4.4	10.3	8.9

註釋：百分比是以有提供相關資料的各吸食毒品與否及教育程度的學生為基礎而計算。

Note: Percentages are calculated based on the students in the respective drug use status groups and education levels who had provided the relevant information.

表4.11 家庭每月總收入(按吸食毒品與否及教育程度分組)(2017/18年及2020/21年)(中學或以上的學生)

Table 4.11 Monthly household income by drug use status and by education level, 2017/18 and 2020/21 (Secondary or above students)

家庭每月總收入 Monthly household income	總計 Overall		中學 Secondary		專上 Post-secondary	
	2017/18 (%)	2020/21 (%)	2017/18 (%)	2020/21 (%)	2017/18 (%)	2020/21 (%)
所有學生 All students						
\$10,000 以下 Below \$10,000	4.5	5.7	3.1	4.1	6.8	8.4
\$10,000 - \$19,999	13.7	13.0	11.2	10.6	17.7	17.0
\$20,000 - \$49,999	24.1	21.4	20.2	16.8	30.6	29.1
\$50,000 或以上 \$50,000 or above	11.4	11.0	10.1	9.6	13.7	13.2
不知道 Didn't know	46.3	48.9	55.4	58.8	31.3	32.1
曾吸食毒品的學生 Drug-taking students						
\$10,000 以下 Below \$10,000	9.5	8.4	6.6	7.6	12.6	9.5
\$10,000 - \$19,999	8.2	9.9	7.2	8.5	9.4	11.8
\$20,000 - \$49,999	18.7	20.6	14.7	14.0	23.1	28.9
\$50,000 或以上 \$50,000 or above	26.2	24.6	21.3	20.5	31.6	29.7
不知道 Didn't know	37.3	36.4	50.2	49.5	23.3	20.2
不曾吸食毒品的學生 Non-drug-taking students						
\$10,000 以下 Below \$10,000	4.3	5.7	3.0	4.1	6.5	8.4
\$10,000 - \$19,999	13.8	13.1	11.3	10.7	18.0	17.2
\$20,000 - \$49,999	24.3	21.4	20.3	16.9	30.9	29.2
\$50,000 或以上 \$50,000 or above	11.0	10.6	9.8	9.4	12.9	12.7
不知道 Didn't know	46.6	49.3	55.5	59.0	31.6	32.5

註釋：百分比是以有提供相關資料的各吸食毒品與否及教育程度的學生為基礎而計算。

Note: Percentages are calculated based on the students in the respective drug use status groups and education levels who had provided the relevant information.

表4.12 在港居住年期（按吸食毒品與否及教育程度分組）（2017/18年及2020/21年）

Table 4.12 Length of living in Hong Kong by drug use status and by education level, 2017/18 and 2020/21

在港居住年期 Length of living in Hong Kong	總計 Overall		高小 Upper Primary		中學 Secondary		專上 Post-secondary	
	2017/18 (%)	2020/21 (%)	2017/18 (%)	2020/21 (%)	2017/18 (%)	2020/21 (%)	2017/18 (%)	2020/21 (%)
所有學生 All students								
7年或以上 7 years or above	92.4	90.7	93.0	90.7	93.4	92.4	90.0	87.6
在香港出生 Born in Hong Kong	75.6	74.3	78.5	69.5	76.5	79.0	71.4	70.7
7年或以上 7 years or above	16.8	16.4	14.5	21.3	16.9	13.4	18.6	16.9
4至6年 4-6 years	3.1	4.1	3.7	5.4	3.3	3.9	2.3	3.2
1至3年 1-3 years	2.9	3.6	2.2	3.3	2.3	2.9	4.4	5.0
少於1年 Less than 1 year	1.7	1.6	1.1	0.5	1.0	0.7	3.3	4.2
曾吸食毒品的學生 Drug-taking students								
7年或以上 7 years or above	81.0	86.0	76.0	74.4	79.4	86.7	83.8	89.8
在香港出生 Born in Hong Kong	60.1	62.7	51.8	36.2	53.8	62.2	68.6	74.1
7年或以上 7 years or above	20.9	23.3	24.3	38.2	25.6	24.5	15.2	15.7
4至6年 4-6 years	7.5	5.5	15.8	15.0	8.1	5.3	5.2	1.9
1至3年 1-3 years	7.1	5.6	6.0	7.2	8.5	5.3	5.8	5.2
少於1年 Less than 1 year	4.4	3.0	2.2	3.4	4.0	2.7	5.2	3.1
不曾吸食毒品的學生 Non-drug-taking students								
7年或以上 7 years or above	92.6	90.8	93.2	91.0	93.8	92.6	90.3	87.5
在香港出生 Born in Hong Kong	76.0	74.6	78.7	69.9	77.1	79.4	71.6	70.6
7年或以上 7 years or above	16.7	16.2	14.4	21.0	16.6	13.1	18.7	16.9
4至6年 4-6 years	3.0	4.1	3.6	5.3	3.1	3.9	2.2	3.2
1至3年 1-3 years	2.8	3.6	2.2	3.3	2.2	2.9	4.3	5.0
少於1年 Less than 1 year	1.6	1.6	1.0	0.5	0.9	0.7	3.2	4.3

註釋：百分比是以有提供相關資料的各吸食毒品與否及教育程度的學生為基礎而計算。

Note: Percentages are calculated based on the students in the respective drug use status groups and education levels who had provided the relevant information.

表4.13 居住的房屋種類（按吸食毒品與否及教育程度分組）（2017/18年及2020/21年）

Table 4.13 Type of housing by drug use status and by education level, 2017/18 and 2020/21

居住的房屋種類 Type of housing	總計 Overall		高小 Upper Primary		中學 Secondary		專上 Post-secondary	
	2017/18 (%)	2020/21 (%)	2017/18 (%)	2020/21 (%)	2017/18 (%)	2020/21 (%)	2017/18 (%)	2020/21 (%)
所有學生 All students								
公營租住房屋〔例如：公屋、中轉屋〕 Public rental housing (e.g. public housing estates, interim housing)	37.3	38.6	35.3	36.1	38.3	39.7	37.4	39.0
資助自置居所房屋〔例如：居屋、自置公屋〕 Subsidised home ownership housing (e.g. Home Ownership Scheme Housing, Tenants Purchase Scheme Housing)	12.9	10.0	11.4	8.7	12.1	8.7	15.4	13.2
私人永久性房屋（包括租住私人住宅）〔例如：私人住宅單位、平房、村屋〕 Private permanent housing (including rented private housing) (e.g. private residential flats, bungalows, village houses)	40.5	40.0	44.2	38.0	39.4	39.3	39.0	43.1
兩房或以下 <i>Two bedrooms or below</i>	15.0	17.8	15.0	16.3	14.0	17.3	16.7	20.0
三房或以上 <i>Three bedrooms or above</i>	23.8	22.1	26.1	21.7	24.2	22.0	21.2	22.6
不知道 <i>Unknown no. of bedrooms</i>	1.7	0.1	3.2	***	1.3	***	1.0	0.4
臨時房屋 Temporary housing	2.1	2.0	1.4	1.2	2.1	2.2	2.9	2.3
員工宿舍 Staff quarters	2.0	1.4	1.7	1.1	1.4	1.2	3.4	1.9
其他／不清楚 Others / uncertain	5.2	8.2	6.0	15.0	6.7	9.0	2.0	0.5

居住的房屋種類 Type of housing	總計 Overall		高小 Upper Primary		中學 Secondary		專上 Post-secondary	
	2017/18	2020/21	2017/18	2020/21	2017/18	2020/21	2017/18	2020/21
	(%)	(%)	(%)	(%)	(%)	(%)	(%)	(%)
曾吸食毒品的學生 Drug-taking students								
公營租住房屋〔例如：公屋、中轉屋〕 Public rental housing (e.g. public housing estates, interim housing)	28.7	30.9	36.8	28.3	30.1	33.5	25.6	28.6
資助自置居所房屋〔例如：居屋、自置公屋〕 Subsidised home ownership housing (e.g. Home Ownership Scheme Housing, Tenants Purchase Scheme Housing)	9.2	9.0	9.9	11.2	7.1	6.8	11.3	11.0
私人永久性房屋（包括租住私人住宅） 〔例如：私人住宅單位、平房、村屋〕 Private permanent housing (including rented private housing) (e.g. private residential flats, bungalows, village houses)	49.1	43.8	39.9	32.1	49.4	39.6	50.5	53.3
兩房或以下 Two bedrooms or below	13.6	16.9	16.4	14.0	9.7	14.0	17.3	21.4
三房或以上 Three bedrooms or above	34.5	26.8	22.2	18.0	38.6	25.6	32.5	31.6
不知道 Unknown no. of bedrooms	1.0	***	***	***	1.1	***	0.7	***
臨時房屋 Temporary housing	4.0	3.2	1.5	2.4	3.4	3.0	5.1	3.6
員工宿舍 Staff quarters	3.0	2.5	1.9	2.8	1.6	1.8	4.8	3.3
其他／不清楚 Others / uncertain	6.1	10.6	10.0	23.1	8.5	15.3	2.7	***

居住的房屋種類 Type of housing	總計 Overall		高小 Upper Primary		中學 Secondary		專上 Post-secondary	
	2017/18	2020/21	2017/18	2020/21	2017/18	2020/21	2017/18	2020/21
	(%)	(%)	(%)	(%)	(%)	(%)	(%)	(%)
不曾吸食毒品的學生 Non-drug-taking students								
公營租住房屋〔例如：公屋、中轉屋〕 Public rental housing (e.g. public housing estates, interim housing)	37.5	38.8	35.2	36.2	38.5	39.8	37.9	39.3
資助自置居所房屋〔例如：居屋、自置公屋〕 Subsidised home ownership housing (e.g. Home Ownership Scheme Housing, Tenants Purchase Scheme Housing)	12.9	10.0	11.4	8.6	12.2	8.8	15.5	13.3
私人永久性房屋（包括租住私人住宅）〔例如：私人住宅單位、平房、村屋〕 Private permanent housing (including rented private housing) (e.g. private residential flats, bungalows, village houses)	40.3	39.9	44.3	38.0	39.1	39.3	38.6	42.7
兩房或以下 Two bedrooms or below	15.0	17.8	14.9	16.3	14.1	17.4	16.7	20.0
三房或以上 Three bedrooms or above	23.5	22.0	26.1	21.8	23.8	21.9	20.8	22.3
不知道 Unknown no. of bedrooms	1.7	0.1	3.2	***	1.3	***	1.1	0.4
臨時房屋 Temporary housing	2.1	1.9	1.4	1.2	2.1	2.1	2.8	2.3
員工宿舍 Staff quarters	2.0	1.3	1.7	1.0	1.4	1.2	3.3	1.9
其他／不清楚 Others / uncertain	5.2	8.1	6.0	14.9	6.7	8.8	1.9	0.5

- 註釋： 1. 百分比是以有提供相關資料的各吸食毒品與否及教育程度的學生為基礎而計算。
2. *** 由於抽樣誤差相對較大，該估計不予公布。為免從總數減去餘數後能得出未有顯示的數字，在有需要時，另一數字亦同時不會顯示。

- Notes: 1. Percentages are calculated based on the students in the respective drug use status groups and education levels who had provided the relevant information.
2. *** Estimates are not released due to relatively large sampling error. When necessary, an additional cell is also suppressed to prevent the deduction of a suppressed cell from the total.

5. 報告摘要

Summary of key findings

表 5.1 國際比較

Table 5.1 International Comparison

地區 Region	樣本數量 Sample Size	曾吸食毒品的比率 Lifetime Prevalence Rate
香港 (2020/21)	約有 56 400 位中學學生 (佔總人口的 17.2%)	2.5% (中學學生)
Hong Kong (2020/21)	About 56 400 secondary students (17.2% of population)	2.5% (Secondary students)
美國 (2021) ¹	約有 32 260 位 (第八、十及十二年級) 學生 (佔總人口的 0.3%)	27.0% (第八、十及十二年級學生)
The United States (2021) ¹	About 32 260 (Grade 8, 10 & 12) students (0.3% of population)	27.0% (Grade 8, 10 & 12 students)
英國 (英格蘭) (2018) ²	約有 13 700 位 (第七至十一年級) 學生 (佔總人口的 0.5%)	24.0% (年齡介乎 11 至 15 歲的學生)
England, the United Kingdom (2018) ²	About 13 700 (Year 7 to 11) students (0.5% of population)	24.0% (Students aged 11-15)
35 個歐洲國家 (2019) ³	在 35 個歐洲國家中 約有 99 600 位 年齡介乎 15 至 16 歲的學生	16.6% (年齡介乎 15 至 16 歲的學生)
35 European countries (2019) ³	About 99 600 (Aged 15-16) students in 35 countries	16.6% (Students aged 15-16)

資料來源：1. 2021 年美國國家濫用藥物研究院的“Monitoring the Future – National Results on Adolescent Drug Use”報告。
2. 英國國民保健署訊息中心的“Smoking, Drinking and Drug Use among Young People in England - 2018”報告。
3. “The 2019 ESPAD Report – Substance Use among Students in 35 European Countries”報告，指出在各國的吸毒比率介乎 4%至 29%。

Sources: 1. “Monitoring the Future - National Results on Adolescent Drug Use”, The National Institute on Drug Abuse, 2021
2. “Smoking, Drinking and Drug Use among Young People in England - 2018”, NHS Information Centre.
3. “The 2019 ESPAD Report – Substance Use among Students in 35 European Countries”, indicating that prevalence rates of individual countries range from 4%-29%.

有效抽樣率及回應率

EFFECTIVE SAMPLING FRACTION AND RESPONSE RATE

		高小 Upper Primary	中學 Secondary	專上 Post- secondary	總計 Overall
學生人數 No. of students	總學生人數 Population	181 311	329 011	192 179	702 501
	目標人數 ¹ Target ¹	46 505	90 547	164 882	301 934
	有參與的學校／院 校人數 Total number of students in the schools/ institutions who participated	34 312	75 874	124 324	234 510
	收回問卷的數目 Total questionnaires returned	25 365	56 636	32 168	114 169
	扣除無效的個案 Less 'Invalid cases'	48	195	569	812
	有效樣本 Effective samples	25 317	56 441	31 599	113 357
	有效抽樣率 ² Effective sampling fraction ²	14.0%	17.2%	16.4%	16.1%
	回應率 ³ Response rate ³	54.4%	62.3%	19.2%	37.5%

- 註釋：
1. 目標人數是考慮到過往調查的回應情況而計劃所需抽選的學生人數。
 2. 有效學生抽樣率是指成功完成問卷的學生（有效樣本）佔所有學校或院校的學生人數（總學生人數）的比率。
 3. 學生回應率是指成功完成問卷的學生（有效樣本）佔揀選學校的學生人數（目標人數）的比率。

- Notes:
1. Target is defined as the total number of students planned to be enumerated after taking into account the response situation in the past Surveys.
 2. Effective sampling fraction of students is defined as the proportion of students who had successfully completed the questionnaires (effective samples) out of the total number of students in all of the schools (population).
 3. Response rate of students is defined as the proportion of students who had successfully completed the questionnaires (effective samples) out of the total number of students in the selected schools (target).

有參與及沒有參與的高小及中學學校概況

PROFILE OF PARTICIPATING AND NON-PARTICIPATING UPPER PRIMARY AND SECONDARY SCHOOLS

學校大小 (班別數目) School size (Number of classes)	被揀選的學校 Selected Schools (%)	成功訪問的學校 Enumerated Schools (%)	沒有參與的學校 Schools with Non-response Status (%)
高小 Upper Primary			
小 (≤ 20) Small (≤ 20)	28	24	30
中 (21-25) Medium (21-25)	31	37	27
大 (> 25) Large (> 25)	41	39	42
中學 Secondary			
小 (≤ 25) Small (≤ 25)	66	70	62
中 (26-30) Medium (26-30)	20	20	20
大 (> 30) Large (> 30)	15	10	18

問卷樣本
QUESTIONNAIRE SPECIMEN

所有資料將不記名及絕對保密，請放心如實作答

P-Chi

2020/21 年 學生服用藥物情況調查

禁毒處 委託

精確市場研究中心 進行

第一部分：背景資料

為了幫助統計分析，這個研究需要了解一些你的基本資料。這些資料將會絕對保密，只作整體統計分析之用。

Q1. 性別

① 男

② 女

Q2. 班級

① 小四

② 小五

③ 小六

Q3. 就讀學校

① 全日制小學

② 上午班小學

③ 下午班小學

Q4. 年齡

① 6 歲或以下

③ 8 歲

⑤ 10 歲

⑦ 12 歲

⑨ 14 歲

② 7 歲

④ 9 歲

⑥ 11 歲

⑧ 13 歲

⑩ 15 歲或以上

Q5. 居住地區

香港島

① 中西區

② 灣仔區

③ 東區

④ 南區

⑫ 澳門

⑭ 其他/不清楚

九龍

⑤ 油尖旺區

⑥ 深水埗區

⑦ 九龍城區

⑧ 黃大仙區

⑨ 觀塘區

新界

⑩ 葵青區

⑪ 荃灣區

⑫ 屯門區

⑬ 元朗區

⑭ 北區

內地

⑮ 大埔區

⑯ 沙田區

⑰ 西貢區

⑱ 離島區

⑲ 深圳

⑳ 其他內地城市

[請註明街道/樓宇名稱]

Q6. 父母是否與你同住？

① 父母親都與我同住

② 只有父親與我同住

③ 只有母親與我同住

④ 父母親都不是與我同住

填入資料即成限閱文件

頁 1

所有資料將不記名及絕對保密，請放心如實作答

Q7. 你是否在香港出生？

① 是，我在香港出生

② 否[請續答跟進問題]

如「否」，你在港居住了多少年？

③ 7年或以上

④ 4至6年

⑤ 1至3年

⑥ 少於1年

Q8. 你現在居住的房屋類型是甚麼？

① 公營租住房屋[例如：公屋、中轉屋]

③ 私人永久性房屋（包括租住私人住宅）[兩房或以下]

⑤ 臨時房屋

② 資助自置居所房屋[例如：居屋、自置公屋]

④ 私人永久性房屋（包括租住私人住宅）[三房或以上]

⑥ 員工宿舍

⑦ 其他/不清楚 [請註明樓宇/屋苑名稱]

Q9. 你的父母是否擁有私人汽車（不包括電單車和營業車輛例如的士及貨車）？

① 否

② 是

第二部分：生活習慣

Q10. 在空閒時，你通常會做甚麼？[可選多項]

① 跟朋友聊天

⑧ 看電視/聽電台節目或音樂

⑮ 奏玩樂器/畫畫/跳舞/參與其他文化活動

② 跟家人玩樂/聊天

⑨ 在家無所事事/睡覺

⑯ 上網

③ 看電影

⑩ 做運動/戶外活動[如郊遊/遠足]

⑰ 到網吧/電子遊戲機中心

④ 購物/逛街

⑪ 去娛樂場所[如卡拉OK/酒吧]

⑱ 參加教會或宗教活動

⑤ 參與義工服務

⑫ 參加課外活動[如童軍/學會活動]

⑲ 其他

⑥ 閱讀

⑬ 到親友家中玩樂

[請註明]

⑦ 看漫畫

⑭ 在家玩電子遊戲

Q11. 在上網時，你通常會做甚麼？[可選多項]

① 我沒有上網的習慣

⑤ 上討論區/聊天室/留言板等

⑧ 做網上功課

② 玩網上遊戲

⑥ 看YouTube/抖音/短片/電視節目/電影

⑨ 瀏覽網頁[如看報紙文章/漫畫]

③ 網上交友

⑦ 尋找資料[如看維基百科/查看地圖/查詢交通]

⑩ 下載相片/歌曲等

④ 跟朋友聊天/分享[如發電郵/玩WhatsApp/WeChat/Line/Telegram/Snapchat/Facebook/Instagram/寫blog]

⑪ 其他 [請註明]

填入資料即成限閱文件

頁 2

所有資料將不記名及絕對保密，請放心如實作答

第三部分：吸食毒品

「毒品」是指列載於問題 Q15-L 及 Q15-R 中的任何物質或其他危害精神的物品。常見毒品有海洛英、可卡因、氯胺酮（俗稱「K 仔」）、搖頭丸、甲基安非他明（俗稱「冰毒」）和大麻等。

Q12. 在你認識的人當中，有沒有人吸食毒品？

- ① 完全沒有
- ② 有 [請續答跟進問題]

如「有」，是誰呢？ [可選多項]

- | | | |
|-----------|------|--------|
| ③ 同學 | ⑥ 朋友 | ⑨ 兄弟姊妹 |
| ④ 男朋友／女朋友 | ⑦ 鄰居 | ⑩ 親戚 |
| ⑤ 網友 | ⑧ 父母 | ⑪ 其他人 |

[請註明]

Q13. 你是否接受別人吸食毒品？

- ① 我不接受任何人吸食毒品
- ② 我不接受我的家人／男、女朋友吸食毒品，但我接受其他人定期吸毒／有吸食毒品的習慣
- ③ 我接受別人在某些情況下 [如在派對裡、不開心時] 吸食毒品
- ④ 我接受別人定期吸毒／有吸食毒品的習慣

Q14. 你有沒有曾經吸食毒品？ [所有資料將不記名及絕對保密，並只作整體統計分析用途]

沒有 ①

② 有

「沒有曾經」吸食毒品，只需回答左方問題
[即 Q15-L 至 Q21-L]

「有曾經」吸食毒品，只需回答右方問題
[即 Q15-R 至 Q21-R]

Q15-L. 你曾經聽過下列哪種毒品呢？

[可選多項]

- 白粉 [海洛英] ①
- 咳水 / 咳丸 [醫療用途除外] ②
- 可卡因 ③
- 搖頭丸 [忘我 / E 仔] ④
- 大麻 [草] ⑤
- 甲基安非他明 [冰毒] ⑥
- 藍精靈 [白瓜子] ⑦
- 氯胺酮 [K / 茄 / K 仔] ⑧
- K2 ⑨
- 五仔 [哈哈笑 / Give-me-five] ⑩
- 天拿水 / 強力膠 / 其他有機溶劑 [正常用途除外] ⑪
- 喵喵 [Meow Meow] ⑫
- 以上的毒品均沒有聽過 ⑬

請前往問題 Q16-L

Q15-R. 你曾經吸食下列哪種毒品呢？

[可選多項]

- ① 白粉 [海洛英]
- ② 咳水 / 咳丸 [醫療用途除外]
- ③ 可卡因
- ④ 搖頭丸 [忘我 / E 仔]
- ⑤ 大麻 [草]
- ⑥ 甲基安非他明 [冰毒]
- ⑦ 藍精靈 [白瓜子]
- ⑧ 氯胺酮 [K / 茄 / K 仔]
- ⑨ K2
- ⑩ 五仔 [哈哈笑 / Give-me-five]
- ⑪ 天拿水 / 強力膠 / 其他有機溶劑 [正常用途除外]
- ⑫ 喵喵 [Meow Meow]
- ⑬ 其他毒品

[請註明]

請前往問題 Q16-R

填入資料即成限閱文件

頁 3

所有資料將不記名及絕對保密，請放心如實作答

「沒有曾經」吸食毒品，只需回答左方問題
[即 Q16-L 至 Q21-L]

「有曾經」吸食毒品，只需回答右方問題
[即 Q16-R 至 Q21-R]

Q16-L. 有沒有人曾經嘗試提供毒品給你？

- 完全沒有 ①
- 有 [請續答跟進問題] ②
- 如「有」，是誰提供給你的呢？[可選多項]
- 同學 ③
 - 男朋友／女朋友 ④
 - 網友 ⑤
 - 朋友 ⑥
 - 朋友的朋友 ⑦
 - 父母 ⑧
 - 兄弟姊妹 ⑨
 - 親戚 ⑩
 - 鄰居 ⑪
 - 毒販 ⑫
 - 娛樂場所工作人員 ⑬
 - 兼職同事 ⑭
 - 陌生人／其他人 [請註明] ⑮

Q17-L. 這些人在甚麼地方嘗試提供毒品給你？
[可選多項]

- 不適用，從沒有人給予我毒品 ①
- 自己家中 ②
- 朋友／同學／鄰居家中 ③
- 學校[包括宿舍] ④
- 其他住宅單位[如空置單位] ⑤
- 網吧 ⑥
- 電子遊戲機中心 ⑦
- 卡拉 OK 房 ⑧
- 酒吧 ⑨
- 其他樓上娛樂場所[如樓上咖啡店／書店] ⑩
- 戲院 ⑪
- 公眾遊樂場／球場／公園／公廁 ⑫
- 大廈梯間或大廈的公眾地方／後巷 ⑬
- 沙灘 ⑭
- 出租屋／渡假屋／酒店／其他出租地方 ⑮
- 商場／商店 ⑯
- 藥房 ⑰
- 遊艇 ⑱
- 其他地方 [請註明] ⑲

請前往問題 Q18-L

Q16-R. 是誰提供毒品給你呢？[可選多項]

- ① 同學
- ② 男朋友／女朋友
- ③ 網友
- ④ 朋友
- ⑤ 朋友的朋友
- ⑥ 父母
- ⑦ 兄弟姊妹
- ⑧ 親戚
- ⑨ 鄰居
- ⑩ 毒販
- ⑪ 藥房職員
- ⑫ 娛樂場所工作人員
- ⑬ 兼職同事
- ⑭ 陌生人／其他人
- [請註明]

Q17-R. (a) 你通常在哪些地方取得毒品？
(b) 你通常會在哪些地方吸食毒品？

- | (a) 取得毒品的地方 | [可選多項] | (b) 吸食毒品的地方 |
|-------------|-----------------|-------------|
| ① | 自己家中 | ① |
| ② | 朋友／同學／鄰居家中 | ② |
| ③ | 學校[包括宿舍] | ③ |
| ④ | 其他住宅單位[如空置單位] | ④ |
| ⑤ | 網吧 | ⑤ |
| ⑥ | 電子遊戲機中心 | ⑥ |
| ⑦ | 卡拉 OK 房 | ⑦ |
| ⑧ | 酒吧 | ⑧ |
| ⑨ | 其他樓上娛樂場所 | ⑨ |
| | [如樓上咖啡店／書店] | |
| ⑩ | 戲院 | ⑩ |
| ⑪ | 公眾遊樂場／球場／公園／公廁 | ⑪ |
| ⑫ | 大廈梯間或大廈的公眾地方／後巷 | ⑫ |
| ⑬ | 沙灘 | ⑬ |
| ⑭ | 出租屋／渡假屋／酒店／ | ⑭ |
| | 其他出租地方 | |
| ⑮ | 商場／商店 | ⑮ |
| ⑯ | 藥房 | ⑯ |
| ⑰ | 遊艇 | ⑰ |
| ⑱ | 其他地方 | ⑱ |
| | [請註明] | [請註明] |

[請檢查是否已回答 Q17-R(a) 和(b)兩部分的問題]

請前往問題 Q18-R

填入資料即成限閱文件

頁 4

所有資料將不記名及絕對保密，請放心如實作答

「沒有曾經」吸食毒品，只需回答左方問題
[即 Q18-L 至 Q21-L]

「有曾經」吸食毒品，只需回答右方問題
[即 Q18-R 至 Q21-R]

Q18-L. 如果你知道你的好朋友吸食毒品，
你會怎樣做呢？[可選多項]

- ① 裝作不知道／甚麼也不做
- ② 不知怎麼做
- ③ 告訴老師
- ④ 告訴社工
- ⑤ 告訴我自己的父母
- ⑥ 告訴他／她的父母
- ⑦ 直接與他／她對話了解情況
- ⑧ 勸他／她不要吸毒或鼓勵他／她戒毒
- ⑨ 鼓勵他／她向其他人[如社工]尋求協助
- ⑩ 疏遠他／她或絕交
- ⑪ 報警
- ⑫ 致電「186 186」或發訊息到 WhatsApp／
微信「98 186 186」禁毒熱線
- ⑬ 其他 [請註明]

Q19-L. 你有沒有曾經接觸過任何有關禁毒的資訊
(包括毒品禍害的資料)？

- ① 完全沒有
 - ② 有 [請續答跟進問題]
- 如「有」，哪些是主要的資訊來源？[可選多項]

- ③ 電視，收音機及報紙等大眾傳播媒介
- ④ 學校課程
- ⑤ 禁毒講座
- ⑥ 禁毒活動[如禁毒話劇／嘉年華會]
- ⑦ 互聯網／智能手機／平板電腦[包括應用程式／
電郵／Blog／討論區／YouTube]
- ⑧ 志願青少年機構
- ⑨ 書本
- ⑩ 禁毒宣傳海報
- ⑪ 宣傳單張／展板／小冊子
- ⑫ 香港賽馬會藥物資訊天地
- ⑬ 親人[如父母／兄弟姊妹／長輩]
- ⑭ 同學／朋友
- ⑮ 其他 [請註明]

請前往問題 Q20-L

Q18-R. 你吸食毒品的主要原因是甚麼？
[可選多項]

- ① 好奇
 - ② 受朋輩影響
 - ③ 尋求刺激
 - ④ 解悶／消磨時間
 - ⑤ 逃避不开心或不安的感覺
 - ⑥ 減輕壓力
 - ⑦ 炫耀
 - ⑧ 跟潮流
 - ⑨ 提神
 - ⑩ 減肥
 - ⑪ 止痛
 - ⑫ 避免因沒有服食藥物而感到不適
 - ⑬ 其他原因
- [請註明]

Q19-R. 你會否在過去十二個月吸食毒品？

- ① 沒有
- ② 有 [請續答跟進問題]

如「有」，你會否在過去三十天吸食毒品？

- ③ 沒有
- ④ 有 [請續答跟進問題]

如「有」，在過去三十天內，你吸食毒品
有多頻密？

- ⑤ 每日多於一次
- ⑥ 每日一次
- ⑦ 每星期兩、三日
- ⑧ 每星期
- ⑨ 每兩星期
- ⑩ 每月

請前往問題 Q20-R

填入資料即成限閱文件

頁 5

所有資料將不記名及絕對保密，請放心如實作答

「沒有曾經」吸食毒品，只需回答左方問題
[即 Q20-L 至 Q21-L]

「有曾經」吸食毒品，只需回答右方問題
[即 Q20-R 至 Q21-R]

Q20-L. 你有沒有曾經參加下列的禁毒活動？

- 完全沒有 ①
有 [請續答跟進問題] ②
- 如「有」，是哪些呢？[可選多項]
- 研討會／講座 ③
 - 課堂活動[如專題研習] ④
 - 嘉年華會 ⑤
 - 戶外活動 ⑥
 - 義務工作 ⑦
 - 禁毒話劇／綜藝表演／音樂會 ⑧
 - 電影欣賞 ⑨
 - 電子或網上遊戲／短片／網劇 ⑩
 - 比賽[如音樂／標語創作／話劇／短片製作] ⑪
 - 參觀[如戒毒所] ⑫
 - 其他 [請註明] ⑬

Q21-L. 你最喜歡由誰傳遞禁毒資訊(例如毒品禍害的資料)給你呢？
[只選一項]

- 已戒毒人士 ①
- 父母 ②
- 其他親人[如兄弟姊妹／長輩] ③
- 老師 ④
- 醫生及醫護人員 ⑤
- 社工 ⑥
- 政府官員 ⑦
- 電視／電影明星或流行歌手 ⑧
- 著名運動員 ⑨
- 朋友／同學 ⑩
- 其他 [請註明] ⑪

請前往問題 Q22

Q20-R. 你有沒有曾經因為吸食毒品問題(除借錢吸食毒品外)而向他人求助？

- ① 完全沒有
② 有 [請續答跟進問題]
- 如「有」，是誰給你最大幫助呢？[只選一項]
- ③ 同學
 - ④ 男／女朋友
 - ⑤ 網友
 - ⑥ 朋友
 - ⑦ 父母
 - ⑧ 兄弟姊妹
 - ⑨ 老師
 - ⑩ 其他親人[如長輩]
 - ⑪ 學校社工／輔導員
 - ⑫ 外展社工／輔導員
 - ⑬ 醫生及醫護人員
 - ⑭ 戒毒機構社工／輔導員
 - ⑮ 警方的學校聯絡主任
 - ⑯ 神職人員／教牧人員
 - ⑰ 致電「186 186」或發訊息到 WhatsApp／
微信「98 186 186」禁毒熱線
 - ⑱ 其他人 [請註明]

Q21-R. 你最喜歡由誰傳遞禁毒資訊(例如毒品禍害的資料)給你呢？
[只選一項]

- ① 已戒毒人士
- ② 父母
- ③ 其他親人[如兄弟姊妹／長輩]
- ④ 老師
- ⑤ 醫生及醫護人員
- ⑥ 社工
- ⑦ 政府官員
- ⑧ 電視／電影明星或流行歌手
- ⑨ 著名運動員
- ⑩ 朋友／同學
- ⑪ 其他 [請註明]

請前往問題 Q22

填入資料即成閱覽文件

頁 6

所有資料將不記名及絕對保密，請放心如實作答

第四部分：飲酒和吸煙

Q22. 你有沒有曾經飲酒？

〔「酒」指各類含酒精飲料，例如紅酒、白酒、啤酒、雞尾酒、仙地、白蘭地、威士忌或含酒精成份的果汁 / 其他飲料。〕

沒有 ①

② 有

「沒有曾經」飲酒，只需回答左方問題
[即 Q23-L]

「有曾經」飲酒，只需回答右方問題
[即 Q23-R]

Q23-L. 你不飲酒的原因是甚麼？[可選多項]

- 飲酒會損害健康 ①
- 我未成年，未能飲酒 / 購買酒 ②
- 我的朋友沒有飲酒 ③
- 我的父母不准我飲酒 ④
- 我沒有興趣飲酒 ⑤
- 我不喜歡飲酒者的形象 ⑥
- 我沒有金錢買酒 ⑦
- 我沒有機會飲酒 ⑧
- 我不喜歡酒的味道 / 氣味 ⑨
- 我不喜歡飲酒後帶來的不適 ⑩
- 其他 [請註明] ⑪

請前往問題 Q24

Q23-R. 你會否在過去十二個月飲酒？

- ① 沒有
- ② 有 [請續答跟進問題] →
- 如「有」，你會否在過去三十天飲酒？
- ③ 沒有
- ④ 有

請前往問題 Q24

Q24. 你有沒有曾經吸煙？

〔「吸煙」指吸食各類煙草及相關產品，包括香煙、雪茄、手捲煙、水煙、用煙斗吸煙及電子煙。〕

沒有 ①

② 有

「沒有曾經」吸煙，只需回答左方問題
[即 Q25-L]

「有曾經」吸煙，只需回答右方問題
[即 Q25-R]

Q25-L. 你不吸煙的原因是甚麼？[可選多項]

- 吸煙會損害健康 ①
- 我未成年，未能吸煙 / 購買煙 ②
- 我的朋友沒有吸煙 ③
- 我的父母不准我吸煙 ④
- 我沒有興趣吸煙 ⑤
- 我不喜歡吸煙者的形象 ⑥
- 因為煙草產品越來越貴 ⑦
- 我沒有機會吸煙 ⑧
- 我不喜歡煙的氣味 ⑨
- 因為越來越多地方不准吸煙 ⑩
- 其他 [請註明] ⑪

請前往問題 Q26

Q25-R. 你會否在過去十二個月吸煙？

- ① 沒有
- ② 有 [請續答跟進問題] →
- 如「有」，你會否在過去三十天吸煙？
- ③ 沒有
- ④ 有

請前往問題 Q26

填入資料即成限閱文件

頁 7

第五部分：生活經驗和自我形象

Q26. 在過去的六個月，你有沒有遇到以下的情況呢？

	沒有	有
i. 被同學欺負	①	②
ii. 被學校記缺點、小過、大過或收警告信	①	②
iii. 被陌生人騷擾	①	②
iv. 和父親或母親超過一星期沒見面	①	②
v. 被父母責備	①	②
vi. 不滿意學業成績	①	②

Q27. 在過去的六個月，你有沒有做過以下的事情呢？

	沒有	有
i. 曠課	①	②
ii. 偷東西	①	②
iii. 離家出走	①	②
iv. 毆打他人	①	②
v. 與黑社會來往	①	②
vi. 午夜在街上流連	①	②
vii. 賭博	①	②
viii. 刻意傷害自己身體	①	②

Q28. 你是否同意以下句子？

	不同意	同意
i. 我容易受朋友影響。	①	②
ii. 如果我盡力去做的話，我總是能夠解決難題的。	①	②
iii. 總括來說，我對自己感到滿意。	①	②
iv. 我的父母關注我的感受。	①	②
v. 我覺得自己在學校裡佔有重要的位置。	①	②
vi. 在朋友之間我常常有自己的主意。	①	②
vii. 我有自信能有效地應付突如其來的事情。	①	②
viii. 當我遇到困難，我很容易放棄。	①	②
ix. 我的朋友不可以做違法或違規的事情。	①	②
x. 有些時候，我會覺得自己是一無是處。	①	②
xi. 我常常會不遵守校規。	①	②
xii. 與別人爭執時我會以「心平氣和」的態度來解決問題。	①	②

～ 問卷完成，多謝參與 ～

Please rest assured that no name will be recorded and all information provided will be handled in strict confidence. Please be completely honest when you answer the questions.

P-Eng

2020/21 Survey of Drug Use among Students

Commissioned by the Narcotics Division

Executed by Consumer Search Hong Kong Ltd

SECTION 1 : BACKGROUND INFORMATION

We would like to collect some background information from you to facilitate statistical analysis. Data collected will be handled in strict confidence and used for statistical analysis only.

Q1. Gender

- ① Male ② Female

Q2. Level of study

- ① Primary 4 (Grade 4) ② Primary 5 (Grade 5) ③ Primary 6 (Grade 6)

Q3. Type of school

- ① Primary School – Whole Day ② Primary School – AM Session ③ Primary School – PM Session

Q4. Age

- ① 6 years old or below ② 7 years old ③ 8 years old ④ 9 years old ⑤ 10 years old ⑥ 11 years old ⑦ 12 years old ⑧ 13 years old ⑨ 14 years old ⑩ 15 years old or above

Q5. In which district do you live in?

Hong Kong Island

- ① Central and Western
 ② Wanchai
 ③ Eastern
 ④ Southern
 ⑫ Macao
 ⑬ Others / uncertain

Kowloon

- ⑤ Yau Tsim Mong
 ⑥ Sham Shui Po
 ⑦ Kowloon City
 ⑧ Wong Tai Sin
 ⑨ Kwun Tong

New Territories

- ⑩ Kwai Tsing
 ⑪ Tsuen Wan
 ⑫ Tuen Mun
 ⑬ Yuen Long
 ⑭ Northern

Mainland

- ⑮ Tai Po
 ⑯ Shatin
 ⑰ Sai Kung
 ⑱ Islands
 ⑲ Shenzhen
 ⑳ Other cities in Mainland China

(please specify the name of street / building)

Q6. Are your parents living with you?

- ① Both my parents are living with me ② Only my father is living with me ③ Only my mother is living with me ④ Both my parents are not living with me

RESTRICTED when entered with data

Please rest assured that no name will be recorded and all information provided will be handled in strict confidence. Please be completely honest when you answer the questions.

Q7. Were you born in Hong Kong?

① Yes, I was born in Hong Kong

② No [Please answer the following question] →

If "No", how long have you lived in Hong Kong?

③ 7 years or above

④ 4 – 6 years

⑤ 1 – 3 years

⑥ Less than 1 year

Q8. What type of housing is your family living in?

① Public rental housing (e.g. public housing estates, interim housing)

② Subsidized home ownership housing (e.g. Home Ownership Scheme Housing, Tenants Purchase Scheme Housing)

③ Private permanent housing (including rented private housing) (Two bedrooms or below) (e.g. private residential flats, bungalows, village houses)

④ Private permanent housing (including rented private housing) (Three bedrooms or above) (e.g. private residential flats, bungalows, village houses)

⑤ Temporary housing

⑥ Staff quarters

⑦ Others / uncertain

(please specify the name of building / estate)

Q9. Do your parents own a car (excluding motorbikes and commercial vehicles such as taxis and trucks)?

① No

② Yes

SECTION 2 : HABITS

Q10. What do you usually do in your free time? (multiple answers are allowed)

① Chat with friends

② Chat / play with family

③ Watch movies

④ Shopping / wander on streets

⑤ Participate in voluntary work

⑥ Read books

⑦ Read comics

⑧ Watch TV / listen to the radio or music

⑨ Hang around at home / sleep

⑩ Do sports / outdoor activities (e.g. outing / hiking)

⑪ Go to entertainment venue (e.g. karaoke / bar (or pub))

⑫ Participate in extra-curricular activities (e.g. scouts and guides / society activities)

⑬ Play in friends' and relatives' home

⑭ Play electronic games at home

⑮ Play musical instruments / drawing / dancing / participate in other cultural activities

⑯ Surf the Internet

⑰ Go to cyber cafés / electronic games centres

⑱ Participate in church / religious activities

⑲ Others

(please specify)

Q11. What do you usually do when surfing the Internet? (multiple answers are allowed)

① I do not have the habit of surfing the Internet

② Play online games

③ Make friends online

④ Chat / share with friends (e.g. through email / WhatsApp / WeChat / Line / Telegram / Snapchat / Facebook / Instagram / blog)

⑩ Others (please specify)

⑤ Go to discussion forums / chat rooms / message boards, etc.

⑥ Watch YouTube / TikTok / video clips / TV shows / movies

⑦ Find information (e.g. through Wikipedia / map search / route search)

⑧ Do homework on the Internet

⑨ Browse websites (e.g. read newspaper articles / comics)

⑩ Download photos / songs, etc.

Please rest assured that no name will be recorded and all information provided will be handled in strict confidence. Please be completely honest when you answer the questions.

SECTION 3 : USE OF DRUGS

“Drugs” refer to any substances listed in questions Q15-L and Q15-R or any substances that will harm the mental health of a person. Common drugs are heroin, cocaine, ketamine (commonly known as “K Zai”), ecstasy, methamphetamine (commonly known as “Ice”), cannabis, etc.

Q12. Do you personally know anyone who uses drugs?

- ① No
 - ② Yes [Please answer the following question]
- If “Yes”, who? (multiple answers are allowed)
- | | | |
|--------------------------|--------------|----------------------|
| ③ Schoolmates | ⑥ Friends | ⑨ Brothers / sisters |
| ④ Boyfriend / girlfriend | ⑦ Neighbours | ⑩ Relatives |
| ⑤ Online friends | ⑧ Parents | ⑪ Others |
- (please specify)

Q13. Do you think it is okay for people to use drugs?

- ① I think it is **not okay** for anyone to use drugs
- ② I think it is **not okay** for my family members / boyfriend or girlfriend to use drugs, but it is okay for other people to use drugs on a regular basis or as a **habit**
- ③ I think it is okay for people to use drugs **in a specific occasion** (e.g. at parties or when feeling unhappy)
- ④ I think it is okay for people to use drugs on a regular basis or as a **habit**

Q14. Have you ever used drugs? (No name will be recorded, all information provided will be handled in strict confidence and will only be used for statistical analysis.)

- No ①
- ② Yes

If “No”, answer questions in the **LEFT** column only (i.e. Q15-L to Q21-L)

If “Yes”, answer questions in the **RIGHT** column only (i.e. Q15-R to Q21-R)

- Q15-L. Which of these drugs have you ever heard of?** (multiple answers are allowed)
- Heroin ①
 - Codeine / Cough Medicine (except for medical uses) ②
 - Cocaine ③
 - Ecstasy (MDMA / XTC) ④
 - Cannabis (Grass / Marijuana / Weed) ⑤
 - Methamphetamine (Ice) ⑥
 - Halcion (Dormicum) ⑦
 - Ketamine (K / Ket / K Zai) ⑧
 - K2 ⑨
 - Give-me-five ⑩
 - Thinner / Glue / Other organic solvent (except for proper uses) ⑪
 - Meow Meow ⑫
 - None of the above ⑬

- Q15-R. Which of these drugs have you ever used?** (multiple answers are allowed)
- ① Heroin
 - ② Codeine / Cough Medicine (except for medical uses)
 - ③ Cocaine
 - ④ Ecstasy (MDMA / XTC)
 - ⑤ Cannabis (Grass / Marijuana / Weed)
 - ⑥ Methamphetamine (Ice)
 - ⑦ Halcion (Dormicum)
 - ⑧ Ketamine (K / Ket / K Zai)
 - ⑨ K2
 - ⑩ Give-me-five
 - ⑪ Thinner / Glue / Other organic solvent (except for proper uses)
 - ⑫ Meow Meow
 - ⑬ Others
- (please specify)

Go to question Q16-L

Go to question Q16-R

Please rest assured that no name will be recorded and all information provided will be handled in strict confidence. Please be completely honest when you answer the questions.

If you **HAVEN'T** used drugs, answer questions in the **LEFT** column only (i.e. Q16-L to Q21-L)

If you **HAVE** used drugs, answer questions in the **RIGHT** column only (i.e. Q16-R to Q21-R)

Q16-L. Have you ever been offered any drugs?

No ①

Yes [Please answer the following question] ②

If "Yes", who offered you the drugs? (multiple answers are allowed)

- Schoolmates ③
- Boyfriend / girlfriend ④
- Online friends ⑤
- Friends ⑥
- Friends of friends ⑦
- Parents ⑧
- Brothers / sisters ⑨
- Relatives ⑩
- Neighbours ⑪
- Drug dealers ⑫
- Staff of entertainment venues ⑬
- Part-time colleagues ⑭
- Strangers / Others (please specify) ⑮

Q17-L. Where were you offered the drugs?
(multiple answers are allowed)

- Not applicable. I have never been offered any drugs ①
- At home ②
- Friends' / schoolmates' / neighbours' home ③
- School (including dormitory) ④
- Other residential flats (e.g. vacant flats) ⑤
- Internet café / cyber café ⑥
- Electronic game centre ⑦
- Karaoke room ⑧
- Bar (or pub) ⑨
- Other upstairs entertainment venues (e.g. upstairs cafés / bookstores) ⑩
- Cinema ⑪
- Public playground / pitch / park / public toilet ⑫
- Staircase or public area in building / back alley ⑬
- Beach ⑭
- Holiday rental resort / rental place / hotel / other rental places ⑮
- Shopping mall / retail shop ⑯
- Pharmacy ⑰
- Yacht ⑱
- Other places (please specify) ⑲

Go to question Q18-L

Q16-R. Who gave drugs to you?
(multiple answers are allowed)

- ① Schoolmates
- ② Boyfriend / girlfriend
- ③ Online friends
- ④ Friends
- ⑤ Friends of friends
- ⑥ Parents
- ⑦ Brothers / sisters
- ⑧ Relatives
- ⑨ Neighbours
- ⑩ Drug dealers
- ⑪ Staff of pharmacies
- ⑫ Staff of entertainment venues
- ⑬ Part-time colleagues
- ⑭ Strangers / Others (please specify)

Q17-R. (a) Where do you usually obtain drugs?
(b) Where do you usually use drugs?

(a) Place(s) obtained drugs	(multiple answers are allowed)	(b) Place(s) used drugs
①	At home	①
②	Friends' / schoolmates' / neighbours' home	②
③	School (including dormitory)	③
④	Other residential flats (e.g. vacant flats)	④
⑤	Internet café / cyber café	⑤
⑥	Electronic game centre	⑥
⑦	Karaoke room	⑦
⑧	Bar (or pub)	⑧
⑨	Other upstairs entertainment venues (e.g. upstairs cafés / bookstores)	⑨
⑩	Cinema	⑩
⑪	Public playground / pitch / park / public toilet	⑪
⑫	Staircase or public area in building / back alley	⑫
⑬	Beach	⑬
⑭	Holiday rental resort / rental place / hotel / other rental places	⑭
⑮	Shopping mall / retail shop	⑮
⑯	Pharmacy	⑯
⑰	Yacht	⑰
⑱	Other places (please specify)	⑱ (please specify)

[Please check if you have answered both (a) and (b) parts of Q17-R.]

Go to question Q18-R

Please rest assured that no name will be recorded and all information provided will be handled in strict confidence. Please be completely honest when you answer the questions.

If you **HAVEN'T** used drugs, answer questions in the **LEFT** column only (i.e. Q18-L to Q21-L)

If you **HAVE** used drugs, answer questions in the **RIGHT** column only (i.e. Q18-R to Q21-R)

Q18-L. What will you do if you know your close friends use drugs?

(multiple answers are allowed)

- Pretend I do not know / do nothing ①
- Do not know what to do ②
- Tell teachers ③
- Tell social workers ④
- Tell my parents ⑤
- Tell their parents ⑥
- Ask them why they take drugs ⑦
- Tell them not to take drugs / encourage them to quit drugs ⑧
- Tell them to seek help from others (e.g. social workers) ⑨
- Stay away from them / break off relationships ⑩
- Call the police ⑪
- Call "186 186" or use WhatsApp / WeChat "98 186 186" Anti-drug Hotlines ⑫
- Others (please specify) ⑬

Q19-L. Have you ever come across any anti-drug messages (including information on drug harm)?

No ①

Yes [Please answer the following question] ②

If "Yes", which is the main source(s) of such information?

(multiple answers are allowed)

- Mass media such as TV, radio, newspaper, etc. ③
- School curriculum / materials ④
- Anti-drug talks ⑤
- Anti-drug activities (e.g. anti-drug dramas / carnivals) ⑥
- The Internet / smartphone / tablet computer (including apps / email / blog / discussion forums / YouTube) ⑦
- NGOs (voluntary youth agencies) ⑧
- Books ⑨
- Anti-drug posters ⑩
- Anti-drug leaflets / billboards / pamphlets ⑪
- The Hong Kong Jockey Club Drug InfoCentre ⑫
- Relatives (e.g. parents / brothers / sisters / seniors) ⑬
- Schoolmates / friends ⑭
- Other sources (please specify) ⑮

Go to question Q20-L

Q18-R. Why did you use drugs?

(multiple answers are allowed)

- ① Curiosity
- ② Friends' influence
- ③ To seek excitement
- ④ Feeling bored / nothing else to do / killing time
- ⑤ To get away from depression / anxiety
- ⑥ To get away from stress
- ⑦ To show off
- ⑧ To be cool
- ⑨ To keep myself awake and focused
- ⑩ To lose weight
- ⑪ To kill pain
- ⑫ To avoid discomfort of drugs absence
- ⑬ Other reasons

(please specify)

Q19-R. Did you use drugs in the past 12 months?

① No

② Yes [Please answer the following question]

If "Yes", did you use drugs in the past 30 days?

③ No

④ Yes [Please answer the following question]

If "Yes", in the past 30 days, how frequent did you use drugs?

- ⑤ More than once per day
- ⑥ Once everyday
- ⑦ 2 - 3 days per week
- ⑧ Every week
- ⑨ Every 2 weeks
- ⑩ Every month

Go to question Q20-R

Please rest assured that no name will be recorded and all information provided will be handled in strict confidence. Please be completely honest when you answer the questions.

If you **HAVEN'T** used drugs, answer questions in the **LEFT** column only (i.e. Q20-L to Q21-L)

If you **HAVE** used drugs, answer question in the **RIGHT** column only (i.e. Q20-R to Q21-R)

Q20-L. Have you ever participated in these anti-drug activities?

No ①
 Yes [Please answer the following question] ②
 If "Yes", which one(s)? (multiple answers are allowed)

- Seminars / talks ③
- Classroom activities (e.g. project work) ④
- Carnivals ⑤
- Outdoor activities ⑥
- Voluntary work ⑦
- Anti-drug dramas / variety shows / concerts ⑧
- Movies ⑨
- Electronic or online games / video clips / online dramas ⑩
- Competitions (e.g. music / slogan-making / dramas / producing video clips) ⑪
- Visits (e.g. rehabilitation / treatment centres) ⑫
- Others (please specify) ⑬

Q21-L. Who would you like the most to give you anti-drug messages (such as information on drug harm)? (choose one only)

- Ex-drug abusers ①
- Parents ②
- Other relatives (e.g. brothers / sisters / seniors) ③
- Teachers ④
- Doctors and medical staff ⑤
- Social workers ⑥
- Government officials ⑦
- TV / movie stars or pop singers ⑧
- Famous athletes ⑨
- Friends / schoolmates ⑩
- Others (please specify) ⑪

Go to question Q22

Q20-R. Have you ever sought help from others in dealing with problems resulting from using drugs (except borrowing money for using drugs)?

No ①
 Yes [Please answer the following question] ②
 If "Yes", who gave you the greatest help? (choose one only)

- Schoolmates ③
- Boyfriend / girlfriend ④
- Online friends ⑤
- Friends ⑥
- Parents ⑦
- Brothers / sisters ⑧
- Teachers ⑨
- Other relatives (e.g. seniors) ⑩
- School social workers / counsellors ⑪
- Outreaching social workers / counsellors ⑫
- Doctors and medical staff ⑬
- Social workers / counsellors in drug treatment organizations ⑭
- Police School Liaison Officer ⑮
- Clergies / churchmen ⑯
- Call "186 186" or use WhatsApp / WeChat "98 186 186" Anti-drug Hotlines ⑰
- Others (please specify) ⑱

Q21-R. Who would you like the most to give you anti-drug messages (such as information on drug harm)? (choose one only)

- Ex-drug abusers ①
- Parents ②
- Other relatives (e.g. brothers / sisters / seniors) ③
- Teachers ④
- Doctors and medical staff ⑤
- Social workers ⑥
- Government officials ⑦
- TV / movie stars or pop singers ⑧
- Famous athletes ⑨
- Friends / schoolmates ⑩
- Others (please specify) ⑪

Go to question Q22

RESTRICTED when entered with data

Please rest assured that no name will be recorded and all information provided will be handled in strict confidence. Please be completely honest when you answer the questions.

SECTION 4 : USE OF ALCOHOL AND TOBACCO

Q22. Have you ever drunk any alcoholic beverages?
 ("Alcoholic beverages" refers to all drinks that contain alcohol, such as red / white wine, beer, cocktail, shandy, brandy, whisky, or fruit juice / other drinks with alcohol.)

No ① Yes ②

If "No", answer question in the **LEFT** column only
 (i.e. Q23-L)

If "Yes", answer question in the **RIGHT** column only
 (i.e. Q23-R)

Q23-L. Why don't you drink alcohol?
 (multiple answers are allowed)

Alcohol is harmful to health ①
 I am too young for drinking / buying any alcoholic beverages ②
 My friends do not drink ③
 My parents do not allow me to drink ④
 I am not interested in drinking ⑤
 I do not like the image of drinkers ⑥
 I have no money to buy alcohol ⑦
 I have no chance to drink alcohol ⑧
 I do not like the taste / smell of alcohol ⑨
 I do not like having a hangover ⑩
 Others (please specify) ⑪

Go to question Q24

Q23-R. Did you drink in the past 12 months?

① No
 ② Yes [Please answer the following question]

↓

If "Yes", did you drink in the past 30 days?

③ No
 ④ Yes

Go to question Q24

Q24. Have you ever smoked before?
 ("Smoking" refers to the smoking of all forms of tobacco and related products, including cigarette, cigar, hand rolled cigarette, water pipe, pipe-smoking and e-cigarette.)

No ① Yes ②

If "No", answer question in the **LEFT** column only
 (i.e. Q25-L)

If "Yes", answer question in the **RIGHT** column only
 (i.e. Q25-R)

Q25-L. Why don't you smoke?
 (multiple answers are allowed)

Smoking is harmful to health ①
 I am too young for smoking / buying any tobacco products ②
 My friends do not smoke ③
 My parents do not allow me to smoke ④
 I am not interested in smoking ⑤
 I do not like the image of smokers ⑥
 Tobacco products are getting more and more expensive ⑦
 I have no chance to smoke ⑧
 I do not like the smell of smoking ⑨
 Smoking has been banned in more and more public places ⑩
 Others (please specify) ⑪

Go to question Q26

Q25-R. Did you smoke in the past 12 months?

① No
 ② Yes [Please answer the following question]

↓

If "Yes", did you smoke in the past 30 days?

③ No
 ④ Yes

Go to question Q26

RESTRICTED when entered with data

Please rest assured that no name will be recorded and all information provided will be handled in strict confidence. Please be completely honest when you answer the questions.

SECTION 5 : EXPERIENCE AND SELF-IMAGE

Q26. Did you experience the following situations in the past 6 months?	No	Yes
i. Bullied by schoolmates	①	②
ii. Warned by school	①	②
iii. Harassed by strangers	①	②
iv. Have not seen mom or dad for more than a week	①	②
v. Blamed by parents	①	②
vi. Dissatisfied with academic results	①	②

Q27. Did you do the following in the past 6 months?	No	Yes
i. Skipped school	①	②
ii. Stole things	①	②
iii. Ran away from home	①	②
iv. Attacked someone	①	②
v. Had contact with gangsters / triad members	①	②
vi. Roamed around at late night	①	②
vii. Gambled	①	②
viii. Committed self-harm intentionally	①	②

Q28. Do you agree with these sentences?	Disagrec	Agrec
i. I can be influenced by my friends easily.	①	②
ii. I can always manage to solve difficult problems if I try hard enough.	①	②
iii. Most of the time, I am satisfied with myself.	①	②
iv. My parents care about my feelings.	①	②
v. I feel I am well-liked in school.	①	②
vi. I always have my own idea among my group of friends.	①	②
vii. I am confident that I can deal efficiently with unexpected events.	①	②
viii. I give up very easily when I am challenged.	①	②
ix. My friends cannot do anything that breaks the law.	①	②
x. Sometimes I think I am no good at all.	①	②
xi. I often break school rules.	①	②
xii. I handle arguments calmly.	①	②

~ End of questionnaire. Thank you for your participation. ~

所有資料將不記名及絕對保密，請放心如實作答

S-Chi

2020/21 年 學生服用藥物情況調查

禁毒處 委託

精確市場研究中心 進行

第一部分：背景資料

為了幫助統計分析，這個研究需要了解一些你的基本資料。這些資料將會絕對保密，只作整體統計分析之用。

Q1. 性別

① 男

② 女

Q2. 班級

① 中一／七班

② 中二／八班

③ 中三／九班

④ 中四／十班

⑤ 中五／十一班

⑥ 中六／十二班

⑦ 中七／十三班

⑧ 毅進文憑課程

[全日制]

⑨ 證書課程[全日制]

⑩ 文憑課程[全日制]

⑪ 高級文憑課程

[全日制]

⑫ 副學位先修證書課程

[全日制]

⑬ 副學士課程[全日制]

⑭ 學士課程[全日制]

⑮ 其他全日制課程

[請註明]

⑯ 其他非全日制課程

[請註明]

Q3. 年齡

① 10 歲或以下

② 11 歲

③ 12 歲

④ 13 歲

⑤ 14 歲

⑥ 15 歲

⑦ 16 歲

⑧ 17 歲

⑨ 18 歲

⑩ 19 歲

⑪ 20 歲

⑫ 21 歲

⑬ 22 歲

⑭ 23 歲或以上

Q4. 居住地區

香港島

① 中西區

② 灣仔區

③ 東區

④ 南區

⑳ 澳門

㉑ 其他／不清楚

九龍

⑤ 油尖旺區

⑥ 深水埗區

⑦ 九龍城區

⑧ 黃大仙區

⑨ 觀塘區

新界

⑩ 葵青區

⑪ 荃灣區

⑫ 屯門區

⑬ 元朗區

⑭ 北區

內地

⑮ 大埔區

⑯ 沙田區

⑰ 西貢區

⑱ 離島區

⑲ 深圳

⑳ 其他內地城市

[請註明街道／樓宇名稱]

填入資料即成限閱文件

頁 1

所有資料將不記名及絕對保密，請放心如實作答

Q5. 父母是否與你同住？

- ① 父母親都與我同住
- ② 只有父親與我同住
- ③ 只有母親與我同住
- ④ 父母親都不是與我同住

Q6. 你是否在香港出生？

- ① 是，我在香港出生
- ② 否 [請續答跟進問題] →
如「否」，你在港居住了多少年？
- ③ 7年或以上
- ④ 4至6年
- ⑤ 1至3年
- ⑥ 少於1年

Q7. 以你所知，你家庭的每月總收入是多少？

- ① \$6,000 以下
- ② \$6,000 至 \$9,999
- ③ \$10,000 至 \$19,999
- ④ \$20,000 至 \$49,999
- ⑤ \$50,000 至 \$79,999
- ⑥ \$80,000 或以上
- ⑦ 不知道

Q8. 你現在居住的房屋類型是甚麼？

- ① 公營租住房屋 [例如：公屋、中轉屋]
- ② 資助自置居所房屋 [例如：居屋、自置公屋]
- ③ 私人永久性房屋 (包括租住私人住宅) [兩房或以下]
[例如：私人住宅單位、平房、村屋]
- ④ 私人永久性房屋 (包括租住私人住宅) [三房或以上]
[例如：私人住宅單位、平房、村屋]
- ⑤ 臨時房屋
- ⑥ 員工宿舍
- ⑦ 其他 / 不清楚

[請註明樓宇 / 屋苑名稱]

第二部分：生活習慣

Q9. 在空閒時，你通常會做甚麼？ [可選多項]

- ① 跟朋友聊天
- ② 跟家人玩樂 / 聊天
- ③ 看電影
- ④ 購物 / 逛街
- ⑤ 參與義工服務
- ⑥ 閱讀
- ⑦ 看漫畫
- ⑧ 看電視 / 聽電台節目或音樂
- ⑨ 在家無所事事 / 睡覺
- ⑩ 做運動 / 戶外活動 [如郊遊 / 遠足]
- ⑪ 去娛樂場所 [如卡拉 OK / 酒吧]
- ⑫ 參加課外活動 [如童軍 / 學會活動]
- ⑬ 到親友家中玩樂
- ⑭ 在家玩電子遊戲
- ⑮ 奏玩樂器 / 畫畫 / 跳舞 / 參與其他文化活動
- ⑯ 上網
- ⑰ 到網吧 / 電子遊戲機中心
- ⑱ 參加教會或宗教活動
- ⑲ 其他

[請註明]

Q10. 在上網時，你通常會做甚麼？ [可選多項]

- ① 我沒有上網的習慣
- ② 玩網上遊戲
- ③ 網上交友
- ④ 跟朋友聊天 / 分享 [如發電郵 / 玩 WhatsApp / WeChat / Line / Telegram / Snapchat / Facebook / Instagram / 寫 blog]
- ⑤ 上討論區 / 聊天室 / 留言板等
- ⑥ 看 YouTube / 抖音 / 短片 / 電視節目 / 電影
- ⑦ 尋找資料 [如看維基百科 / 查看地圖 / 查詢交通]
- ⑧ 做網上功課
- ⑨ 瀏覽網頁 [如看報紙文章 / 漫畫]
- ⑩ 下載相片 / 歌曲等
- ⑪ 其他 [請註明]

填入資料即成限閱文件

所有資料將不記名及絕對保密，請放心如實作答

第三部分：吸食毒品

「毒品」是指列載於問題 Q14-L 及 Q14-R 中的任何物質或其他危害精神的物品。常見毒品有海洛英、可卡因、氯胺酮（俗稱「K仔」）、搖頭丸、甲基安非他明（俗稱「冰毒」）和大麻等。

Q11. 在你認識的人當中，有沒有人吸食毒品？

- ① 完全沒有
- ② 有[請續答跟進問題]

如「有」，是誰呢？[可選多項]

- ③ 同學
- ④ 男朋友／女朋友
- ⑤ 網友
- ⑥ 朋友
- ⑦ 鄰居
- ⑧ 父母
- ⑨ 兄弟姊妹
- ⑩ 親戚
- ⑪ 其他人

[請註明]

Q12. 你是否接受別人吸食毒品？

- ① 我不接受任何人吸食毒品
- ② 我不接受我的家人／男、女朋友吸食毒品，但我接受其他人定期吸毒／有吸食毒品的習慣
- ③ 我接受別人在某些情況下[如在派對裡、不開心時]吸食毒品
- ④ 我接受別人定期吸毒／有吸食毒品的習慣

Q13. 你有沒有曾經吸食毒品？[所有資料將不記名及絕對保密，並只作整體統計分析用途]

- ① 沒有
- ② 有

「沒有曾經」吸食毒品，只需回答左方問題
[即 Q14-L 至 Q24-L]

「有曾經」吸食毒品，只需回答右方問題
[即 Q14-R 至 Q25-R]

Q14-L. 你曾經聽過下列哪種毒品呢？

[可選多項]

- 白粉[海洛英] ①
- 咳水／咳丸[醫療用途除外] ②
- 可卡因 ③
- 搖頭丸[忘我／E仔] ④
- 大麻[草] ⑤
- 甲基安非他明[冰毒] ⑥
- 藍精靈[白瓜子] ⑦
- 氯胺酮[K／茄／K仔] ⑧
- K2 ⑨
- 五仔[哈哈笑／Give-me-five] ⑩
- 天拿水／強力膠／其他有機溶劑 ⑪
- [正常用途除外]
- 喵喵[Meow Meow] ⑫
- 以上的毒品均沒有聽過 ⑬

請前往問題 Q15-L

Q14-R. 你曾經吸食下列哪種毒品呢？

[可選多項]

- ① 白粉[海洛英]
- ② 咳水／咳丸[醫療用途除外]
- ③ 可卡因
- ④ 搖頭丸[忘我／E仔]
- ⑤ 大麻[草]
- ⑥ 甲基安非他明[冰毒]
- ⑦ 藍精靈[白瓜子]
- ⑧ 氯胺酮[K／茄／K仔]
- ⑨ K2
- ⑩ 五仔[哈哈笑／Give-me-five]
- ⑪ 天拿水／強力膠／其他有機溶劑[正常用途除外]
- ⑫ 喵喵[Meow Meow]
- ⑬ 其他毒品

[請註明]

請前往問題 Q15-R

填入資料即成限閱文件

所有資料將不記名及絕對保密，請放心如實作答

「沒有曾經」吸食毒品，只需回答左方問題
[即 Q15-L 至 Q24-L]

「有曾經」吸食毒品，只需回答右方問題
[即 Q15-R 至 Q25-R]

Q15-L. 有沒有人曾經嘗試提供毒品給你？

- 完全沒有 ①
有 [請續答跟進問題] ②
如「有」，是誰提供給你的呢？[可選多項]
- 同學 ③
 - 男朋友／女朋友 ④
 - 網友 ⑤
 - 朋友 ⑥
 - 朋友的朋友 ⑦
 - 父母 ⑧
 - 兄弟姊妹 ⑨
 - 親戚 ⑩
 - 鄰居 ⑪
 - 毒販 ⑫
 - 娛樂場所工作人員 ⑬
 - 兼職同事 ⑭
 - 陌生人／其他人 [請註明] ⑮

Q16-L. 這些人在甚麼地方嘗試提供毒品給你？
[可選多項]

- 不適用，從沒有人給予我毒品 ①
- 自己家中 ②
- 朋友／同學／鄰居家中 ③
- 學校[包括宿舍] ④
- 其他住宅單位[如空置單位] ⑤
- 網吧 ⑥
- 電子遊戲機中心 ⑦
- 卡拉 OK 房 ⑧
- 酒吧 ⑨
- 其他樓上娛樂場所[如樓上咖啡店／書店] ⑩
- 戲院 ⑪
- 公眾遊樂場／球場／公園／公廁 ⑫
- 大廈梯間或大廈的公眾地方／後巷 ⑬
- 沙灘 ⑭
- 出租屋／渡假屋／酒店／其他出租地方 ⑮
- 商場／商店 ⑯
- 藥房 ⑰
- 遊艇 ⑱
- 其他地方 [請註明] ⑲

請前往問題 Q17-L

Q15-R. 你第一次吸食毒品的年齡是多少？[只選一項]

- ① 10 歲或以下
- ② 11-12 歲
- ③ 13-14 歲
- ④ 15-16 歲
- ⑤ 17-18 歲
- ⑥ 19-20 歲
- ⑦ 21 歲或以上
- ⑧ 我記不起

Q16-R. (a) 你首次吸毒時，是誰提供毒品給你呢？
(b) 最近三十天又是誰提供毒品給你呢？

- | (a) 首次提供毒品的人 | [可選多項] | (b) 最近三十天提供毒品的人 |
|--------------|----------|------------------|
| ① | 同學 | ① |
| ② | 男朋友／女朋友 | ② |
| ③ | 網友 | ③ |
| ④ | 朋友 | ④ |
| ⑤ | 朋友的朋友 | ⑤ |
| ⑥ | 父母 | ⑥ |
| ⑦ | 兄弟姊妹 | ⑦ |
| ⑧ | 親戚 | ⑧ |
| ⑨ | 鄰居 | ⑨ |
| ⑩ | 毒販 | ⑩ |
| ⑪ | 藥房職員 | ⑪ |
| ⑫ | 娛樂場所工作人員 | ⑫ |
| ⑬ | 兼職同事 | ⑬ |
| ⑭ | 陌生人／其他人 | ⑭ |
| | [請註明] | [請註明] |
| | | 不適用，我最近三十天沒有吸毒 ⑮ |

[請檢查是否已回答 Q16-R(a)和(b)兩部分的問題]

請前往問題 Q17-R

填入資料即成限閱文件

所有資料將不記名及絕對保密，請放心如實作答

「沒有曾經」吸食毒品，只需回答左方問題
[即 Q17-L 至 Q24-L]

「有曾經」吸食毒品，只需回答右方問題
[即 Q17-R 至 Q25-R]

Q17-L. 你如何拒絕他 / 她們所嘗試提供的毒品？

[可選多項]

- 不適用，從沒有人給予我毒品 ①
- 我直接地拒絕 ②
- 我即時離開 ③
- 在場的朋友助我拒絕 ④
- 找藉口拒絕 ⑤
- 我裝作聽不到，轉換了話題或提議做其他事 ⑥
- 我向其他人尋求協助[如報警] ⑦
- 其他方法 [請註明] ⑧

Q18-L. 你有沒有告訴其他人曾經有人嘗試向你提供毒品？

- 不適用，從沒有人給予我毒品 ①
- 沒有，我沒有告訴任何人 ②
- 有，我有告訴其他人 ③

[請續答跟進問題]

如「有」，你告訴了誰？[可選多項]

- 同學 ④
- 男朋友/女朋友 ⑤
- 網友 ⑥
- 朋友 ⑦
- 鄰居 ⑧
- 父母 ⑨
- 兄弟姊妹 ⑩
- 親戚 ⑪
- 醫生及醫護人員 ⑫
- 老師 ⑬
- 社工 ⑭
- 戒毒機構 ⑮
- 警方的學校聯絡主任 ⑯
- 其他人 [請註明] ⑰

請前往問題 Q19-L

Q17-R. 你用來購買毒品的主要金錢來源是甚麼？

[可選多項]

- ① 零用錢
- ② 向朋友/同學借來的錢
- ③ 做合法兼職得來的錢
- ④ 出售毒品
- ⑤ 偷竊
- ⑥ 援交
- ⑦ 其他非法途徑
- ⑧ 以上之外的其他財政來源
- [請註明]
- ⑨ 免費

Q18-R. (a) 你通常在哪些地方取得毒品？
(b) 你通常會在哪些地方吸食毒品？

(a) 取得毒品的地方 [可選多項] (b) 吸食毒品的地方

- | | | |
|---|-------------------------|---|
| ① | 自己家中 | ① |
| ② | 朋友/同學/鄰居家中 | ② |
| ③ | 學校[包括宿舍] | ③ |
| ④ | 其他住宅單位[如空置單位] | ④ |
| ⑤ | 網吧 | ⑤ |
| ⑥ | 電子遊戲機中心 | ⑥ |
| ⑦ | 卡拉 OK 房 | ⑦ |
| ⑧ | 酒吧 | ⑧ |
| ⑨ | 其他樓上娛樂場所
[如樓上咖啡店/書店] | ⑨ |
| ⑩ | 戲院 | ⑩ |
| ⑪ | 公眾遊樂場/球場/公園/公廁 | ⑪ |
| ⑫ | 大廈梯間或大廈的公眾地方/後巷 | ⑫ |
| ⑬ | 沙灘 | ⑬ |
| ⑭ | 出租屋/渡假屋/酒店
/其他出租地方 | ⑭ |
| ⑮ | 商場/商店 | ⑮ |
| ⑯ | 藥房 | ⑯ |
| ⑰ | 遊艇 | ⑰ |
| ⑱ | 其他地方 | ⑱ |

[請註明]

[請註明]

[請檢查是否已回答 Q18-R(a)和(b)兩部分的問題]

請前往問題 Q19-R

填入資料即成限閱文件

所有資料將不記名及絕對保密，請放心如實作答

「沒有曾經」吸食毒品，只需回答左方問題
[即 Q19-L 至 Q24-L]

「有曾經」吸食毒品，只需回答右方問題
[即 Q19-R 至 Q25-R]

Q19-L. 哪些是令你遠離毒品的因素？

[可選多項]

- 父母／兄弟姊妹的影響 ①
 - 非吸食毒品朋友的影響 ②
 - 傳媒／偶像的影響 ③
 - 老師的影響 ④
 - 有其他比吸食毒品更有趣的事情可做 ⑤
 - 我有堅強的意志力去抵抗吸毒 ⑥
 - 我不喜歡吸毒者的形象 ⑦
 - 吸食毒品會損害健康 ⑧
 - 我害怕上癮 ⑨
 - 我害怕影響外表 ⑩
 - 藏有毒品是違法的 ⑪
 - 我害怕連累家人 ⑫
 - 我害怕影響學業 ⑬
 - 其他後果 ⑭
 - 其他因素 [請註明] ⑮
- 我害怕吸毒所帶來的後果

Q20-L. 如果你知道你的好朋友吸食毒品，你會怎樣做呢？ [可選多項]

- 裝作不知道／甚麼也不做 ①
- 不知怎麼做 ②
- 告訴老師 ③
- 告訴社工 ④
- 告訴我自己的父母 ⑤
- 告訴他／她的父母 ⑥
- 直接與他／她對話了解情況 ⑦
- 勸他／她不要吸毒或鼓勵他／她戒毒 ⑧
- 鼓勵他／她向其他人[如社工]尋求協助 ⑨
- 疏遠他／她或絕交 ⑩
- 報警 ⑪
- 致電「186 186」或發訊息到 WhatsApp／
微信「98 186 186」禁毒熱線 ⑫
- 其他 [請註明] ⑬

請前往問題 Q21-L

Q19-R. 你會和哪些人一同吸食毒品呢？

[可選多項]

- ① 通常自己一個人吸食
- ② 同學
- ③ 男朋友／女朋友
- ④ 網友
- ⑤ 朋友
- ⑥ 鄰居
- ⑦ 父母
- ⑧ 兄弟姊妹
- ⑨ 親戚
- ⑩ 毒販
- ⑪ 朋友的朋友
- ⑫ 兼職同事
- ⑬ 陌生人／其他人

[請註明]

**Q20-R. (a) 你首次吸食毒品的原因是甚麼？
(b) 最近三十天吸食毒品的原因又是甚麼？**

- | (a) 首次吸食毒品的原因 | [可選多項] | (b) 最近三十天吸食毒品的原因 |
|---------------|----------------|------------------|
| ① | 好奇 | ① |
| ② | 受朋輩影響 | ② |
| ③ | 尋求刺激 | ③ |
| ④ | 解悶／消磨時間 | ④ |
| ⑤ | 逃避不开心或不安的感覺 | ⑤ |
| ⑥ | 減輕壓力 | ⑥ |
| ⑦ | 炫耀 | ⑦ |
| ⑧ | 跟潮流 | ⑧ |
| ⑨ | 提神 | ⑨ |
| ⑩ | 減肥 | ⑩ |
| ⑪ | 止痛 | ⑪ |
| ⑫ | 避免因沒有服食藥物而感到不適 | ⑫ |
| ⑬ | 其他原因 | ⑬ |

[請註明]

[請註明]

不適用，我最近三十天沒有吸食毒品 ⑭

[請檢查是否已回答 Q20-R(a)和(b)兩部分的問題]

請前往問題 Q21-R

填入資料即成限閱文件

所有資料將不記名及絕對保密，請放心如實作答

「沒有曾經」吸食毒品，只需回答左方問題
[即 Q21-L 至 Q24-L]

「有曾經」吸食毒品，只需回答右方問題
[即 Q21-R 至 Q25-R]

Q21-L. 你有沒有曾經接觸過任何有關禁毒的資訊
(包括毒品禍害的資料) ?

完全沒有 ①

有 [請續答跟進問題] ②

如「有」，哪些是主要的資訊來源？[可選多項]

- 電視，收音機及報紙等大眾傳播媒介 ③
- 學校課程 ④
- 禁毒講座 ⑤
- 禁毒活動[如禁毒話劇/嘉年華會] ⑥
- 互聯網/智能手機/平板電腦[包括應用程式/電郵/Blog/討論區/YouTube] ⑦
- 志願青少年機構 ⑧
- 書本 ⑨
- 禁毒宣傳海報 ⑩
- 宣傳單張/展板/小冊子 ⑪
- 香港賽馬會藥物資訊天地 ⑫
- 親人[如父母/兄弟姊妹/長輩] ⑬
- 同學/朋友 ⑭
- 其他 [請註明] ⑮

Q22-L. 你有沒有曾經參加下列的禁毒活動？

完全沒有 ①

有 [請續答跟進問題] ②

如「有」，是哪些呢？[可選多項]

- 研討會/講座 ③
- 課堂活動[如專題研習] ④
- 嘉年華會 ⑤
- 戶外活動 ⑥
- 義務工作 ⑦
- 禁毒話劇/綜藝表演/音樂會 ⑧
- 電影欣賞 ⑨
- 電子或網上遊戲/短片/網劇 ⑩
- 比賽[如音樂/標語創作/話劇/短片製作] ⑪
- 參觀[如戒毒所] ⑫
- 其他 [請註明] ⑬

請前往問題 Q23-L

Q21-R. 你有沒有曾經在香港以外的任何地方
吸食毒品？

① 沒有

② 有 [請續答跟進問題]

如「有」，你曾經在香港以外的哪些地方吸食毒品？[可選多項]

- ③ 深圳
- ④ 廣州
- ⑤ 東莞
- ⑥ 珠海
- ⑦ 其他中國內地城市

[請註明]

⑧ 澳門

⑨ 海外地區

[請註明]

Q22-R. 你會否在過去十二個月吸食毒品？

① 沒有

② 有 [請續答跟進問題]

如「有」，你會否在過去三十天吸食毒品？

③ 沒有

④ 有 [請續答跟進問題]

如「有」，在過去三十天內，你吸食毒品有多頻密？

- ⑤ 每日多於一次
- ⑥ 每日一次
- ⑦ 每星期兩、三日
- ⑧ 每星期
- ⑨ 每兩星期
- ⑩ 每月

請前往問題 Q23-R

填入資料即成限閱文件

頁 7

所有資料將不記名及絕對保密，請放心如實作答

「沒有曾經」吸食毒品，只需回答左方問題
[即 Q23-L 至 Q24-L]

「有曾經」吸食毒品，只需回答右方問題
[即 Q23-R 至 Q25-R]

Q23-L. 你最喜歡由誰傳遞禁毒資訊(例如毒品禍害的資料)給你呢? [只選一項]

- 已戒毒人士 ①
- 父母 ②
- 其他親人(如兄弟姊妹/長輩) ③
- 老師 ④
- 醫生及醫護人員 ⑤
- 社工 ⑥
- 政府官員 ⑦
- 電視/電影明星或流行歌手 ⑧
- 著名運動員 ⑨
- 朋友/同學 ⑩
- 其他 [請註明] ⑪

Q24-L. 如果有機會，你會否嘗試勸身邊的人戒毒?

- 不會 ① [請回答(a)部分]
- 會 ② [請回答(b)部分]

(a) 我不會嘗試勸身邊的人戒毒的原因是...
[可選多項]

- 我身邊沒有吸毒的人 ③
- 我不懂得如何勸他/她 ④
- 我覺得他/她不會理會我 ⑤
- 我對吸毒沒有認識 ⑥
- 其他原因 [請註明] ⑦

(b) 我會嘗試勸身邊的人戒毒的原因是...
[可選多項]

- 我擔心他/她的健康 ⑧
- 我擔心他/她的精神狀況 ⑨
- 我擔心他/她的學業及前途 ⑩
- 其他原因 [請註明] ⑪

請前往問題 Q26

Q23-R. 你有沒有曾經因為吸食毒品問題[除借錢吸食毒品外]而向他人求助?

- ① 完全沒有
 - ② 有 [請續答跟進問題]
- 如「有」，是誰給你最大幫助呢? [只選一項]

- ③ 同學 ⑦ 父母
- ④ 男/女朋友 ⑧ 兄弟姊妹
- ⑤ 網友 ⑨ 老師
- ⑥ 朋友 ⑩ 其他親人 [如長輩]

- ⑪ 學校社工/輔導員
- ⑫ 外展社工/輔導員
- ⑬ 醫生及醫護人員
- ⑭ 戒毒機構社工/輔導員
- ⑮ 警方的學校聯絡主任
- ⑯ 神職人員/教牧人員
- ⑰ 致電「186 186」或發訊息到 WhatsApp/ 微信「98 186 186」禁毒熱線
- ⑱ 其他人 [請註明]

Q24-R. 你有沒有嘗試停止吸食毒品或戒毒?

- ① 有 [請回答(a)部分]
- ② 沒有 [請回答(b)部分]

(a) 我有嘗試停止吸食毒品或戒毒的原因是...
[可選多項]

- ③ 吸毒影響我的學業
- ④ 吸毒影響我的家庭
- ⑤ 吸毒影響我的健康
- ⑥ 吸毒影響我與朋友的關係
- ⑦ 吸毒影響我的日常生活
- ⑧ 吸毒是犯法的，我怕被拘捕
- ⑨ 男朋友/女朋友不喜歡
- ⑩ 我沒有足夠金錢
- ⑪ 其他原因 [請註明]

(b) 我沒有嘗試停止吸食毒品或戒毒的原因是...
[可選多項]

- ⑫ 我不覺得自己已經上癮
- ⑬ 我不認為吸食毒品會對身體造成嚴重損害
- ⑭ 我很喜歡吸食毒品後的感覺
- ⑮ 我的朋友仍有吸食毒品
- ⑯ 我的家人不知道/沒有阻止我
- ⑰ 戒毒很辛苦
- ⑱ 其他原因 [請註明]

請前往問題 Q25-R

填入資料即成限閱文件

■ 所有資料將不記名及絕對保密，請放心如實作答 ■

「有曾經」吸食毒品，只需回答右方問題

[即 Q25-R]



Q25-R. 你最喜歡由誰傳遞禁毒資訊(例如毒品禍害的資料)給你呢？

[只選一項]

- ① 已戒毒人士
- ② 父母
- ③ 其他親人[如兄弟姊妹／長輩]
- ④ 老師
- ⑤ 醫生及醫護人員
- ⑥ 社工
- ⑦ 政府官員
- ⑧ 電視／電影明星或流行歌手
- ⑨ 著名運動員
- ⑩ 朋友／同學
- ⑪ 其他 [請註明]

請前往問題 Q26

第四部分：飲酒和吸煙

Q26. 你有沒有曾經飲酒？

〔「酒」指各類含酒精飲料，例如紅酒、白酒、啤酒、雞尾酒、仙地、白蘭地、威士忌或含酒精成份的果汁 / 其他飲料。〕

沒有 ①

② 有

「沒有曾經」飲酒，只需回答左方問題
[即 Q27-L 至 Q28-L]

「有曾經」飲酒，只需回答右方問題
[即 Q27-R 至 Q28-R]

Q27-L. 你不飲酒的原因是甚麼？[可選多項]

- 飲酒會損害健康 ①
- 我未成年，未能飲酒／購買酒 ②
- 我的朋友沒有飲酒 ③
- 我的父母不准我飲酒 ④
- 我沒有興趣飲酒 ⑤
- 我不喜歡飲酒者的形象 ⑥
- 我沒有金錢買酒 ⑦
- 我沒有機會飲酒 ⑧
- 我不喜歡酒的味道／氣味 ⑨
- 我不喜歡飲酒後帶來的不適 ⑩
- 其他 [請註明] ⑪

Q28-L. 你是否接受別人有每星期都飲酒的習慣呢？

- 接受 ①
- 不接受 ②

請前往問題 Q29

Q27-R. 你第一次飲酒的年齡是多少？[只選一項]

- ① 10 歲或以下
- ② 11-12 歲
- ③ 13-14 歲
- ④ 15-16 歲
- ⑤ 17-18 歲
- ⑥ 19-20 歲
- ⑦ 21 歲或以上
- ⑧ 我記不起

Q28-R. 你會否在過去十二個月飲酒？

- ① 沒有
- ② 有[請續答跟進問題]

如「有」，你會否在過去三十天飲酒？

- ③ 沒有
- ④ 有

請前往問題 Q29

Q29. 你有沒有曾經吸煙？

〔「吸煙」指吸食各類煙草及相關產品，包括香煙、雪茄、手捲煙、水煙、用煙斗吸煙及電子煙。〕

沒有 ①

② 有

「沒有曾經」吸煙，只需回答左方問題

[即 Q30-L 至 Q31-L]

「有曾經」吸煙，只需回答右方問題

[即 Q30-R 至 Q31-R]

Q30-L. 你不吸煙的原因是甚麼？[可選多項]

- 吸煙會損害健康 ①
- 我未成年，未能吸煙／購買煙 ②
- 我的朋友沒有吸煙 ③
- 我的父母不准我吸煙 ④
- 我沒有興趣吸煙 ⑤
- 我不喜歡吸煙者的形象 ⑥
- 因為煙草產品越來越貴 ⑦
- 我沒有機會吸煙 ⑧
- 我不喜歡煙的氣味 ⑨
- 因為越來越多地方不准吸煙 ⑩
- 其他 [請註明] ⑪

Q31-L. 你是否接受別人有每天吸煙的習慣呢？

- 不接受 ①
- 接受 ②

請前往問題 Q32

Q30-R. 你第一次吸煙的年齡是多少？[只選一項]

- ① 10 歲或以下
- ② 11-12 歲
- ③ 13-14 歲
- ④ 15-16 歲
- ⑤ 17-18 歲
- ⑥ 19-20 歲
- ⑦ 21 歲或以上
- ⑧ 我記不起

Q31-R. 你會否在過去十二個月吸煙？

- ① 沒有
- ② 有 [請續答跟進問題]

如「有」，你會否在過去三十天吸煙？

- ③ 沒有
- ④ 有

請前往問題 Q32

第五部分：對毒品的看法

Q32. 你是否同意以下句子？	不同意	同意
i. 我相信吸食毒品...		
a. ...令我的外表變得難看。	①	②
b. ...會損害健康。	①	②
c. ...可以令我玩得更開心。	①	②
d. ...可以令我受到異性的歡迎。	①	②
e. ...可以令我和朋友更容易相處。	①	②
f. ...是很合潮流的事。	①	②
g. ...必定使我的學業受到影響。	①	②
ii. 如果有機會的話我會嘗試吸食毒品。	①	②
iii. 如果我吸食毒品，我不介意家人知道。	①	②
iv. 如果我吸食毒品，我不介意朋友知道。	①	②
v. 我相信如果我拒絕吸食毒品，朋友會笑我沒膽量。	①	②
vi. 今時今日，吸食毒品與吸煙一樣，只是一種嗜好。	①	②

第六部分：生活經驗和自我形象

Q33. 在過去的六個月，你有沒有遇到以下的情況呢？	沒有	有
i. 被同學欺負	①	②
ii. 被學校記缺點、小過、大過或收警告信	①	②
iii. 被陌生人騷擾	①	②
iv. 和父親或母親超過一星期沒見面	①	②
v. 被父母責備	①	②
vi. 不滿意學業成績	①	②

Q34. 在過去的六個月，你有沒有做過以下的事情呢？	沒有	有
i. 曠課	①	②
ii. 援交	①	②
iii. 偷東西	①	②
iv. 離家出走	①	②
v. 毆打他人	①	②
vi. 與黑社會來往	①	②
vii. 午夜在街上流連	①	②
viii. 賭博	①	②
ix. 刻意傷害自己身體	①	②

所有資料將不記名及絕對保密，請放心如實作答

Q35. 你是否同意以下句子？

	不同意	同意
i. 我容易受朋友影響。	①	②
ii. 如果我盡力去做的話，我總是能夠解決難題的。	①	②
iii. 總括來說，我對自己感到滿意。	①	②
iv. 我的父母關注我的感受。	①	②
v. 我覺得自己在學校裡佔有重要的位置。	①	②
vi. 在朋友之間我常常有自己的主意。	①	②
vii. 我有自信能有效地應付突如其來的事情。	①	②
viii. 當我遇到困難，我很容易放棄。	①	②
ix. 我的朋友不可以做違法或違規的事情。	①	②
x. 有些時候，我會覺得自己是一無是處。	①	②
xi. 我常常會不遵守校規。	①	②
xii. 與別人爭執時我會以「心平氣和」的態度來解決問題。	①	②

～ 問卷完成，多謝參與 ～

Please rest assured that no name will be recorded and all information provided will be handled in strict confidence. Please be completely honest when you answer the questions.

S-Eng

2020/21 Survey of Drug Use among Students

Commissioned by the Narcotics Division

Executed by Consumer Search Hong Kong Ltd

SECTION 1 : BACKGROUND INFORMATION

We would like to collect some background information from you to facilitate statistical analysis. Data collected will be handled in strict confidence and used for statistical analysis only.

Q1. Gender

- ① Male ② Female

Q2. Level of study

- | | | | |
|---------------------|------------------------------|--|--|
| ① Form 1 / Grade 7 | ⑤ Form 5 / Grade 11 | ⑨ Certificate (Full-time) | ⑬ Associate degree (Full-time) |
| ② Form 2 / Grade 8 | ⑥ Form 6 / Grade 12 | ⑩ Diploma (Full-time) | ⑭ Degree (Full-time) |
| ③ Form 3 / Grade 9 | ⑦ Form 7 / Grade 13 | ⑪ Higher diploma (Full-time) | ⑮ Other full-time courses (please specify) |
| ④ Form 4 / Grade 10 | ⑧ Diploma Yi Jin (Full-time) | ⑫ Certificate in General Studies (Full-time) | ⑯ Other part-time courses (please specify) |

Q3. Age

- | | | | | |
|-------------------------|----------------|----------------|----------------|-------------------------|
| ① 10 years old or below | ④ 13 years old | ⑦ 16 years old | ⑩ 19 years old | ⑬ 22 years old |
| ② 11 years old | ⑤ 14 years old | ⑧ 17 years old | ⑪ 20 years old | ⑭ 23 years old or above |
| ③ 12 years old | ⑥ 15 years old | ⑨ 18 years old | ⑫ 21 years old | |

Q4. In which district do you live in?

- | <u>Hong Kong Island</u> | <u>Kowloon</u> | <u>New Territories</u> | <u>Mainland</u> |
|-------------------------|--|------------------------|-----------------|
| ① Central and Western | ⑤ Yau Tsim Mong | ⑩ Kwai Tsing | ⑮ Tai Po |
| ② Wanchai | ⑥ Sham Shui Po | ⑪ Tsuen Wan | ⑯ Shatin |
| ③ Eastern | ⑦ Kowloon City | ⑫ Tuen Mun | ⑰ Sai Kung |
| ④ Southern | ⑧ Wong Tai Sin | ⑬ Yuen Long | ⑱ Islands |
| ⑲ Macao | ⑨ Kwun Tong | ⑭ Northern | ⑳ Shenzhen |
| ⑳ Others / uncertain | (please specify the name of street / building) | | |

RESTRICTED when entered with data

Please rest assured that no name will be recorded and all information provided will be handled in strict confidence. Please be completely honest when you answer the questions.

Q5. Are your parents living with you?

- ① Both my parents are living with me
- ② Only my father is living with me
- ③ Only my mother is living with me
- ④ Both my parents are not living with me

Q6. Were you born in Hong Kong?

- ① Yes, I was born in Hong Kong
- ② No [Please answer the following question]
If "No", how long have you lived in Hong Kong?
 - ③ 7 years or above
 - ④ 4 – 6 years
 - ⑤ 1 – 3 years
 - ⑥ Less than 1 year

Q7. According to your understanding, what is your monthly household income?

- ① Below \$6,000
- ② \$6,000 to \$9,999
- ③ \$10,000 to \$19,999
- ④ \$20,000 to \$49,999
- ⑤ \$50,000 to \$79,999
- ⑥ \$80,000 or above
- ⑦ Don't know

Q8. What type of housing is your family living in?

- ① Public rental housing
(e.g. public housing estates, interim housing)
- ② Subsidized home ownership housing
(e.g. Home Ownership Scheme Housing, Tenants Purchase Scheme Housing)
- ③ Private permanent housing (including rented private housing) (Two bedrooms or below)
(e.g. private residential flats, bungalows, village houses)
- ④ Private permanent housing (including rented private housing) (Three bedrooms or above)
(e.g. private residential flats, bungalows, village houses)
- ⑤ Temporary housing
- ⑥ Staff quarters
- ⑦ Others / uncertain
(please specify the name of building / estate)

SECTION 2 : HABITS

Q9. What do you usually do in your free time? (multiple answers are allowed)

- | | | |
|---|--|---|
| <ul style="list-style-type: none"> ① Chat with friends ② Chat / play with family ③ Watch movies ④ Shopping / wander on streets ⑤ Participate in voluntary work ⑥ Read books ⑦ Read comics ⑧ Watch TV / listen to the radio or music | <ul style="list-style-type: none"> ⑨ Hang around at home / sleep ⑩ Do sports / outdoor activities (e.g. outing / hiking) ⑪ Go to entertainment venue (e.g. karaoke / bar (or pub)) ⑫ Participate in extra-curricular activities (e.g. scouts and guides / society activities) ⑬ Play in friends' and relatives' home ⑭ Play electronic games at home | <ul style="list-style-type: none"> ⑮ Play musical instruments / drawing / dancing / participate in other cultural activities ⑯ Surf the Internet ⑰ Go to cyber cafés / electronic games centres ⑱ Participate in church / religious activities ⑲ Others
(please specify) |
|---|--|---|

Q10. What do you usually do when surfing the Internet? (multiple answers are allowed)

- | | | |
|---|--|---|
| <ul style="list-style-type: none"> ① I do not have the habit of surfing the Internet ② Play online games ③ Make friends online ④ Chat / share with friends (e.g. through email / WhatsApp / WeChat / Line / Telegram / Snapchat / Facebook / Instagram / blog) ⑩ Others
(please specify) | <ul style="list-style-type: none"> ⑤ Go to discussion forums / chat rooms / message boards, etc. ⑥ Watch YouTube / TikTok / video clips / TV shows / movies ⑦ Find information (e.g. through Wikipedia / map search / route search) | <ul style="list-style-type: none"> ⑧ Do homework on the Internet ⑨ Browse websites (e.g. read newspaper articles / comics) ⑩ Download photos / songs, etc. |
|---|--|---|

Please rest assured that no name will be recorded and all information provided will be handled in strict confidence. Please be completely honest when you answer the questions.

SECTION 3 : USE OF DRUGS

“Drugs” refer to any substances listed in questions Q14-L and Q14-R or any substances that will harm the mental health of a person. Common drugs are heroin, cocaine, ketamine (commonly known as “K Zai”), ecstasy, methamphetamine (commonly known as “Ice”), cannabis, etc.

Q11. Do you personally know anyone who uses drugs?

① No

② Yes [Please answer the following question]

If “Yes”, who? (multiple answers are allowed)

③ Schoolmates

④ Boyfriend / girlfriend

⑤ Online friends

⑥ Friends

⑦ Neighbours

⑧ Parents

⑨ Brothers / sisters

⑩ Relatives

⑪ Others

(please specify)

Q12. Do you think it is okay for people to use drugs?

① I think it is **not okay** for anyone to use drugs

② I think it is **not okay** for my family members / boyfriend or girlfriend to use drugs, but it is okay for other people to use drugs on a regular basis or as a **habit**

③ I think it is okay for people to use drugs **in a specific occasion** (e.g. at parties or when feeling unhappy)

④ I think it is okay for people to use drugs on a regular basis or as a **habit**

Q13. Have you ever used drugs? (No name will be recorded, all information provided will be handled in strict confidence and will only be used for statistical analysis.)

No ①

② Yes

If “No”, answer questions in the **LEFT** column only (i.e. Q14-L to Q24-L)

If “Yes”, answer questions in the **RIGHT** column only (i.e. Q14-R to Q25-R)

Q14-L. Which of these drugs have you ever heard of? (multiple answers are allowed)

- Heroin ①
- Codeine / Cough Medicine ② (except for medical uses)
- Cocaine ③
- Ecstasy (MDMA / XTC) ④
- Cannabis (Grass / Marijuana / Weed) ⑤
- Methamphetamine (Ice) ⑥
- Halcion (Dormicum) ⑦
- Ketamine (K / Ket / K Zai) ⑧
- K2 ⑨
- Give-me-five ⑩
- Thinner / Glue / Other organic solvent ⑪ (except for proper uses)
- Meow Meow ⑫
- None of the above ⑬

Go to question Q15-L

Q14-R. Which of these drugs have you ever used? (multiple answers are allowed)

- ① Heroin
- ② Codeine / Cough Medicine (except for medical uses)
- ③ Cocaine
- ④ Ecstasy (MDMA / XTC)
- ⑤ Cannabis (Grass / Marijuana / Weed)
- ⑥ Methamphetamine (Ice)
- ⑦ Halcion (Dormicum)
- ⑧ Ketamine (K / Ket / K Zai)
- ⑨ K2
- ⑩ Give-me-five
- ⑪ Thinner / Glue / Other organic solvent (except for proper uses)
- ⑫ Meow Meow
- ⑬ Others

(please specify)

Go to question Q15-R

RESTRICTED when entered with data

Please rest assured that no name will be recorded and all information provided will be handled in strict confidence. Please be completely honest when you answer the questions.

If you **HAVEN'T** used drugs, answer questions in the **LEFT** column only (i.e. Q15-L to Q24-L)

If you **HAVE** used drugs, answer questions in the **RIGHT** column only (i.e. Q15-R to Q25-R)

Q15-L. Have you ever been offered any drugs?

- No ①
- Yes [Please answer the following question] ②
- If "Yes", who offered you the drugs? (multiple answers are allowed)
- Schoolmates ③
 - Boyfriend / girlfriend ④
 - Online friends ⑤
 - Friends ⑥
 - Friends of friends ⑦
 - Parents ⑧
 - Brothers / sisters ⑨
 - Relatives ⑩
 - Neighbours ⑪
 - Drug dealers ⑫
 - Staff of entertainment venues ⑬
 - Part-time colleagues ⑭
 - Strangers / Others (please specify) ⑮

Q16-L. Where were you offered the drugs?
(multiple answers are allowed)

- Not applicable. I have never been offered any drugs ①
- At home ②
- Friends' / schoolmates' / neighbours' home ③
- School (including dormitory) ④
- Other residential flats (e.g. vacant flats) ⑤
- Internet café / cyber café ⑥
- Electronic game centre ⑦
- Karaoke room ⑧
- Bar (or pub) ⑨
- Other upstairs entertainment venues (e.g. upstairs cafés / bookstores) ⑩
- Cinema ⑪
- Public playground / pitch / park / public toilet ⑫
- Staircase or public area in building / back alley ⑬
- Beach ⑭
- Holiday rental resort / rental place / hotel / other rental places ⑮
- Shopping mall / retail shop ⑯
- Pharmacy ⑰
- Yacht ⑱
- Other places (please specify) ⑲

Go to question Q17-L

Q15-R. How old were you when you first used drugs? (choose one only)

- ① 10 years old or below
- ② 11-12 years old
- ③ 13-14 years old
- ④ 15-16 years old
- ⑤ 17-18 years old
- ⑥ 19-20 years old
- ⑦ 21 years old or above
- ⑧ I can't remember

Q16-R. (a) Who gave drugs to you when you first used drugs?
(b) Who gave drugs to you in the past 30 days?

- | (a) Drug suppliers for the first time | (multiple answers are allowed) | (b) Drug suppliers in the past 30 days |
|---------------------------------------|---|--|
| ① | Schoolmates | ① |
| ② | Boyfriend / girlfriend | ② |
| ③ | Online friends | ③ |
| ④ | Friends | ④ |
| ⑤ | Friends of friends | ⑤ |
| ⑥ | Parents | ⑥ |
| ⑦ | Brothers / sisters | ⑦ |
| ⑧ | Relatives | ⑧ |
| ⑨ | Neighbours | ⑨ |
| ⑩ | Drug dealers | ⑩ |
| ⑪ | Staff of pharmacies | ⑪ |
| ⑫ | Staff of entertainment venues | ⑫ |
| ⑬ | Part-time colleagues | ⑬ |
| ⑭ | Strangers / others | ⑭ |
| | (please specify) | (please specify) |
| | Not applicable, I did not use drugs in the past 30 days | ⑮ |

[Please check if you have answered both (a) and (b) parts of Q16-R.]

Go to question Q17-R

Please rest assured that no name will be recorded and all information provided will be handled in strict confidence. Please be completely honest when you answer the questions.

If you **HAVEN'T** used drugs, answer questions in the **LEFT** column only (i.e. Q17-L to Q24-L)

If you **HAVE** used drugs, answer questions in the **RIGHT** column only (i.e. Q17-R to Q25-R)

Q17-L. How did you refuse the offer?
(multiple answers are allowed)

- Not applicable. I have never been offered any drugs ①
- I refused directly myself ②
- I left immediately ③
- My friends helped me refuse at the scene ④
- I refused with an excuse ⑤
- I pretended that I did not know of the offer and I changed the topic or suggested doing something else ⑥
- I sought help from others (e.g. called the police) ⑦
- By other methods (please specify) ⑧

Q18-L. Did you tell anyone that you were offered drugs?

- Not applicable. I have never been offered any drugs ①
- No, I did not tell anyone ②
- Yes, I told someone [Please answer the following question] ③

If "Yes", who did you tell? (multiple answers are allowed)

- Schoolmates ④
- Boyfriend / girlfriend ⑤
- Online friends ⑥
- Friends ⑦
- Neighbours ⑧
- Parents ⑨
- Brothers / sisters ⑩
- Relatives ⑪
- Doctors and medical staff ⑫
- Teachers ⑬
- Social workers ⑭
- Drug treatment organisations ⑮
- Police School Liaison Officer ⑯
- Others (please specify) ⑰

Go to question Q19-L

Q17-R. Where did you get money to buy drugs?
(multiple answers are allowed)

- ① Pocket money
- ② Borrow from friends / schoolmates
- ③ Earn from doing legal part-time jobs
- ④ Sell drugs
- ⑤ Stealing
- ⑥ Compensated dating
- ⑦ Other illegal sources
- ⑧ Other sources of money except the above (please specify)
- ⑨ Free of charge

**Q18-R. (a) Where do you usually obtain drugs?
(b) Where do you usually use drugs?**

(a) Place(s) obtained drugs	(multiple answers are allowed)	(b) Place(s) used drugs
①	At home	①
②	Friends' / schoolmates' / neighbours' home	②
③	School (including dormitory)	③
④	Other residential flats (e.g. vacant flats)	④
⑤	Internet café / cyber café	⑤
⑥	Electronic game centre	⑥
⑦	Karaoke room	⑦
⑧	Bar (or pub)	⑧
⑨	Other upstairs entertainment venues (e.g. upstairs cafés / bookstores)	⑨
⑩	Cinema	⑩
⑪	Public playground / pitch / park / public toilet	⑪
⑫	Staircase or public area in building / back alley	⑫
⑬	Beach	⑬
⑭	Holiday rental resort / rental place / hotel / other rental places	⑭
⑮	Shopping mall / retail shop	⑮
⑯	Pharmacy	⑯
⑰	Yacht	⑰
⑱	Other places	⑱
	(please specify)	(please specify)

[Please check if you have answered both (a) and (b) parts of Q18-R.]

Go to question Q19-R

Please rest assured that no name will be recorded and all information provided will be handled in strict confidence. Please be completely honest when you answer the questions.

If you **HAVEN'T** used drugs, answer questions in the **LEFT** column only (i.e. Q19-L to Q24-L)

Q19-L. Which factor(s) keep you away from drugs? (multiple answers are allowed)

- Influence of parents / brothers and sisters ①
- Influence of non-drug-taking friends ②
- Influence of media / celebrities ③
- Influence of teachers ④
- There are more interesting things to do other than using drugs ⑤
- I have strong will power to resist drugs ⑥
- I do not like the image of drug-takers ⑦
- I am afraid of the consequences of using drugs
 - Drugs are harmful to health ⑧
 - I will get addicted to drugs ⑨
 - My appearance will be affected ⑩
 - Possessing drugs is illegal ⑪
 - My family will be implicated ⑫
 - My study will be affected ⑬
 - Other consequences ⑭
- Other factors (please specify) ⑮

Q20-L. What will you do if you know your close friends use drugs? (multiple answers are allowed)

- Pretend I do not know / do nothing ①
- Do not know what to do ②
- Tell teachers ③
- Tell social workers ④
- Tell my parents ⑤
- Tell their parents ⑥
- Ask them why they take drugs ⑦
- Tell them not to take drugs / encourage them to quit drugs ⑧
- Tell them to seek help from others (e.g. social workers) ⑨
- Stay away from them / break off relationships ⑩
- Call the police ⑪
- Call "186 186" or use WhatsApp / WeChat "98 186 186" Anti-drug Hotlines ⑫
- Others (please specify) ⑬

Go to question Q21-L

If you **HAVE** used drugs, answer questions in the **RIGHT** column only (i.e. Q19-R to Q25-R)

Q19-R. Who were with you when you used drugs? (multiple answers are allowed)

- ① I used drugs alone
 - ② Schoolmates
 - ③ Boyfriend / girlfriend
 - ④ Online friends
 - ⑤ Friends
 - ⑥ Neighbours
 - ⑦ Parents
 - ⑧ Brothers / sisters
 - ⑨ Relatives
 - ⑩ Drug dealers
 - ⑪ Friends of friends
 - ⑫ Part-time colleagues
 - ⑬ Strangers / others
- (please specify)

**Q20-R. (a) Why did you first use drugs?
(b) Why did you use drugs in the past 30 days?**

- | (a) Reasons for first drug use | (multiple answers are allowed) | (b) Reasons for drug use in the past 30 days |
|--------------------------------|---|--|
| ① | Curiosity | ① |
| ② | Friends' influence | ② |
| ③ | To seek excitement | ③ |
| ④ | Feeling bored / nothing else to do / killing time | ④ |
| ⑤ | To get away from depression / anxiety | ⑤ |
| ⑥ | To get away from stress | ⑥ |
| ⑦ | To show off | ⑦ |
| ⑧ | To be cool | ⑧ |
| ⑨ | To keep myself awake and focused | ⑨ |
| ⑩ | To lose weight | ⑩ |
| ⑪ | To kill pain | ⑪ |
| ⑫ | To avoid discomfort of drugs absence | ⑫ |
| ⑬ | Other reasons | ⑬ |
| | (please specify) | (please specify) |
| | Not applicable, I did not use drugs in the past 30 days | ⑭ |

Please check if you have answered both (a) and (b) parts of Q20-R.

Go to question Q21-R

Please rest assured that no name will be recorded and all information provided will be handled in strict confidence. Please be completely honest when you answer the questions.

If you **HAVEN'T** used drugs, answer questions in the **LEFT** column only (i.e. Q21-L to Q24-L)

Q21-L. Have you ever come across any anti-drug messages (including information on drug harm)?

No ①

Yes [Please answer the following question] ②

If "Yes", which is the main source(s) of such information? (multiple answers are allowed)

- Mass media such as TV, radio, newspaper, etc. ③
- School curriculum / materials ④
- Anti-drug talks ⑤
- Anti-drug activities (e.g. anti-drug dramas / carnivals) ⑥
- The Internet / smartphone / tablet computer (including apps / email / blog / discussion forums / YouTube) ⑦
- NGOs (voluntary youth agencies) ⑧
- Books ⑨
- Anti-drug posters ⑩
- Anti-drug leaflets / billboards / pamphlets ⑪
- The Hong Kong Jockey Club Drug InfoCentre ⑫
- Relatives (e.g. parents / brothers / sisters / seniors) ⑬
- Schoolmates / friends ⑭
- Other sources (please specify) ⑮

Q22-L. Have you ever participated in these anti-drug activities?

No ①

Yes [Please answer the following question] ②

If "Yes", which one(s)? (multiple answers are allowed)

- Seminars / talks ③
- Classroom activities (e.g. project work) ④
- Carnivals ⑤
- Outdoor activities ⑥
- Voluntary work ⑦
- Anti-drug dramas / variety shows / concerts ⑧
- Movies ⑨
- Electronic or online games / video clips / online dramas ⑩
- Competitions (e.g. music / slogan-making / dramas / producing video clips) ⑪
- Visits (e.g. rehabilitation / treatment centres) ⑫
- Others (please specify) ⑬

Go to question Q23-L

If you **HAVE** used drugs, answer questions in the **RIGHT** column only (i.e. Q21-R to Q25-R)

Q21-R. Have you ever used drugs in any places outside Hong Kong?

① No

② Yes [Please answer the following question]

If "Yes", except in Hong Kong, where have you ever used drugs? (multiple answers are allowed)

- ③ Shenzhen
- ④ Guangzhou
- ⑤ Dongguan
- ⑥ Zhuhai
- ⑦ Other cities in Mainland China (please specify)
- ⑧ Macao
- ⑨ Overseas (please specify)

Q22-R. Did you use drugs in the past 12 months?

① No

② Yes [Please answer the following question]

If "Yes", did you use drugs in the past 30 days?

③ No

④ Yes [Please answer the following question]

If "Yes", in the past 30 days, how frequent did you use drugs?

- ⑤ More than once per day
- ⑥ Once everyday
- ⑦ 2 - 3 days per week
- ⑧ Every week
- ⑨ Every 2 weeks
- ⑩ Every month

Go to question Q23-R

RESTRICTED when entered with data

Please rest assured that no name will be recorded and all information provided will be handled in strict confidence. Please be completely honest when you answer the questions.

If you **HAVEN'T** used drugs, answer questions in the **LEFT** column only (i.e. Q23-L to Q24-L)

Q23-L. Who would you like the most to give you anti-drug messages (such as information on drug harm)? (choose one only)

- Ex-drug abusers ①
- Parents ②
- Other relatives (e.g. brothers / sisters / seniors) ③
- Teachers ④
- Doctors and medical staff ⑤
- Social workers ⑥
- Government officials ⑦
- TV / movie stars or pop singers ⑧
- Famous athletes ⑨
- Friends / schoolmates ⑩
- Others (please specify) ⑪

Q24-L. Will you try to persuade people around you to give up drugs if there is a chance?

- No ① [please answer part (a)]
- Yes ② [please answer part (b)]

(a) I will not try to persuade people around me to give up drugs because... (multiple answers are allowed)

- I do not know anyone who uses drugs ③
- I do not know how to persuade them ④
- I think they will ignore me ⑤
- I do not know much about drug use ⑥
- Other reasons (please specify) ⑦

(b) I will try to persuade people around me to give up drugs because... (multiple answers are allowed)

- I am worried about their health ⑧
- I am worried about their mental conditions ⑨
- I am worried about their studies and future ⑩
- Other reasons (please specify) ⑪

Go to question Q26

If you **HAVE** used drugs, answer questions in the **RIGHT** column only (i.e. Q23-R to Q25-R)

Q23-R. Have you ever sought help from others in dealing with problems resulting from using drugs (except borrowing money for using drugs)?

- ① No
- ② Yes [Please answer the following question]

If "Yes", who gave you the greatest help?

(choose one only)

- ③ Schoolmates
- ④ Boyfriend / girlfriend
- ⑤ Online friends
- ⑥ Friends
- ⑦ Parents
- ⑧ Brothers / sisters
- ⑨ Teachers
- ⑩ Other relatives (e.g. seniors)
- ⑪ School social workers / counsellors
- ⑫ Outreaching social workers / counsellors
- ⑬ Doctors and medical staff
- ⑭ Social workers / counsellors in drug treatment organizations
- ⑮ Police School Liaison Officer
- ⑯ Clergies / churchmen
- ⑰ Call "186 186" or use WhatsApp / WeChat "98 186 186" Anti-drug Hotlines
- ⑱ Others (please specify)

Q24-R. Have you tried to stop using drugs or give up drugs?

- ① Yes [please answer part (a)]
- ② No [please answer part (b)]

(a) I have tried to stop using drugs or give up drugs because... (multiple answers are allowed)

- ③ Using drugs affected my study
- ④ Using drugs affected my family
- ⑤ Using drugs affected my health
- ⑥ Using drugs affected my relationship with friends
- ⑦ Using drugs affected my daily life
- ⑧ I was afraid of getting arrested as using drugs is illegal
- ⑨ My boyfriend / girlfriend did not like it
- ⑩ I did not have enough money
- ⑪ Other reasons (please specify)

(b) I have not tried to stop using drugs or give up drugs because... (multiple answers are allowed)

- ⑫ I do not think I am addicted
- ⑬ I do not think using drugs is harmful to health
- ⑭ I like the feeling that drugs give me
- ⑮ My friends are still using drugs
- ⑯ My family did not know / stop me
- ⑰ It is hard to give up drugs
- ⑱ Other reasons (please specify)

Go to question Q25-R

RESTRICTED when entered with data

■ ■ Please rest assured that no name will be recorded and all information provided ■ ■ will be handled in strict confidence. Please be completely honest when you answer the questions.

If you **HAVE** used drugs, answer questions in the **RIGHT** column only (i.e. Q25-R)



Q25-R. Who would you like the most to give you anti-drug messages (such as information on drug harm)? (choose **one** only)

- ① Ex-drug abusers
- ② Parents
- ③ Other relatives (e.g. brothers / sisters / seniors)
- ④ Teachers
- ⑤ Doctors and medical staff
- ⑥ Social workers
- ⑦ Government officials
- ⑧ TV / movie stars or pop singers
- ⑨ Famous athletes
- ⑩ Friends / schoolmates
- ⑪ Others (please specify)

Go to question Q26

Please rest assured that no name will be recorded and all information provided will be handled in strict confidence. Please be completely honest when you answer the questions.

SECTION 4 : USE OF ALCOHOL AND TOBACCO

Q26. Have you ever drunk any alcoholic beverages?

(“Alcoholic beverages” refers to all drinks that contain alcohol, such as red / white wine, beer, cocktail, shandy, brandy, whisky, or fruit juice / other drinks with alcohol.)

No ①

② Yes

If “No”, answer questions in the **LEFT** column only
(i.e. Q27-L to Q28-L)

If “Yes”, answer questions in the **RIGHT** column only
(i.e. Q27-R to Q28-R)

Q27-L. Why don't you drink alcohol?

(multiple answers are allowed)

- Alcohol is harmful to health ①
- I am too young for drinking / buying any alcoholic beverages ②
- My friends do not drink ③
- My parents do not allow me to drink ④
- I am not interested in drinking ⑤
- I do not like the image of drinkers ⑥
- I have no money to buy alcohol ⑦
- I have no chance to drink alcohol ⑧
- I do not like the taste / smell of alcohol ⑨
- I do not like having a hangover ⑩
- Others (please specify) ⑪

Q28-L. Do you think it is okay for people to drink alcohol every week?

- Yes ①
- No ②

Go to question Q29

Q27-R. How old were you when you first drank alcohol? (choose one only)

- ① 10 years old or below
- ② 11-12 years old
- ③ 13-14 years old
- ④ 15-16 years old
- ⑤ 17-18 years old
- ⑥ 19-20 years old
- ⑦ 21 years old or above
- ⑧ I can't remember

Q28-R. Did you drink in the past 12 months?

- ① No
- ② Yes [Please answer the following question]



If “Yes”, did you drink in the past 30 days?

- ③ No
- ④ Yes

Go to question Q29

Please rest assured that no name will be recorded and all information provided will be handled in strict confidence. Please be completely honest when you answer the questions.

Q29. Have you ever smoked before?
 ("Smoking" refers to the smoking of all forms of tobacco and related products, including cigarette, cigar, hand rolled cigarette, water pipe, pipe-smoking and e-cigarette.)

No ① ② Yes

If "No", answer questions in the **LEFT** column only
 (i.e. Q30-L to Q31-L)

If "Yes", answer questions in the **RIGHT** column only
 (i.e. Q30-R to Q31-R)

Q30-L. Why don't you smoke?
 (multiple answers are allowed)

Smoking is harmful to health ①

I am too young for smoking / buying any tobacco products ②

My friends do not smoke ③

My parents do not allow me to smoke ④

I am not interested in smoking ⑤

I do not like the image of smokers ⑥

Tobacco products are getting more and more expensive ⑦

I have no chance to smoke ⑧

I do not like the smell of smoking ⑨

Smoking has been banned in more and more public places ⑩

Others (please specify) ⑪

Q30-R. How old were you when you first smoked? (choose one only)

① 10 years old or below

② 11-12 years old

③ 13-14 years old

④ 15-16 years old

⑤ 17-18 years old

⑥ 19-20 years old

⑦ 21 years old or above

⑧ I can't remember

Q31-L. Do you think it is okay for people to smoke every day?

No ①

Yes ②

Go to question Q32

Q31-R. Did you smoke in the past 12 months?

① No

② Yes [Please answer the following question]

↓

If "Yes", did you smoke in the past 30 days?

③ No

④ Yes

Go to question Q32

Please rest assured that no name will be recorded and all information provided will be handled in strict confidence. Please be completely honest when you answer the questions.

SECTION 5 : PERCEPTION ON DRUGS

Q32. Do you agree with these sentences?

	Disagree	Agree
i. I believe using drugs...		
a. ...will affect my appearance.	①	②
b. ...will harm one's health.	①	②
c. ...brings me more fun.	①	②
d. ...will help me become popular to the opposite sex.	①	②
e. ...helps me to get along with my friends better.	①	②
f. ...is cool.	①	②
g. ...will affect my study.	①	②
ii. I will try drugs if there is an opportunity.	①	②
iii. If I use drugs, I do not mind letting my family know.	①	②
iv. If I use drugs, I do not mind letting my friends know.	①	②
v. I believe if I refuse to use drugs, my friends will make fun of me.	①	②
vi. Just like smoking, drug use is a hobby nowadays.	①	②

SECTION 6 : EXPERIENCE AND SELF-IMAGE

Q33. Did you experience the following situations in the past 6 months?

	No	Yes
i. Bullied by schoolmates	①	②
ii. Warned by school	①	②
iii. Harassed by strangers	①	②
iv. Have not seen mom or dad for more than a week	①	②
v. Blamed by parents	①	②
vi. Dissatisfied with academic results	①	②

Q34. Did you do the following in the past 6 months?

	No	Yes
i. Skipped school	①	②
ii. Compensated dating	①	②
iii. Stole things	①	②
iv. Ran away from home	①	②
v. Attacked someone	①	②
vi. Had contact with gangsters / triad members	①	②
vii. Roamed around at late night	①	②
viii. Gambled	①	②
ix. Committed self-harm intentionally	①	②

■ ■ Please rest assured that no name will be recorded and all information provided ■ ■ will be handled in strict confidence. Please be completely honest when you answer the questions.

Q35. Do you agree with these sentences?

	Disagree	Agree
i. I can be influenced by my friends easily.	①	②
ii. I can always manage to solve difficult problems if I try hard enough.	①	②
iii. Most of the time, I am satisfied with myself.	①	②
iv. My parents care about my feelings.	①	②
v. I feel I am well-liked in school.	①	②
vi. I always have my own idea among my group of friends.	①	②
vii. I am confident that I can deal efficiently with unexpected events.	①	②
viii. I give up very easily when I am challenged.	①	②
ix. My friends cannot do anything that breaks the law.	①	②
x. Sometimes I think I am no good at all.	①	②
xi. I often break school rules.	①	②
xii. I handle arguments calmly.	①	②

~ End of questionnaire. Thank you for your participation. ~

詞彙 GLOSSARY

物質

毒品、煙草和酒精的統稱

毒品

麻醉鎮痛劑和危害精神毒品的統稱

酒精

指各類含酒精飲料，包括仙地、含酒精成分的果汁、啤酒、葡萄酒和烈酒

麻醉鎮痛劑

指海洛英、鴉片、嗎啡和菲仕通／美沙酮

危害精神毒品

任何能使人上癮和因刺激或壓抑中樞神經系統而導致幻覺或活動機能、思維、行為、感知或情緒紊亂的天然或合成物質（包括迷幻劑、鎮抑劑、興奮劑、鎮靜劑等），如附錄 VI 所列各項藥物

吸食毒品

吸食麻醉鎮痛劑或非為醫療用途而服用危害精神毒品

曾服用某項物質

在調查前曾至少一次服用某項物質

一年內曾服用某項物質

在調查前一年內曾至少一次服用某項物質

30 天內曾服用某項物質

在調查前 30 天內曾至少一次服用某項物質

吸食毒品的學生

在調查前曾至少一次吸食毒品的學生

不曾吸食毒品的學生

在調查前從未吸食毒品的學生

Substances

A collective term for drugs, tobacco and alcohol

Drugs

A collective term for narcotics analgesics and psychotropic substances

Alcohol

Refers to all alcoholic beverages, including shandy, cooler, beer, wine and spirits

Narcotics analgesics

They refer to heroin, opium, morphine and physeptone / methadone

Psychotropic substances

Any substance, natural or synthetic (including hallucinogens, depressants, stimulants, tranquillizers etc.), which has the capacity to produce a state of dependence and central nervous system stimulation or depression resulting in hallucinations or disturbances in motor function, thinking, behaviour, perception or mood, such as items listed in Appendix VI

Taking drugs

Take narcotics analgesics or non-medical use of psychotropic substances

Lifetime use of a substance

Ever used a substance at least once in the lifetime preceding survey enumeration

1-year use of a substance

Ever used a substance at least once within the year preceding survey enumeration

30-day use of a substance

Ever used a substance at least once within 30 days preceding survey enumeration

Drug-taking students

Students ever took any drug at least once in their lifetime

Non-drug-taking students

Students never taken any drug in their lifetime

專上院校

專上院校包括提供全日制學士學位課程的院校及提供經本地評審全日制副學位課程院校。副學位課程包括副學士學位及證書／文憑／毅進文憑／高級文憑課程等。調查所包括的院校列表如下：

Post-secondary Institutions

Post-secondary institutions cover institutions providing full-time degree programmes and institutions providing locally-accredited full-time sub-degree programmes, which include associate degree and certificate/ diploma/ diploma Yi Jin/ advanced diploma programmes, etc. The institutions included are listed in the table below.

專上院校 Post-secondary Institutions	提供全日制 學士學位課程 Providing full-time degree programmes	提供經本地評審全日制 副學位課程 Providing locally-accredited full-time sub-degree programmes
明愛白英奇專業學校 Caritas Bianchi College of Careers		✓
明愛社區書院 Caritas Institute of Community Education		✓
明愛專上學院 Caritas Institute of Higher Education	✓	✓
明德學院 Centennial College	✓	
珠海學院 Chu Hai College of Higher Education	✓	
香港城市大學 City University of Hong Kong	✓	✓
香港伍倫貢書院（前稱香港城市大學專上學院） UOW College Hong Kong (formerly known as Community College of City University)	✓	✓
香港城市大學專業進修學院 City University of Hong Kong - School of Continuing and Professional Education	✓	
宏恩基督教學院 Gratia Christian College	✓	✓
香港藝術學院（香港藝術中心附屬機構） Hong Kong Art School (a division of Hong Kong Arts Centre)	✓	✓
香港浸會大學 Hong Kong Baptist University	✓	
香港浸會大學持續教育學院 Hong Kong Baptist University - School of Continuing Education	✓	✓
香港浸會大學國際學院 Hong Kong Baptist University - College of International Education	✓	✓
香港浸會大學電影學院 Hong Kong Baptist University - Academy of Film		✓
香港能仁專上學院 Hong Kong Nang Yan College of Higher Education	✓	✓
港專學院 HKCT Institute of Higher Education	✓	✓
香港專業進修學校 Hong Kong College of Technology		✓

<p style="text-align: center;">專上院校 Post-secondary Institutions</p>	<p style="text-align: center;">提供全日制 學士學位課程 Providing full-time degree programmes</p>	<p style="text-align: center;">提供經本地評審全日制 副學位課程 Providing locally-accredited full-time sub-degree programmes</p>
香港科技專上書院 Hong Kong Institute of Technology	✓	✓
香港樹仁大學 Hong Kong Shue Yan University	✓	
嶺南大學 Lingnan University	✓	
嶺南大學持續進修學院 Lingnan University - Lingnan Institute of Further Education		✓
香港中文大學 The Chinese University of Hong Kong	✓	
香港中文大學專業進修學院 The Chinese University of Hong Kong - School of Continuing and Professional Studies		✓
香港恒生大學（前稱恒生管理學院） The Hang Seng University of Hong Kong (formerly known as Hang Seng Management College)	✓	
香港演藝學院 The Hong Kong Academy for Performing Arts	✓	✓
香港教育大學 The Education University of Hong Kong	✓	✓
香港理工大學 The Hong Kong Polytechnic University	✓	✓
香港理工大學 - 香港專上學院 The Hong Kong Polytechnic University - Hong Kong Community College		✓
香港理工大學專業進修學院 The Hong Kong Polytechnic University - School of Professional Education and Executive Development	✓	
香港科技大學 The Hong Kong University of Science and Technology	✓	
香港都會大學（前稱香港公開大學） Hong Kong Metropolitan University (formerly known as The Open University of Hong Kong)	✓	✓
香港都會大學李嘉誠專業進修學院（前稱香港公開大學李嘉誠專業進修學院） Hong Kong Metropolitan University - Li Ka Shing Institute of Professional and Continuing Education (formerly known as The Open University of Hong Kong - Li Ka Shing Institute of Professional and Continuing Education)		✓
香港大學 The University of Hong Kong	✓	
香港大學專業進修學院保良局何鴻燊社區書院 The University of Hong Kong - HKU SPACE Po Leung Kuk Stanley Ho Community College		✓
香港大學附屬學院 The University of Hong Kong - HKU SPACE Community College		✓
香港大學專業進修學院國際學院 The University of Hong Kong - HKU SPACE International College	✓	

專上院校 Post-secondary Institutions	提供全日制 學士學位課程 Providing full-time degree programmes	提供經本地評審全日制 副學位課程 Providing locally-accredited full-time sub-degree programmes
東華學院 Tung Wah College	✓	✓
職業訓練局 - 香港專業教育學院 Vocational Training Council - Hong Kong Institute of Vocational Education (IVE)		✓
職業訓練局 - 青年學院 Vocational Training Council - Youth College		✓
職業訓練局 - 工商資訊學院 Vocational Training Council - VTC School of Business and Information Systems (SBI)		✓
職業訓練局 - 才晉高等教育學院 Vocational Training Council - School for Higher and Professional Education (SHAPE)	✓	
職業訓練局 - 香港高等教育科技學院 Vocational Training Council - Technological and Higher Education Institute of Hong Kong (THEi)	✓	
耀中幼教學院 Yew Chung College of Early Childhood Education	✓	✓
青年會專業書院 YMCA College of Careers		✓

危害精神毒品列表

LIST OF PSYCHOTROPIC SUBSTANCES

危害精神毒品

Psychotropic substances

- | | |
|---|--|
| [1] K仔 (氯胺酮) | [1] Ketamine, K, King, Ket, Kit-kat, Special k, Vitamin k (Ketamine) |
| [2] 搖頭丸 / 忘我 / E仔 / 狂喜 / 搖搖 (亞甲二氧基甲基安非他明) | [2] Ecstasy (MDMA) |
| [3] 草 / 大麻花 / 大麻精 / 大麻油 (大麻) | [3] Grass, Marijuana, Pot, Hash, Joint (Cannabis) |
| [4] 咳水 / 咳丸 / O仔 / MB / 黃豆仔 / DM丸 (可待因) | [4] Codeine / Cough Medicine (Codeine) |
| [5] 甲基安非他明 (冰) | [5] Methylamphetamine (Ice) |
| [6] 白瓜子 / 藍精靈 / 速眠安 (三唑侖 / 咪達唑侖) | [6] Halcion / Dormicum (Triazolam / Midazolam) |
| [7] 膠水 / 強力膠 / 天拿水 / 打火機油 (有機溶劑) | [7] Glue, Solvent thinner, Lighter fuel gas (Organic Solvents) |
| [8] 五仔 / 黃飛鴻 / 哈哈笑 / Give-me-five (硝甲西洋) | [8] Give-me-five (Nimetazepam) |
| [9] 可可精 (可卡因) | [9] Snow, Crack, Coco (Cocaine) |